

FIRST EDITION

2025

**HARE & FORBES**
MACHINERYHOUSEmachineryhouse.com.au**ENGINEERING
METAL & WOOD
MACHINERY***Setting the standard for quality & value*A family
owned
Australian
business

ESTABLISHED 1930



Adelaide store now open

*Celebrating 95 years,
Hare & Forbes Machineryhouse is an
Australian owned family business that
has supplied new and used Workshop and
Engineering Equipment since 1930.*

*Since our beginnings, our foundation
principles have not changed. We aim to
offer Australia's most extensive range of
workshop, sheet metal and fabrication
machinery, machine tools and accessories
at the best possible price.*

*We service Australia's machinery needs,
with branches in Sydney, Brisbane, Perth,
Melbourne and Adelaide.*

Service

Our reputation for great service has been earned over the last 90 years, and our highly trained in-store and after sale service teams will ensure this continues for years to come.

Stock

Our dedicated purchasing department are committed to sourcing innovative from the world's leading manufacturers, ensuring that our valued customers receive high-quality products at affordable prices.

Quality Control

Trained technical staff thoroughly check every shipment to ensure quality and reliability. With a fully equipped workshop available for modifications and pre-delivery testing.

Training

Product training programmes are available to machine operators, led by our skilled after sales support team.

Spare Parts

Set up to help assist you when you need it the most, our spare parts division will get you back in the workshop as fast as possible. We keep in stock a massive range of HAFCO spares, to limit any down time.

When you purchase a machine from Hare & Forbes Machineryhouse, it's not just a sale it's a partnership.



- ✓ SPEND \$100 & GET \$20 OFF
- ✓ SPEND \$300 & GET \$50 OFF



**SIGN UP FOR
MATES RATES**
MACHINERYHOUSE.COM.AU/SIGNUP

- GAIN ACCESS TO:**
- ✓ ONLINE PROMOS
 - ✓ EXCLUSIVE OFFERS
 - ✓ TRACK YOUR ORDERS
 - ✓ BIRTHDAY REWARDS
 - ✓ PAPERLESS WARRANTY
 - ✓ NEWSLETTERS
 - ✓ LATEST RELEASES
 - ✓ COMPETITIONS

Note: Discount vouchers are valid for online purchases only

4-31



**CNC
MACHINERY**

32-37



DRILLS

38-49



MILLS

50-67



LATHES

68-105



**TOOLS & MACHINE
ACCESSORIES**

106-117



**MEASURING
EQUIPMENT**

118-134



**METAL
CUTTING SAWS**

135-179



**SHEET METAL
FABRICATION**

180-193



**AUTOMOTIVE
RESTORATION**

194-199



PRESSES

200-206



**GRINDING
LINISHING**

207-215



**WORKSHOP
EQUIPMENT/
LIFTING**

216-217



SANDBLASTING

218-224



**COMPRESSORS &
ACCESSORIES**

225-237



**STORAGE
SYSTEMS**

238



**MEAT
EQUIPMENT**

239-251



**WELDING
EQUIPMENT**

252-279



**WOOD MACHINERY
& ACCESSORIES**

280-281



**COMPLETE
INDEX**



CNC - Plasma Robot



If you can draw it, you can cut it
If you can trace it, you can cut it
If you can imagine it, you can cut it

Portable powerful and easy to use. ArcDroid™ brings CNC plasma to your garage or workshop. ArcDroid™ combined with our custom operating system with Simple Trace™ can accurately reproduce your designs delivering fast, accurate and repeatable parts from your plasma cutter.

Any table is a plasma table with ArcDroid™.



* Shown with optional plasma torch

Simple Trace™

- Point to point or free hand, trace your template and ArcDroid™ creates a cut file instantly. Simply use the ArcDroid™ arm to follow the contours of your template and high accuracy encoders map your every move. These trace files can easily be saved on a USB stick (not included) to access for future repeat cutting.
- Now all your cardboard cut outs are functional Cut files!
- Cut envelope of 660mm x 380mm

Features

- Light and compact, goes anywhere, weighs less than 16kgs!
- Fits in any shop and easily portable to job sites.
- Glove friendly touch screen interface, easy to use and intuitive user interface
- Quick change holders to move from trace to cut mode
- With simple trace™ technology, no external software or cad skills are required
- Import DXF drawing file direct via USB into Arcdroid™
- For advanced users ArcDroid™ is Fusion 360 compatible



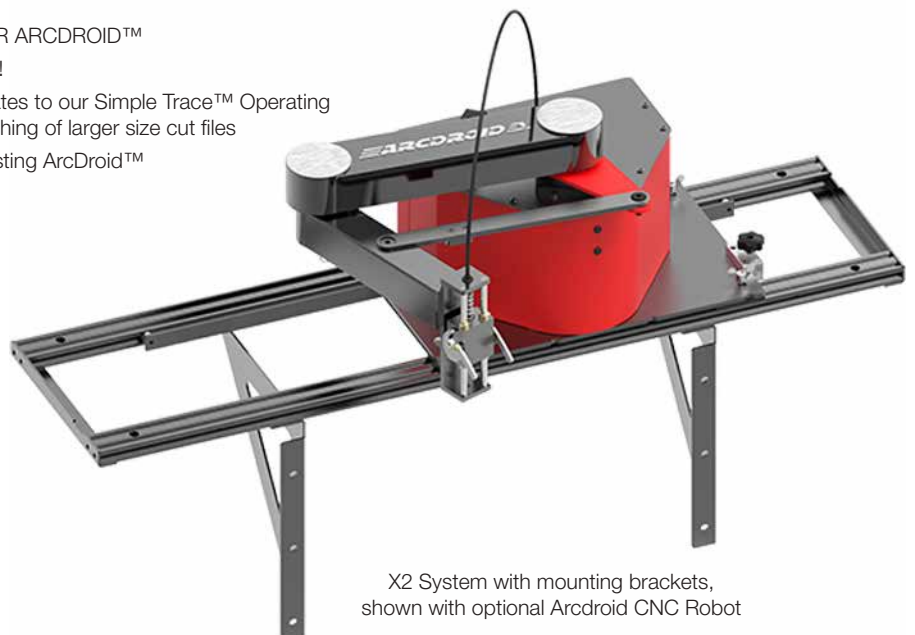
CODE	ex GST	inc GST
P8990	\$3,990	\$4,389

X2 Large Cut Indexing System

The X2 is an upgrade to any existing ArcDroid that increases the X axis cutting width to over 1220mm cutting envelope without sacrificing the ease of use and portability that you've all come to know and love.

Using a custom encoder and a set of slide rails the X2 allows you to stitch together cuts into one big cut easily. Simply slide to the left and cut the first half then slide to the right and cut the rest.

- MULTIPLY THE EFFECTIVE CUTTING AREA OF YOUR ARCDROID™
- Full depth edge to edge cutting on a 1220 wide sheet!
- A specialised encoder and rail system as well as updates to our Simple Trace™ Operating System allow easy and automatic splitting and re-stitching of larger size cut files
- Simple low-profile system easily retrofitted to your Existing ArcDroid™ without sacrificing portability
- Mount flush to a surface or use the supplied brackets to support on the side of a table



X2 System with mounting brackets, shown with optional Arcdroid CNC Robot

CODE	ex GST	inc GST
P8994	\$599	\$658.90

ARCDROID Plasma Packages

Don't own a plasma to go with your ARCDROID?

We have you covered! Choose from our Unimig or Hypertherm range of plasma's to suit your needs & your budget.

UNIMIG

Unimig Plasma Cutters are engineered for maximum cutting power and speed. With Pilot-Arc start standard on all machines, stability has never been easier.

Hypertherm

The Powermax series is a next-generation professional grade air plasma cutter that dramatically simplifies system operation for cutting. Designed and built in the USA for maximum performance & productivity.



Our package prices include:

- Plasma unit of choice
- Arcdroid CNC Robot
- Universal CNC cable

UNIMIG plasma packages are supplied with a plasma hand torch capable of use in the ARCDROID as well as manual hand cutting. If you preferred you can option a machine torch from the below machine accessories

HYPERTHERM plasma packages are supplied with a machine torch, if you require a hand torch for manual hand cutting we can supply a genuine Hypertherm hand torch as an additional cost option. For plasma cutting capacities see page 9.

MODEL		Cut 45	Cut 80	Cut 120
Voltage	V	240	415	415
Amps		15	20	32
Duty Cycle		25%@45A	40%@80A	60%@120A
Order Code		K4050	K4051	K4052

MODEL		45 SYNC	65 SYNC	85 SYNC	105 SYNC	125
Voltage	V	240	415	415	415	415
Amps		32	15	20	2	~
Duty Cycle		50%@45A	50%@65A	60%@85A	80%@105A	100%@125
Order Code		K4055	K4056	K4057	K4058	K4059

*Note please contact your local store or check online for current pricing


Machine Accessories

Corner / Centre Wizard

Use these simple tools to align your ArcDroid™ to your material. The Corner Wizard lets you set you Zero Point to the edge of your workpiece, the Center Wizard lines you up with a center punch mark.

A quick and easy way to get your material and your ArcDroid™ lined up before you cut.

CODE	ex GST	inc GST
P8991	\$65	\$71.50



Laser Stylus - Simple Trace

This Laser can be used as an upgrade of the standard Simple Trace™ stylus, Improve your tracing with laser accuracy! Features alloy steel tip for greater durability.

No need to re-calibrate simply replaces your original stylus.



CODE	ex GST	inc GST
P8992	\$75	\$82.50

Optional UNIMIG Machine Torch

The machine torch for Unimig Razor 45, 80 & 120 is designed to be installed on a cutting table, with the quick connect torch function you can easily disconnect the torch from the plasma for storage or to use your hand torch with your plasma for another project

MODEL	CODE	ex GST	inc GST
CUT 45 & 80	P9123	\$700	\$770
CUT 120	P9124	\$950	\$1,045



Universal CNC Cable

Suits Razor Cut & Hypertherm Models

CODE	ex GST	inc GST
C4301	\$90	\$99



CNC - Waterjet Cutting



desktop.

the world's first desktop waterjet.



standup.



Go from design to cutting, fast

WAZER's web-based software WAM is fast and easy. Load your design file into WAM and prepare your cut in minutes. There is no need for a dedicated PC, WAM is compatible with Chrome, Internet Explorer, Safari, Firefox web browsers.

Material

WAZER can cut through sheets of any material including metal, stone, glass, ceramic, composites, plastic, rubber, and foam. For a list of example materials please visit our website



WAZER Desktop & Stand Up

WAZER is the first desktop water jet that cuts any hard or soft material with digital precision. The high velocity jet uses a combination of high pressure water and abrasive particles to cut through the work piece. **With WAZER, we're bringing this advanced technology to any size workshop.**

- Cuts Any Material: Metal, Stone, Glass, Ceramic, Composite, Plastic, Rubber & Foam
- Compact size fits in any work space
- Brings professional-grade fabrication into any workshop
- Ideal for on demand cutting of custom parts
- In-house capabilities reduces costly outsourcing
- Great for prototyping, manufacturing, fine art, & instruction
- Simple set up. Just connect to standard electricity, water & drain
- Cold cutting. No heat. No fumes. No need for ventilation
- Quickly go from design to cutting. Takes any DXF or SVG file
- Assembled in the USA

Now cut anything with digital precision using high-pressure water



Wazer Specifications

Cutting Table Capacity	305 x 460mm	
X Axis Travel	305mm	
Y Axis Travel	460mm	
Z Axis Travel	Manual	
Rapid Traverse (X & Y Axis)	1500m/mm	
Absolute Positioning Accuracy	0.08mm	
Max Pump Pressure	4600psi	
Max Water Usage	1.9L/min	
CNC System	WAZER	
Nesting Software	WAZER WAM	
Drawing File	.dxf, .svg	
Garnet Delivery	150g/min	
Garnet Hopper Capacity	13.5kg	
Power	2 x 240VAC 10amp plugs	
	Desktop	Standup
Order Code	W08720	W08720S
PRICE	ex GST	\$14,350
PRICE	inc GST	\$15,950
		\$15,785
		\$17,545

CNC - Waterjet Cutting

WAZER PRO Series

Increased cutting pressures means the WAZER PRO can cut 2-4 times faster than the desktop model with the same abrasive rate, reducing consumable cost and running time considerably.

WAZER Pro cuts up to 25mm Aluminium, 10mm Mild & Stainless steel, 25mm Stone or rubber.

The WAZER PRO has with the ability to cut submerged up to 10mm for quieter cutting.

The absolute zero locating feature allows you to easily create re-useable fixtures for repeat jobs.

Fitted with a water spray Nozzle allowing cut components to be cleaned inside the WAZER PRO.

Cutting Area - 305 mm x 460 mm
Cut Bed Size - 330 mm x 485 mm
Kerf (width of cut) - 1.2 mm

- Compact size fits in any work space.
- Brings professional-grade fabrication into any workshop.
- Ideal for on demand cutting of custom parts.
- In-house capabilities reduces costly outsourcing.
- Great for prototyping, manufacturing, fine art, and instruction.
- Simple set up. Just connect to standard electricity, water, and drain.
- Cold cutting. No heat. No fumes. No need for ventilation.
- Quickly go from design to cutting. Takes any DXF or SVG file



WAZER PRO

New Release


WAZER WAM Design Software

Wazer Pro operates with an online file prep tool called WAM. WAM will work with any software capable of exporting a design as a .dxf or .svg file. WAM eliminates the need to have a laptop at the machine workstation. Here is a typical workflow:

1. Create your design in any design software/CAD program which can export .dxf or .svg files
2. Upload your file into WAM, position your design, choose a material setting and cut quality.
3. Save your cut file from WAM to an SD card.
4. Insert the SD card into WAZER and cut!

Material

WAZER PRO can cut through sheets of any material including metal, stone, glass, ceramic, composites, plastic, rubber, and foam.



Wazer Specifications

Cutting Table Capacity	305 x 460mm
X Axis Travel	305mm
Y Axis Travel	460mm
Z Axis Travel	Manual
Rapid Traverse (X & Y Axis)	1500m/mm
Absolute Positioning Accuracy	0.08mm
Max Pump Pressure	8600psi
Max Water Usage	1.9L/min
CNC System	WAZER
Nesting Software	WAZER WAM
Drawing File	.dxf, .svg
Garnet Delivery	150g/min
Garnet Hopper Capacity	19.1
Power	240VAC 15 amp
WAZER PRO	
Order Code	W08725
PRICE	ex GST \$29,950
PRICE	inc GST \$32,945

With all that Power, the WAZER Pro cuts Fast, and cuts Thick materials.

Material Type	Cut Speed (Compared to Desktop)	Material	Max Thickness Pro	Max Thickness Desktop
Metal	2-3x	Aluminum	25.4 mm	13 mm
Glass	4x	Mild Steel & Stainless Steel	10 mm	5 mm
Plastic	3-5x	Plastic	25.4 mm	13-19 mm
Composites	5-10x	Carbon Fiber	25.4 mm	8 mm
Tile	4x	Stone	25.4 mm	13 mm
Rubber	2-3x	Rubber	25.4 mm	13-19 mm
Foam	2-3x			

CNC - Fiber Laser Sheet Cutting Machine

bodur *i Series - Compact*

1.5G

Max Acceleration

91m/min

Max. Traverse
Speed

±0.05mm/m

Positioning
Accuracy

±0.03mm

Repositioning
Accuracy

Bodur *i Series* increases productivity of your production line while minimizing space requirements. The system has been designed to take up as little floor space as possible.

The fully enclosed design leads to more economical processing and faster performance, with a much lower power consumption.

- Active obstacle avoidance system - Uses sensors and algorithms to detect potential obstacles.
- Lightning piercing - This enables quick piercing in sync with the cutting head's movement, optimizing operations for medium-thick plates without additional time or motion.
- Intelligent remnant layout - Uploading pictures of the remnant to the control system with your mobile phone to automatically utilize the remaining remnant for nesting.
- Anti-burning mineral casting - Material residue automatically separates from the anti-burning plate, largely lowering maintenance costs and offering better durability.
- Nesting software - Auto nest up to 50 individual parts, ensuring maximum efficiency and less waste.



Compact Design

Designed to take up as little floor space as possible

i5 Series

Compact Design

The i Series is easy to move and requires minimal space

Class 1 Laser Enclosure

The enclosure design delivers centralised dust collection and separates operators from machinery, ensuring safety and reliability, with laser grade CE observation window

New Release

i7 Series

Motorised Workbed

Cutting machine workbed extends out at the press of a button, saves space and allowing for easier loading and unloading of material. * i6 & i7 Series only



Intelligent Collision Avoidance

Self-developed servo-following sensors and path avoidance algorithms reduce the risk of laser head collision significantly


Intelligent Remnant Layout

With uploaded pictures, the machine can automatically finish positioning and nesting, achieving material utilization rate at maximum



MODEL		i5	i6	i7
Working Area	mm	1000 x 1500	2000 x 1000	3048 x 1524
Laser Power	kW	1.5/3/6	1.5/3/6	1.5/3/6/12
Max. Traverse Speed	m/min	91		
Z -Axis Travel	mm	100	120	120
Table Load Bearing	kg	250	400	900

CNC - Fiber Laser Sheet Cutting Machine




Intelligent Collision Avoidance

Self-developed servo-following sensors and path avoidance algorithms reduce the risk of laser head collision significantly

Intelligent Remnant Layout

With uploaded pictures, the machine can automatically finish positioning and nesting, achieving material utilization rate at maximum



One-click processing

Completes edge searching, range checking & metal cutting in one go

bodor C Series - Cost Effective

1.5G

Max Acceleration

120m/min

Max. Traverse Speed

±0.05mm/m

Positioning Accuracy

±0.03mm

Repositioning Accuracy

The Bodor **C Series** brings a new level of productivity to the field of metal processing. Designed for high efficiency and cost-effectiveness, it meets the demands of modern production. Its advanced technology combined with economic benefits offers an ideal cutting solution for businesses of all sizes, excelling in precision, speed, and cost control.

Durable construction and advanced materials extend the machine's life, reducing repair and maintenance costs. Its comprehensive design and Class 1 laser enclosure ensure maximum safety for operators making it an essential tool for metal cutting in various industries.

- Active obstacle avoidance system - Uses sensors and algorithms to detect potential obstacles.
- Lightning piercing - This enables quick piercing in sync with the cutting head's movement, optimizing operations for medium-thick plates without additional time or motion.
- Anti-burning mineral casting - Material residue automatically separates from the anti-burning plate, largely lowering maintenance costs and offering better durability.
- Nesting software - Auto nest up to 50 individual parts, ensuring maximum efficiency and less waste.



BodorPower • BodorGenius • BodorThinker

High Performance Monoblock Gantry

Designed using aviation grade aluminum machined and annealed to enhance rigidity and strength by up to 60%

Class 1 Laser Enclosure

The enclosure design delivers centralised dust collection and separates operators from machinery, ensuring safety and reliability, with laser grade CE observation window



Mortise And Tenon Type Plate Welded Segmented Bed

Welded structure improves shock absorption effect, lowering deviation caused by shock, offering more accurate cutting

New Release

MODEL		C3	C4	C6	C12
Working Area	mm	3048 x 1524	4000 x 2000	6100 x 2500	12200 x 2500
Laser Power	kW	1.5/3/6/12/20			
Max. Traverse Speed	m/min	120	110	110	110
Z-Axis Travel	mm	320	370	370	370
Table Load Bearing	kg				
	3-6kW	911	1570	2995	-
	12kW	1095	1886	3595	7368
	20-60kW	1460	2515	4794	9825

CNC - Fiber Laser Sheet Cutting Machine

bodor **P Series - Performance Series**

4.0G

Max Acceleration

200m/min

Max. Traverse
Speed

±0.05mm/m


Positioning
Accuracy

±0.03mm

Repositioning
Accuracy

The Bodor **P Series** sheet metal laser cutting machines are at the top of cutting-edge laser technology and outstanding performance. Craftsmanship, automation features, and safety measures have been finely tuned in our P Series to provide an unparalleled cutting experience. High performance for your high efficiency.

- Visual collision avoidance - detect motions and signal warnings to prevent possible collisions, ensure operator's safety.
- Active obstacle avoidance system - Uses sensors and algorithms to detect potential obstacles.
- Lightning piercing - This enables quick piercing in sync with the cutting head's movement, optimizing operations for medium-thick plates without additional time or motion.
- Intelligent remnant layout - Uploading pictures of the remnant to the control system with your mobile phone to automatically utilize the remaining remnant for nesting.
- Anti-burning mineral casting - Material residue automatically separates from the anti-burning plate, largely lowering maintenance costs and offering better durability.
- Nesting software - Auto nest up to 50 individual parts, ensuring maximum efficiency and less waste.




Space Eye Edge Finding

Edge finding ensure rapid material positioning and focus calibration

Semi-Automatic Nozzle Changer

The machine provides automated nozzle cleaning and changing without any human intervention



One-click processing

Completes edge searching, range checking & metal cutting in one go

Class 1 Laser Enclosure

The enclosure design delivers centralised dust collection and separates operators from machinery, ensuring safety and reliability, with laser grade CE observation window

High Performance Monoblock Gantry

Designed using aviation grade aluminum machined and annealed to enhance rigidity and strength by up to 60%

5 Year Warranty

BodorPower • BodorGenius • BodorThinker



Mortise And Tenon Type Plate Welded Segmented Bed

Welded structure improves shock absorption effect, lowering deviation caused by shock, offering more accurate cutting

Various Bevels Cutting (Opt.)

The P Series supports A, V, Y, X, and K-type bevel cutting

One machine can cut multiple bevels in one step, reducing costs greatly

*Optional for P4 and above



MODEL		P3	P4	P6	P8	P12
Working Area	mm	3048 x 1524	4000 x 2000	6500 x 2500	8050 x 2500	12500 x 2600
Laser Power	kW	3/6/12/24/ 30/60	6/12/24/ 30/60	12/24/ 30/60	20/30/40	12/20/ 30/60
Max Acceleration	G	4.0		2.8		
Max. Traverse Speed	m/min	200				
Z-Axis Travel	mm	350mm	370mm			
Table Load Bearing	kg					
	3kW	1090	~	~	~	~
	6-60kW	1450	2510	5100	6320	10205

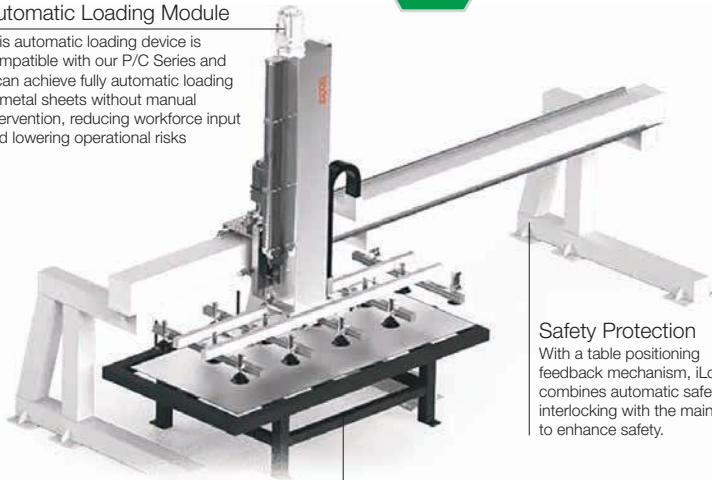
New Release

CNC - Fiber Laser Automation

bodor iLoader

iLoader Automatic Loading Module

This automatic loading device is compatible with our P/C Series and it can achieve fully automatic loading of metal sheets without manual intervention, reducing workforce input and lowering operational risks




**Automatic Loading
Flexible Production**

**New
Release**

iLoader eco Auxiliary Loading Device

iLoader eco is an auxiliary loading device with a compact structure and easy operation. It can conduct semi-automatic loading assistance for manual operation, saving time and effort



Max. Space Utilization
iLoader eco takes up minimal floor space, maximizing the use of production space.

Flexible Positioning
iLoader eco can be positioned left or right according to the on-site processing environment.

Safety Protection
With a table positioning feedback mechanism, iLoader combines automatic safety interlocking with the main unit to enhance safety.

Thick Sheet Loading
Automatically load metal sheets up to 20mm
*Sheet stand optional

MODEL		iLoader eco3	iLoader3
Working Area	mm	400 x 400 1524 x 3048	3048 x 1524 1500 x 1200 1000 x 1000
Max. Loading Sheet Size	mm	3048 x 1524	3048 x 1524
Min. Loading Sheet Size	mm	400 x 400	1000 x 1000
Max. Sheet Thickness	mm	8	20
Min. Sheet Thickness	mm	1	1
Machine Weight	kg	475	1000
Max. Loading Weight	kg	300	700

***Larger loaders available**

bodor iTower, iTransTower, iTrans

iTower

As an automatic loading device, iTower is compatible with P-series cutting machines. It has a compact structure and small footprint, enabling automatic loading and unloading of metal sheets and storage of raw materials and finished products

**Unattended Operation
Smart Processing**



Multi-Sheet Separation
Intelligent sheet separation, air-blowing separation, and magnetic separation based on your needs

iTransTower

The automatic device iTransTower is compatible with P-Series cutting machines and capable of fully automatic sheet loading, unloading, and storage

**Efficient and Intelligent
Continuous Processing**



Integrated Functions
Integrates material loading, unloading, and storage

Smart Zoning
Load different-sized sheets and sheets can be adjusted with just a single click

iTrans

The iTrans automatic loading and unloading device is compatible with P-series cutting machines, enabling automatic sheet material handling with minimal manual intervention

Queued Processing
Automatic queued processing for different shapes and thicknesses of sheets



**Synchronized
Loading/Unloading**

The iTrans breaks through the traditional industry limitation where loading and unloading cannot be done in parallel

**Fully Automatic Loading and
Unloading Freeing up Manpower**

MODEL		iTrans 3/4	iTower	iTransTower
Working Area	mm	3000 x 1500 iTrans 3 4000 x 2000 iTrans 4	1250 x 1250 3000 x 1500	1250 x 1250 3000 x 1500
Max. Loading Sheet Size	mm	3000 x 1500 iTrans 3 4000 x 2000 iTrans 4	3000 x 1500	3000 x 1500
Min. Loading Sheet Size	mm	1000 x 1000	1250 x 1250	1250 x 1250
Max. Sheet Thickness	mm		20	
Min. Sheet Thickness	mm		0.8	
Machine Weight	kg	4800	10000	10000
Max. Loading Weight	kg	720 iTrans 3 1600 iTrans 4	720	720

CNC - Fiber Laser Tube Cutting Machine

bodor K Series - Cost Effective

1.0G
Max Acceleration


±0.05mm/m
Positioning
Accuracy

±0.03mm
Repositioning
Accuracy

K Series is designed to handle the challenges of metal tube manufacturing, delivering precision, efficiency, and reliability with every use, features such as high-speed chucks, fast clamping response in 2 seconds, ultra-short tail material, and a one-click start. Capable of processing tube sizes 6mm~500mm

K-Series is the economical choice for precise tube processing with excellent performance with huge savings

- Intelligent pneumatic chuck are well-suited for stable performance in dynamic applications.
- Cutting of different tubes and profiles allow users to manufacture standard and customized-shaped steel tubes for their project needs.
- With BodorThinker, your laser cutting solutions can be modular, customized, automated and information-based.



Solid Performance of Chucks
The pneumatic chucks adopt a direct cylinder push structure. With simple and efficient transmission, it can complete clamping in as fast as 2 seconds. It is easy to disassemble and maintain

BodorNest Tube system

K series machines allow users to manufacture standard and customized-shaped steel tubes for their project needs. They have the capability to cut tubing in square, rectangular, flat oval, elliptical and many other custom shapes in a variety of metals



Short Cutting Tailings

Through a well-designed chuck avoidance structure, the shortest safety distance is achieved, maximizing material utilization and reducing material costs
*Equipped with special jaws for specific clamping positions


One-Handed Operation

Wireless Handle, Comfortable Grip
Attachable to any sheet metal surface



Best Cutting Assistant

K Series can cut or process various types of metal tubes into complex shapes



Speed Improved

The K series achieves a maximum loading speed of 120m/min and a chuck rotation speed of 150rpm/min. It realizes rapid cutting without compromising on cutting speed



Automatic Tube Detection

Optimised edge searching method and algorithm guarantee higher cutting precision and better steadiness



Various Bevels Cutting (Opt.)

Supports upto 45 Degree bevel cutting
One machine can cut multiple bevels in one step, reducing costs greatly this option is only available for the T-series and M- Series

Larger T-Series & M-Series Available

MODEL		K1	K2	K3	K5
Round Tube Dia.	mm	6mm~120	8~230	25~356	150~500
Square Tube Side Length	mm	6mm~110	8~230	25~356	150~500
Max. Raw Material Length	mm	6500	6500 / 9200 / 12000		12000
Max. Tube Weight	kg	80	300	500	12000
Max. Chuck Rotation Speed	r/min	130	100	85	40
Max. Acceleration	G	1.5	1	1	0.8

CNC - Fiber Laser Tube Automation

bodor K-Loader, K-Trans, K-Unloader

K-Loader

The K-Loader is an auxiliary loading device for the K models, automating the loading of square, round, and rectangular tubes. It enhances processing efficiency while saving manpower and resources

New Release

Automatic Loading

K-Loader automatically detects tubes and clamps the next tube to the standby place. After the processing for the previous tube finishes, the device loads the next tube in time to help keep a consistent workflow.

Higher Load Capacity

The load capacity of the storage area has been increased, allowing up to 10 round tubes of the maximum diameter to be placed at once, reducing the number of loading cycles

Lower Energy Consumption

The device is driven by air cylinders instead of high-energy-consuming motors, greatly reducing electricity costs.

Cylinder-Driven for Higher Efficiency and Lower Cost

New Release

K-Trans

The K-Trans automatic loading device is designed for K0, K1, and K2 models.

It supports automatic loading of various tube types, such as square, round, and rectangular tubes. This device saves labor and resources, enhancing processing efficiency

Higher Load Capacity

Equipped with belt-type material storage, the K-Trans increases load capacity to 1800 kg, reducing material refilling operations by half

More Flexible Layout

The K-Trans can be lifted and positioned on either side of the main machine with flexible configuration options.

Further Simplified Operation

Equipped with the BodorThinker control system, the K-Trans eliminates the need person to control two machines."

Higher Material Compatibility

The K-Trans supports automatic cyclic loading for tube dimensions from Ø16mm to Ø120mm and square tubes from □20mm to □120mm

K-Unloader

Automatic Unloading Rack

Handling long tubes with ease, the automatic unloading rack limits tube swing within the length range, improving cutting precision and unloading reliability

New Release

MODEL		K-Loader	K-Loader Pro	K-Trans
Round Tube Size Range	mm	Ø 16 - Ø 150	Ø 25 - Ø 340	Ø 16 - Ø 150
Square Tube Size Range	mm	□ 16 - □ 150	□ 25 - □ 340	□ 16 - □ 150
Maximum Tube Weight	kg	200	500	200
Tube Loading Length Range	mm	5200 ~ 6500	5000 ~ 12000	5500 ~ 6500
Maximum Load Capacity of Storage Bin	kg	1200	2500	1500

*Note: These are minimum and maximum ranges for all tube loaders; specifications vary for each tube loader size.



New Release



New Release



New Release



METALMASTER Laser Fume Extractors

The Metalmaster Fume Extraction Units are designed to keep your machine and workshop clean by removing harmful dust and particles. Specifically designed to work with laser cutting machines, these advanced dust collectors effectively capture and filter out the tiny particles created during the laser cutting process.

The filter is equipped with automatic jet pulse cleaning so the system automatically cleans itself.

- High Volume high-efficiency filtration system
- Intelligent Control System with 4.3" Touch Screen
- Robust design
- Designed specifically for laser cutting
- Siemens motor, ultra-high negative pressure fan
- Supports remote start from Laser machine

MODEL		MMF-4L	MMF-6L	MMF-8L	MMF-12L
ORDER CODE		W2723	W2724	W2725	W2726
Air Flow	m ³ /h	4000	6000	9000	10000
Filtering Area	m ²	82	120	166	240
Filter Type		Ahlstrom	Ahlstrom	Ahlstrom	Ahlstrom
Collector Capacity	L	45	50	90	120
Voltage / Amperage	V / A	415 / 10	415 / 15	415 / 20	415 / 32
Motor Power	kW	5.5	7.5	11	15
Main Unit Size (WxLxH)	mm	1348x1363x2198	1423x1563x2807	2215x1513x2575	2215x2069x2751
Weight	kg	700	900	1200	1800
PRICE	ex GST	\$14,450	\$17,450	\$22,450	\$25,950
PRICE	inc GST	\$15,895	\$19,195	\$24,695	\$28,545



New Release



METALMASTER Coolant Mist Filter Kits

METALMASTER Coolant Mist Filter Kit includes:

- Machine side adaptor
- Washable stainless pre filter & cone mist
- PVC Inlet hose - with 2 x Clamps
- DOL Start / Stop switch with cables
- High Performance H13 HEPA post filter
- Kit is designed to be powered from 220V 3Phase CNC machine power
- Rubber mounting feet - Mount on machine or optional stand

MODEL		MMF-20	MMF-30
ORDER CODE		W2730	W2731
Max. Flow Rate	M3/min	19	29
Static Pressure	Kpa	1.28	1.66
Suction Inlet Hose	Ø	150	200
Operating Noise	dBA	65	68
PRICE	ex GST	\$2,900	\$4,090
PRICE	inc GST	\$3,190	\$4,499

Deburring Machine

METALMASTER DEBURR1380

- 1300 x 800mm table with vacuum area to secure small parts in place
- Table trim can be lowered to accommodate workpieces larger than the worktable
- Easy-to-use swinging arm and weight compensation
- Grinding head rotates 180° ensuring a quick and easy switch between processing steps
- Variable speed allows for easy speed adjustment to suit the tool and process
- Dust extraction outlet fitted to rear of cabinet allows for connection of dust extraction machine
- Storage cupboard with shelf to store accessories
- A range of different types of pads and brushes for deburring, edge rounding, finishing, laser oxide removal and heavy slag removal are available for processing of steel, stainless steel, aluminium and plastic



Top Table View



Deburring Head 90 Degree



Deslagging Head



Scotchbrite Head



MODEL	Deburr1380	
ORDER CODE	P7870	
Table Size	mm	1300 x 800
Vacuum Area	mm	350 x 250
Min. Workpiece Dimension	mm	Approx. 80 x 50
Max. Workpiece Height	mm	150
Table Working Height	mm	920
Work Table Load Capacity	kg	110
Tilting Head	deg	180°
Spindle Speed	rpm	Variable 240-1500
Motor Power	kW/hp	1.5/2
Voltage	V/amp	415 / 10
Shipping Dim. (LxWxH)	cm	153 x 108 x 161
Weight	kg	340
PRICE	ex GST	\$12,250
PRICE	inc GST	\$13,475

Optional Accessories



Deslagging Brush

DIA (mm)	CODE	ex GST	inc GST
150	P7873	\$350	\$385



Backing Disc Hook & Loop

SPEED RATING	CODE	ex GST	inc GST
2200rpm	P7875	\$110	\$121



Oxide Removal Wire Brush

SPEED RATING	CODE	ex GST	inc GST
700rpm	P7880	\$230	\$253



Felt Pad Polishing Disc

SPEED RATING	CODE	ex GST	inc GST
700rpm	P7882	\$220	\$242



Non-Woven Abrasive Pad

TYPE	CODE	ex GST	inc GST
Coarse Brown	P7876	\$18	\$19.80
Fine Blue	P7878	\$18	\$19.80



Non-Woven Abrasive Disc

SPEED RATING	CODE	ex GST	inc GST
1600rpm	P7885	\$140	\$154



Ø150mm Hero Deburr Disc

Bore	SPEED RATING	CODE	ex GST	inc GST
25mm	1600rpm	P7925	\$320	\$352



Deburring Discs

TYPE	GRIT	CODE	ex GST	inc GST
Standard Aluminium Oxide	80	P7890	\$140	\$154
	120	P7892	\$140	\$154
Standard Zirconia	80	P7895	\$150	\$165
	120	P7897	\$150	\$165
Standard Silicon Carbide	80	P7900	\$160	\$176
	120	P7902	\$160	\$176
Professional Aluminium Oxide	80	P7905	\$170	\$187
	120	P7907	\$170	\$187
Professional Zirconia	80	P7910	\$180	\$198
	120	P7912	\$180	\$198
Professional Silicon Carbide	80	P7915	\$180	\$198
	120	P7917	\$180	\$198

Aluminium Oxide



Zirconia



Silicon Carbide




CNC - Plasma Cutting Machines




Soft sense initial height setting system



Head Gantry



Laser guide for easy sheet positioning



Linear Rail Rack Side

Swift-Cut CNC Plasma Cutting

SMART CUTTING SOLUTIONS

- Water tray for efficient control of sparks and fumes
- Removable stainless steel splash guards for side rail protection
- Dropped rails for ease of loading full sheets
- Gantry parking to allow full sheet to be loaded overhead
- Heavy duty steel construction with durable paint finish
- Linear guideways for fast accurate motion
- High speed axis motors with closed loop feedback (encoder) for accuracy and reliability
- Dual motor drive Y-axis • Rack and pinion drive system
- 360° Breakaway head eliminates damage to torch & improves safety
- Laser guide for easy sheet positioning
- Free-Standing Operators Console with LCD TOUCHSCREEN control
- Cut metal up to 25mm thick depending on the Hypertherm Powermax unit selected
- Soft sense Digital Torch-Height Control (DTHC) Quick response for improved cut quantity and improved torch consumable life. This unique touch sensing is so soft and accurate even the thinnest sheet metal will not deflect while sensing
- Dynamic Cut Control (DCC) is available on all Swiftcut PRO machines, This feature enables Software control of cutting amps and air pressure, Error messages, air pressures and critical data from the plasma unit is displayed on Swiftcut control screen for operator convenience, On the fly arc voltage, air pressure and cutting speed control ensures the highest quality cut at all times. INDUSTRY 1st UNIQUE TO SWIFT-CUT

Height Sensing

The Soft Sense system enables you to repeatedly and accurately sense the top of the thinnest to the thickest of materials without distortion of the plate

Optional Marking Tool

The Swift-Cut marking tool allows you to mark and cut in one operation, meaning no more outsourcing or moving your project from one machine to another



Operator Control

Ergonomic operators console with touch screen & keyboard/mouse inputs



Watch Video

Heavy Duty Gantry

Heavy duty gantry end castings with machined faces provides a precise and stable platform for the cutting head. It also supports twin x-axis linear rails and it gives you the ability to cut 100mm box sections

Precision Linear Rail

Linear rail on all axes – straight, accurate & repeatable movements, they also deliver a smoother motion compared to other guide systems

Heavy Duty Welded Base

Heavy duty base redesigned from the ground up provides support & rigidity

FOUR MACHINE SIZES & MULTIPLE PLASMA POWER SOURCES

1250 x 1250mm 2500 x 1250mm 3000 x 1500mm 4000 x 2000mm

We can match a machine to your production requirements

Swift-Cut PRO Tables Price Includes Powermax 45 SYNC System		
Capacity	ex GST	inc GST
1250 x 1250mm	\$33,000	\$36,300
2500 x 1250mm	\$36,550	\$40,205
3000 x 1500mm	\$41,400	\$45,540
4000 x 2000mm	\$55,150	\$60,665

Upgrade Your Plasma Cutting Power			
Hypertherm		ex GST	inc GST
65 SYNC	Upgrade Price	\$1,850	\$2,035
85 SYNC		\$4,000	\$4,400
105 SYNC		\$6,300	\$6,930
125		\$10,950	\$12,045

*Cutting capacity shown page 17



CNC - Plasma Cutting Machines



SwiftCAM

powered by
Libellula

Swift-Cut
SMART CUTTING SOLUTIONS

Software Options

Order Code	SwiftCAM P9055 Standard	Software P9056 Advanced
DXF / DWG drawing Import	✓	✓
JPEG Image import	✓	✓
Parametric shapes library	✓	✓
Advanced drawing importer	✓	✓
Sheet trim function	✓	✓
Sheet rotation function	✓	✓
Program cut recovery function	✓	✓
Favourite programs shortcuts	✓	✓
Multiple user assignable reference points	✓	✓
Automatic cutting calculations (volts, amps, air)	✓	✓
Automatic cutting path application (lead in/out)	✓	✓
Auto Arc voltage capture	✓	✓
Dry run for program testing	✓	✓
Manual nesting of parts	✓	~
Automatic advanced part in part nesting	~	✓
PRICE	ex GST	\$2,750
PRICE	inc GST	\$3,025

Additional SwiftCAM software licenses can be purchased

SwiftCAM software is the most advanced software available in its class, with built in automation of many functions & settings ensures that anyone with a basic knowledge of computers will be capable of operating the CNC plasma cutting system.

The Standard software supplied with every Swiftcut PRO series table boasts features such as automated control of the plasma cut settings as well as real-time feedback on the CNC of air pressure, amps and arc voltage monitoring. In fact the SwiftCAM software is so intuitive it automatically senses the arc voltage based on real-time feedback and applies this to the digital torch height system for the highest quality cutting results on any material.

The Hypertherm Plasma is 100% controlled by the CNC so there is no need to make any manual settings.

SwiftCAM as standard has a library of over 80 parametric shapes, all you have to do is adjust the sizes and cut the part, great for quickly processing flanges, baseplates, brackets etc.. If your looking to cut more advanced shapes the advanced drawing importer assists you to import your drawing and automatically analyses & cleans up any drawing errors, this can then be saved as a clean drawing in the parts library.

Sheet setup is easy with the laser assist system coupled with the sheet rotation function saving any manual shifting or alignment of the sheet.



Multiple Work Piece Nesting



Swift-Marker Pro 2020

SwiftCAM Software - Advanced

Are you planning to cut a large array of different parts in 1 sheet? If so the SwiftCAM advanced upgrade has the features to automate this for you, import multiple drawings simultaneously and then automatically nest these drawings using the advanced Automatic Part in Part nesting feature. This will give you the best sheet utilisation and automation of nesting saving you valuable material and time.

Marking Option

SWIFT MARK MK4 - Swift-Marker Pro 2020 (P9064)

All in one plasma cutter and metal scribe / engraver from Swiftcut. Swift-Marker pro unit – integrated pneumatic marker. Can be used to automatically mark text, fold lines and centre marks on components prior to profiling to avoid costly second operations. Great for part numbering or serial numbering of parts.

CODE	ex GST	inc GST
P9064	\$2,790	\$3,069

The Powermax SYNC™ is a next-generation professional grade air plasma cutter that dramatically simplifies system operation for cutting. Features automated system process set-up via advanced RFID-enabled SmartSYNC™ torches and a revolutionary single-piece cartridge consumable that provides trackable utilisation data. The Powermax SYNC maximizes productivity through reductions in downtime, optimised cut quality performance and streamlined consumable inventory management.

Hypertherm Model	Mild Steel	Stainless Steel	Aluminium	Duty Cycle
Powermax45 SYNC	12mm	12mm	10mm	50% @ 45A 60% @ 41A 100% @ 32A
Powermax65 SYNC	16mm	12mm	12mm	50% @ 65A 100% @ 46A
Powermax85 SYNC	19mm	16mm	16mm	60% @ 85A 100% @ 66A
Powermax105 SYNC	22mm	20mm low use	20mm	80% @ 105A 100% @ 94A
Powermax125	25mm	20mm	25mm	100% @ 125A



CNC - Plasma Cutting Machines

Swift-Cut Extra Performance Plasma

The XP series is designed with production cutting in mind piercing up to 32mm, work in conjunction with the Hypertherm MAXPRO200, with a liquid cooled mechanised torch mounted to a heavier duty gantry providing a sturdy platform for high amperage cutting, this allows for improved cut speeds, with mixed gas cutting, The increased clearance height from bed to gantry allows up to 150mm box section to be cut.

- Down Draft extraction table for efficient control of sparks and fumes.
Requires separate extraction system, not included
- Magnetic breakaway head eliminates damage to torch and improves safety
- High precision Linear motion guideways on X & Y Axis
- AC Servo motors with Dual drive Y-axis
- Helical Rack and pinion drive system
- Cut metal up to 32mm thick using a Hypertherm MAXPRO200 system
- Digital Torch-Height Control (DTHC) Quick response for improved cut quantity and improved torch consumable life
- Standard with SwiftCam advanced nesting software



MODEL		Swift-Cut 3000XP	Swift-Cut 4000XP
Cutting Table Capacity	mm	3000 x 1500	4000 x 2000
Maximum Cutting Thickness	mm	32	32
Duty Cycle	Typical	100% @ 200A	100% @ 200A
Fume Management	Type	Downdraft System	Downdraft System
Cutting Gas	Type	Air, O2, N2	Air, O2, N2
Plasma Unit Input Voltage	V	415V with Neutral	415V with Neutral
Weight	kg	1000	1000
Order Code		P9048	P9049
PRICE	ex GST	\$99,950	\$109,950
PRICE	inc GST	\$109,945	\$120,945



Made in USA



HYPERTHERM
A Hypertherm Associates Brand



High Definition Plasma Cutting Machines



BPS & BPL-H CNC Plasma



- Cutting Width: 1500 ~ 4200mm
- Cutting Length: 3000 ~ 28800mm
- Plasma Power Supply: Hypertherm
- Plasma Power: 300 ~ 800amp
- Cad & Nesting Software Lantek
- True Hole Technology: Optional
- Multi-Head Gantry: Optional
- Gas Cutting Heads: Optional

BPL-H



Multi-Head & Oxy Cutting Options



Multi Drilling Unit - Drilling & Tapping Option



Tube Processing Options



Bevel Cutting Option



Made in Turkey

Power Source Selection

Designed and built for maximum performance and productivity in mechanized cutting operations, the versatile HyPerformance HPR plasma systems deliver the ultimate in HyPerformance mild steel cutting, plus aluminium capability and unmatched stainless steel cut quality.



Made in USA



HYPERTHERM
A Hypertherm Associates Brand

HYPERTHERM MODEL	CURRENT OUTPUT	MILD STEEL CAPACITY	STAINLESS CAPACITY	ALUMINIUM CAPACITY
XPR170	30-170Amp	40mm	22mm	25mm
XPR300	30-300Amp	50mm	38mm	38mm
HPR400XD	30-400Amp	50mm	45mm	45mm
HPR800XD	30-800Amp	50mm	75mm	75mm

CNC - Waterjet Cutting Machines

Swift-Cut Swift-Jet Pro

SMART CUTTING SOLUTIONS

The Swift-Jet Pro has been designed by our skilled team of engineers to provide an all-encompassing waterjet cutting solution with industry leading features as standard. The Swift-Jet Pro is bringing the incredible capabilities of waterjet cutting to the masses with a table that has combined high-quality software with our robust table build and made it affordable. If you never thought you could cut anything but metal within your budget, that is all about to change.

The Swift-Jet Pro series Waterjet is rich with Hi-technology but at the same time extremely user friendly, The machines are equipped with many standard features such as built-in material databases, Hi / Low pressure control for piercing brittle materials, auto garnet delivery system and adjustable water level for submerged cutting to name a few.

The powerhouse of the Swift-Jet Pro is the German built direct drive pump which outputs 3,400bar / 50,000psi at 100% duty cycle whilst maintaining unrivaled energy savings. These machines are manufactured in Europe and are unbelievably good value.

Enclosed Z Axis

Precision Z axis ball screw drive protected by metal enclosure and rubber bellow

Adjustable Water Level

Submerged cutting system (adjustable water level 60mm), means less noise, less mess & enhanced operator comfort



Sealed Linear Bearings

Triple sealed with scrapers on X and Y axis protect against particulate ingress

Fully Welded Tank

Single piece heavy-duty fully welded tank design



Software

iGEMS industry leading programming software and Swift-Cuts powerful CNC control package

HAMMELMANN®



It Cuts ***Virtually Anything!***



Metal
Stone
Glass
Ceramic
Composites
Plastic
Rubber
Foam

Smooth edge finish,
no heat affected zone

High Pressure Pump - The heart of the system is the highly advanced German built variable speed direct drive pump, creating up to 3400bar / 50000psi pressure at 100% duty cycle using the standard 0.25mm orifice. The pump boasts a unique filtering system making it suitable for tap water quality saving you money on additional equipment and maintenance costs. Maintenance costs are also further reduced with the pump having a 1000hr service interval compared to an intensifier pump which is 500hrs.

MODEL		Swift-Jet Pro 1500	Swift-Jet Pro 3000
Cutting Table Capacity	mm	1524 x 1524	3048 x 1524
Maximum Cutting Thickness	mm	Water 100 / Abrasive 50	Water 100 / Abrasive 50
High Pressure Pump	Type	Direct Drive Plunger	Direct Drive Plunger
Max Pump Pressure	psi	50,000	50,000
CNC Motion System		Servo System	Servo System
Software		SwiftCNC / iGEMS	SwiftCNC / iGEMS
Garnet Delivery		Automatic	Automatic
Garnet Hopper Capacity	Kg	200	200
Max Current	Amps	30	30
Order Code		W08706	W08705
PRICE	ex GST	POA	\$136,950
PRICE	inc GST	POA	\$150,645



F80TC Mill

Priced from
\$43,950 + GST



F150E Mill

"Training Packages Available"

Learn the function, operation, preparation, diagnostic & maintenance of the machine

*CNC training is additional and will be quoted on request



Tool Changer:
for 16 Tools - F150E



Heavy Duty BT-40 Spindle



Handwheel Dial: Electronic,
Portable - F80TC



Tool Changer:
for 12 Tools F80TC

OPTi mill

Precision • Price • Performance

Designed and Engineered in Germany the OPTIMUM CNC range is a market leader in Europe and is now available in Australia through Hare and Forbes Machineryhouse. Offering exceptional value for money the OPTIMUM range can have you set up for in house CNC machining at a fraction of the financial outlay previously required.

OPTi mill® CNC Machining Centres

- Main spindle drive with servo motor
- All linear guides with stainless steel covers
- Automatic central lubrication of the machine
- Integrated machine lamp
- Access doors very generously designed to reduce cleaning time and maintenance time to a minimum
- Servo drive in all axes
- Siemens Sinumerik 808D on PC for free (computer workstation)
- Including 2-year Siemens warranty

OPTi mill® F80TC X: 450, Y: 260, Z: 450

- Table size 800mm x 260mm
- Table load capacity 200kg
- 12 tool automatic tool change
- 3-Axis linear guide-ways
- BT40 - 10,000rpm spindle
- Flood coolant system
- Full CE Safety enclosure with Safety PLC

OPTi mill® F150E X: 750, Y: 500, Z: 500

- Table size 900mm x 500mm
- Table load capacity 350kg
- Tool changer carousel type - 16 tool stations
- BT40 - 10,000rpm spindle
- Integrated 210 litre coolant tank
- Full CE Safety enclosure with Safety PLC
- 100-600mm spindle nose to table

SIEMENS SINUMERIK 808AD

SINUMERIK 808D ADVANCED brings impetus into basic turning and milling machines. CNCs from the global technology leader, teamed-up with a revolutionary operating concept make the SINUMERIK 808D ADVANCED the perfect entry into the world of CNC.





Priced from
\$35,950 + GST

L33HS Lathe

**Outstanding performance.
Simply intelligent.**



L40HS Lathe

OPTi turn

Precision • Price • Performance

OPTi turn[®] CNC Lathes

- Bed guide ways inductively hardened (HRC 42-52) & precision ground
- Central lubrication system
- Incremental position encoder for spindle positioning (thread cutting)
- Precision ground ball screw
- Easy to maintain protective covers
- Full CE Safety enclosure with Safety PLC
- Servo motors made by SIEMENS
- Siemens Sinumerik 808D on PC free of charge (Computer workstation)
- Including 2-year Siemens warranty

OPTi turn[®] L33HS 330mm Swing x 600mm

- 6 station auto turret with 16mm tooling
- 4,000rpm main spindle speed
- 150mm 3 jaw chuck A2 mount
- 42mm Spindle bore
- 275mm maximum turning capacity
- Tailstock with MT3
- Constant surface speed control
- Flood coolant system
- Full CE Safety enclosure with Safety PLC

OPTi turn[®] L40HS 400mm Swing x 900mm

- 8 station auto turret with 20mm tooling
- 2,500rpm main spindle speed
- 200mm 3 jaw chuck A2 mount
- 60mm Spindle bore
- 400mm maximum turning capacity
- Tailstock with MT4
- Constant surface speed control
- Flood coolant system
- Full CE Safety enclosure with Safety PLC



Gearbox



Large Spindle Bores



Turret & C-Axis Options

Many
Models
Available

JESCO CNC Lathes

- From small to very large capacities
- Heavy duty gearbox spindle drives
- Extra large spindle bore and rear chuck options
- Automatic turrets and C Axis & Milling options

Capacities

- Swing over bed up to 1600mm
- Distance between centres up to 6000mm
- Spindle bore up to 380mm





Robotic Machine Tending

CubeBOX CNC automation system by TezmaKsan Robot Technologies is a revolutionary robotic automation solution designed to enhance manufacturing processes and reduce operator involvement in machine tending.

With its ability to work non-stop, cost-effectiveness, and flexibility, the CubeBOX system empowers manufacturers to increase productivity, reduce downtime, and stay competitive in the ever-evolving industrial automated landscape.

Let's explore the benefits of CubeBOX in more detail:

1. Continuous operation and efficiency

The core advantage of the CubeBOX system lies in its ability to work non-stop. Ensuring uninterrupted production even during night shifts, this continuous operation leads to a remarkable 50 per cent increase in night shift efficiency compared to traditional setups that rely heavily on manual labour for CNC machine tending. Manufacturers can now maximize their production output, resulting in higher productivity and reduced lead times

2. Easy Setup


Traditionally, the setup of robot peripherals in a system required expert knowledge of robot programming, prolonged changeover times and dependency on skilled personnel. The CubeBOX system changes this paradigm with its user-friendly interface that allows operators to exchange parts effortlessly without any prior knowledge of robot programming. Fast loading and unloading of the workpieces, enhances flexibility and agility in the production process, enabling quick adaptation to changing production requirements.

3. Hassle free robot programming with RoboCAM

The foundation of all CubeBOX systems is RoboCAM, the intelligent automation software also developed by TezmaKsan. By simply uploading product drawings, RoboCAM translates them into a robot-friendly language, enabling seamless communication and execution of tasks eliminating the need for prior robot programming expertise.

4. Flexible structure and mobility

The CubeBOX system boasts a flexible structure that enables easy transportation between different machines within the factory. This mobility ensures optimal utilisation of the system across various workstations, eliminating the need for separate robotic setups for each machine.



Cubebox Blues DR (Draw System)

- 6 axis Industrial Robot with 12kg or 25kg payload
- Portable Cell
- 5 Drawer Stacker (Draws 600 x 800mm)
- Suitable for Round Workpiece
- Suitable for Hexagonal Workpiece
- Suitable for Cast and Pressed Workpiece
- Suitable for Tending the Second Machine after OP1
- 3-Colour Industrial Signal Tower
- Configurable with Single Gripper
- Configurable with Multiple Grippers
- RoboCAM Smart Automation Software
- Cleaning with Air Blow Nozzle
- Easy and Quick set-up
- Suitable for tending up to 2 CNC Machines
- CE Regulation



FANUC

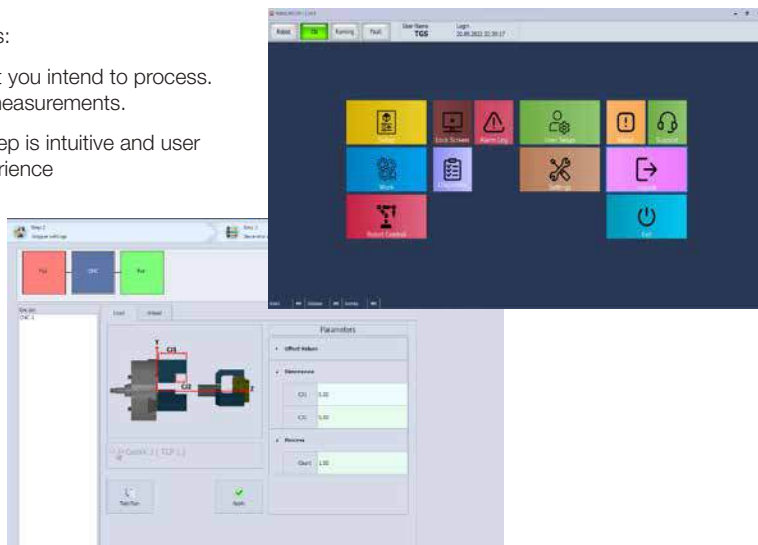


Thanks to our user-friendly ROBOCAM software, developed in-house by our dedicated software team, the complexities of robotics programming are now a thing of the past. This leap in technology not only simplifies the operator's tasks but also significantly reduces the time spent on robot reference definition processes.

How to Use ROBOCAM?

Embracing ROBOCAM is straightforward, requiring just five quick steps:

- Input part dimensions: Begin by providing the dimensions of the part you intend to process. ROBOCAM streamlines this step, eliminating the need for intricate measurements.
- Specify robot tooling: Define the attached tools on the robot. This step is intuitive and user friendly, making it accessible to operators with varying levels of experience
- Upload CAD inlay drawing: Incorporate the CAD drawing of the inlay. ROBOCAM's intelligent software ensures a seamless integration of this data into the workflow
- Configure workflow: Detail the workflow by specifying the stations the robot needs to access. This step is a breeze, thanks to ROBOCAM's automation capabilities
- Press "start": With all parameters in place, all that remains is to begin the workflow and ROBOCAM sets the robot in motion




Gripping Systems

High quality and reliability for your production

Originally started with pneumatic grippers, SCHUNK now offer over 4,800 versions of grippers, the large SCHUNK gripping technology portfolio meets the individual requirements of different industries.

We customise each CUBEBOX setup to suit the individual customers production with maximum precision & productivity.





Lynx 2100/2600 Series

Compact - Turning Centres

Features

- Ultra fast rapid traverse to minimise non cutting time
- High speed Servo turrets available with milling
- Y Axis milling and Sub spindles available to greatly reduce the need for second operations
- Advanced technological features to provide exceptional value

Capacities

- Turning diameter up to 380mm
- Turning length up to 610mm
- Chuck diameter 6, 8, 10"
- Bar capacity up to 81mm



Optional Y-Axis



Optional Sub Spindle



Puma DNT Series

Global Standard - Turning Centres

Features

- Fast rapid traverse to minimise non cutting time
- Utilises box slide ways for heavy duty & interrupted cutting
 - C Axis milling available
 - High speed Servo turrets available with milling
- Advanced technological features to provide exceptional value

Capacities

- Turning diameter up to 481mm
- Turning length up to 1245mm
- Chuck diameter 210 ~ 305mm
- Bar capacity up to 102mm



Multi Axis Machining



Puma 2100/2600/3100

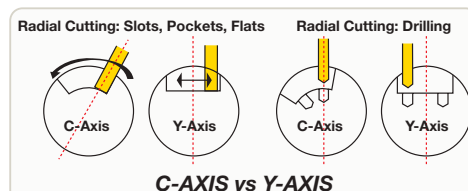
High Performance - Turning Centres

Features


- Fast rapid traverse to minimise non cutting time
- Utilises Box Slide ways for heavy duty & interrupted cutting
- C & or Y Axis milling and Sub spindles available to greatly reduce the need for secondary machining
- Advanced technological features to provide exceptional value

Capacities


- Turning diameter up to 525mm
- Turning length up to 3125mm
- Chuck diameter 210 ~ 380mm
- Bar capacity up to 102mm



C-AXIS vs Y-AXIS



Deep Boring Option



Big Bore & Chuck Options



Puma 4100/5100

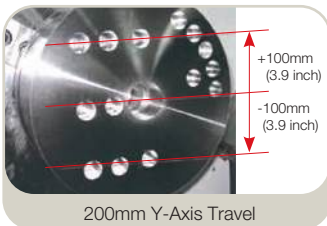
Large Capacity - Turning Centres

Features

- Super heavy duty Box Slide ways for heavy duty and interrupted cutting
- Large bore capacity for oil country operations
- Y Axis milling available to greatly reduce the need for secondary machining
- Advanced technological features to provide exceptional value

Capacities

- Turning diameter up to 650mm
- Turning length up to 3065mm
- Chuck diameter 305 ~ 610mm
- Bar capacity up to 275mm



200mm Y-Axis Travel



Puma 600/700/800/1000

Extra Large Capacity - Turning Centres

Features

- Ultra heavy duty Box Slide ways for heavy duty & interrupted cutting
- Large bore and extra-long turning capacity for shaft work
- C & or Y Axis milling available to greatly reduce the need for secondary machining
- Many options for steady rests and large boring bars available

Capacities

- Turning diameter up to 1000mm
- Turning length up to 5000mm
- Chuck diameter 450 ~ 800mm
- Bar capacity up to 560mm



FANUC



eZ Guide i

eZ Guide i conversational programming. One simple, yet powerful interface for programming, setup, operation and program checking.

- 3D animated simulation for program checking
- Comprehensive library of cycles
- One single screen provides handy operation guidance for programming through to machine operation





Puma SMX Multi Axis Multi Tasking Centres

Features

- Multi-task milling/turning centre designed for heavy & interrupted cutting
- High speed tool change, combined with fast rapid traverse rates minimize non-cutting time
- C-axis contouring, Y-axis off-centre and B-axis any-angle milling/drilling allow for single set-up completion of highly complex work-pieces
- Multi-tasking capabilities increase productivity and provide for just-in-time production requirements by reducing lead time, changeover time, set-up time, and time between operations

Capacities

- Machining diameter up to 830mm
- Machining length up to 4070mm
- Chuck diameter 170 ~ 600mm
- Bar capacity up to 165.5mm



Puma ST Series Swiss Type Turning Centres

Features

- Ultra high precision Swiss type lathe
- Optimized for mass-turning small and complex parts such as watch components and medical devices
- Main and sub spindles driven with built-in type motors for high-precision machining
- Up to 27 tools can be utilised for complex machining

Capacities

- Machining diameter up to 38mm
- Machining length up to 320mm
- Mountable tools up to 30
- Main spindle speed up to 10000rpm



Puma VT/VTR Vertical Turning Centres

Features

- Heavy duty vertical turning centre's featuring high-rigidity turret type or ram-type spindle.
- Box way construction providing outstanding vibration absorption and a stable high-rigidity structure that enables long hours of heavy duty cutting
- Milling available to greatly reduce the need for secondary machining
- The world's first dual axis machine with a ram tool indexing system delivering four times greater tooling efficiency through 90° indexing capability

Capacities

- Turning diameter up to 2500mm
- Turning length up to 1900mm
- Chuck/table diameter up to 2000mm
- Spindle capacity up to >10000kg





DNM High Performance Vertical Machining Centre

Features

- High speed & High precision roller linear guideways
- Available in BT40 or BT50 spindle taper for heavy duty cutting
- State of the art direct drive spindle technology with "BIG PLUS" Dual contact spindles
- Built ready to accept additional 4th or 4/5th axis for complex machining processes

Capacities

- X Axis travel up to 2160mm
- Y Axis travel up to 762mm
- Z Axis travel 650mm
- Spindle speed up to 12000rpm



Dual contact (BIG PLUS) Std.



The Big Plus system provides simultaneous dual tool-holder contact at the tapered side and the nose face of the spindle.



Super Heavy Duty Castings



High Speed Arm Type ATC



MYNX Heavy Duty Vertical Machining Centre

Features

- Oversized heavy duty box guideways for superior rigidity
- BT40, BT50, gearbox & built in drive spindle options
- "Big Plus" dual contact spindle
- Built ready to accept 4th or 4/5th axis for complex machining processes

Capacities

- X Axis travel up to 2500mm
- Y Axis travel up to 950mm
- Z Axis travel up to 850mm
- Spindle speed up to 12,000rpm





5 Axis Series Vertical Machining Centres

Features

- Ultra-high precision simultaneous 5-axis control for aviation and medical parts
- Also available as 4+1-axis control for economical machining of multi-facet/complex shapes
- High performance built-in or direct drive spindles
- Auto pallet changer available for "lights out" production

Capacities

- Table diameters up to 800mm
- X Axis travel up to 1000mm
- Y Axis travel up to 900mm
- Z Axis travel up to 800mm
- Spindle speed up to 20000rpm



VCF Multi Purpose Vertical Machining Centres

Features

- Multi-purpose machining centre, with a flexible machining area
- Providing 3, 4 or 5 axis simultaneous capability to satisfy a wide range of applications
- The milling spindle has a +/-110 deg continuous tilting B axis with built in motor to achieve the optimum performance and versatility

- Embedded and top-mounted type rotary tables are available to satisfy a diverse range of machining applications

Capacities

- X Axis travel up to 6000mm
- Y Axis travel up to 1100mm
- Z Axis travel 800mm
- Spindle speed up to 12000rpm






DBC Horizontal CNC Boring Machines

Features

- Multi-purpose, high-speed, and high-precision horizontal boring machines
- High-torque spindle head for heavy duty cutting
- Semi or full splash guarding options to keep you safe
- Auto pallet changer available for "lights out" production

Capacities

- X Axis travel up to 4000mm
- Y Axis travel up to 2500mm
- Z Axis travel 2000mm
- W Axis travel up to 700mm
- Quill diameter 110~130mm



Guarding Options




NHP/NHC High Performance & NHM Heavy Duty Horizontal Machining Centres

Features

- Horizontal machining centre optimized for high-precision and high-speed machining
- High speed spindles utilising the "BIG PLUS" Dual contact spindle taper for accuracy and heavy duty cutting
- Standard with Twin pallet system for production efficiency
- Multi pallet / Matrix pallet systems are available for volume production

Capacities

- X Axis travel up to 2100mm
- Y Axis travel up to 1500mm
- Z Axis travel 1500mm
- Spindle speed up to 20000rpm



Optional Pallet System



Hartford *Innovation* LG High Efficiency Series Vertical Machining Centres

Features

- High speed cost effective job shop or production machines
- BT40 and BT30 spindle options
- Integral, direct drive or belt drive spindle options to suit specific applications
- Built ready to accept additional 4th axis for complex machining processes

Capacities

- X Axis travel up to 1000mm
- Y Axis travel up to 510mm
- Z Axis travel up to 510mm
- Spindle speed up to 20000rpm



Through Spindle Coolant Options



High Speed Arm Type ATC



High Speed Machining



High Material Removal Rates



Hi Torque Gear Head Options

Hartford *Innovation* HCMC Super Heavy Duty Series Vertical Machining Centres

Features

- Super heavy duty box guideway construction, high table load capacity
- BT40 and BT50 spindle options
- Direct drive or gearbox drive spindle options to suit specific applications
- Built ready to accept additional 4th axis for complex machining processes

Capacities

- X Axis travel up to 2100mm
- Y Axis travel up to 1020mm
- Z Axis travel up to 820mm
- Spindle speed up to 12000rpm



Super Heavy Duty Design



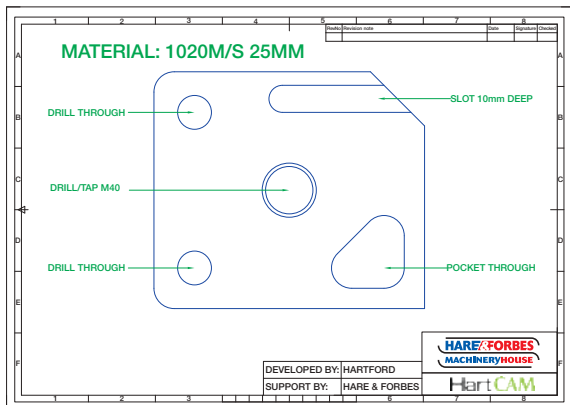
Hartford *innovation* **Sword** Dual Column Series Dual Column Machining Centres

Features

- Box guideway or linear guideway options
- Direct drive or gearbox drive spindle options to suit specific applications
- Massive work piece weight and dimensional capacities
- Multiple head & AHC options
- 5 face machining options
- Universal head options

Capacities

- X Axis travel up to 8000mm
- Y Axis travel up to 3600mm
- Z Axis travel up to 1200mm
- Spindle speed up to 12000rpm



HartCAM **DXF** NC Code Programming

- Import your workpiece drawings directly to the Hartrol Plus controller & it can generate your G-code program

Hartrol **plus** New Controller Technology

Features

- 19" Touch Screen
- 32GB SSD Hard Drive
- 2.5D CAM Software
- USB + Ethernet
- 678 Block Look Ahead Standard (2000 Block Optional)
- Onboard productivity apps
- Adaptive feedrate control
- Onboard E Book Manuals
- Plus many more features



i-M@chine



90° Head Option



Hartford *innovation* **PBM** Horizontal CNC Boring Machines

Features

- Multi-purpose, high-speed, and high-precision horizontal boring machines
- High-torque spindle head for heavy duty cutting
- Semi or full splash guarding options to keep you safe
- High table load capacity

Capacities

- X Axis travel up to 4000mm
- Y Axis travel up to 2500mm
- Z Axis travel 2000mm
- W Axis travel up to 700mm
- Quill diameter 110~130mm





Safety Micro Switch
on Pulley Guard



1 Piece Cast Iron Drilling
Lever with depth stop



Work Table - BD-360 &
PD-360 only



Work Light - BD-360, PD-360,
PD-440 & PD-510 only



BD & PD Series

- Safety chuck guard with flip up screen
- Rack & pinion table with locking lever
- Robust one-piece cast iron drilling handle
- Table tilts left & right to 45° & rotates (BD & PD-325/360)
- Table tilts left & right to 45° (PD-440/510)
- Drilling depth stop setting with scale
- Quick action V-belt tensioning lever
- Safety micro-switch on pulley guard
- Fan-cooled, copper wound 240V motor
- Safety magnetic-type switch

Includes: 3-16mm Drill Chuck, Key & Arbor ✓
Drill Drift Tool ✓ 'A' Section V-Belt Drive System ✓

Drills Priced From
ex GST inc GST
\$360 \$396



*Prices & specifications for drills are on page 25

DS-19 Drill Stand

- Cast iron base & cast aluminium headstock
- Accept most hand held drills with 38 or 43mm collar
- Slotted base to secure vice
- Solid steel ground column
- Rack & pinion lever action with 67mm stroke



• Hand drill not included

CODE	ex GST	inc GST
D585	\$110	\$121



Drill Press Roller Support

- Adjustable clamp to suit Ø60-100mm drilling machine columns
- 2 x 450mm wide rollers which are height adjustable
- Adjustable width between support rollers 600-900mm



• Drill not included

CODE	ex GST	inc GST
W3425	\$70	\$77



Broach Cutter Adaptors

- Suits 2MT or 3MT drilling machines
- Suits 19mm shank broach cutters



• Note: Cutter not included

TAPER	CODE	ex GST	inc GST
2MT	D9502	\$120	\$132
3MT	D9503	\$120	\$132



PD-28 Pedestal

Industrial Duty



PD-28V Pedestal

Variable Speed

Direct Drive



PD-28 & PD-35

- High quality Taiwanese made, ideal for industrial workshop use
- Precision ground morse taper spindle (PD-28 2MT, PD-35 3MT)
- Quiet running V-belt drive system (PD-28 A-Section, PD-35 B-Section)
- Adjustable safety drilling chuck guard with micro switch
- Emergency stop & micro switch on pulley guard
- Thick walled column ensuring greater rigidity (PD-28 80mm, PD-35 92mm)
- T slotted work table that rotates 360°
- Rack & pinion table height adjustment with locking lever
- Drilling depth stop setting with scale
- 240V Fan-cooled motor rated for continuous use with overload protection



Includes: 3-16mm Drill Chuck & Arbor ✓ Chuck Key ✓ Drill Drift Tool ✓ Safety Chuck Guard ✓



PD-28V

- Brushless DC 1hp motor - direct drive for higher torque and smooth operation
- 200-2400rpm variable speed with digital readout
- Heavy cast iron construction for rigidity and accuracy
- Precision Ø0.03 - Ø13mm keyless chuck included
- Safety drilling chuck guard with micro switch
- Safety magnetic-type switch
- T slotted work table rotates 360°
- Drilling depth stop setting with scale
- Rack & pinion table height adjustment with locking lever
- Emergency stop switch
- LED Light



Includes: 13mm Keyless Drill Chuck & Arbor ✓ Drill Drift Tool ✓ Safety Chuck Guard ✓



PD-35 Pedestal


Industrial Duty



B Section Belt Drive System PD-28 & PD-35



Variable Speed Readout with Adjustable Dial PD-28V



LED Work Light PD-28V

MODEL		BD-325	PD-325	BD-360	PD-360	PD-440	PD-510	PD-28	PD-28V	PD-35
ORDER CODE		D590	D592	D594	D596	D598	D600	D160	D158	D162
Bench / Pedestal	Type	Bench	Pedestal	Bench	Pedestal	Pedestal	Pedestal	Pedestal	Pedestal	Pedestal
Drill Capacity	mm	16	16	20	20	28	32	23	16	31.5
Spindle Taper	MT	2	2	2	2	3	4	2	2	3
Spindle Travel	mm	80	80	85	85	120	120	83	83	125
Throat Depth	mm	162.5	162.5	180	180	220	255	185	185	225
Quill Diameter	mm	40	40	47	47	52	62	47	47	72
Column Diameter	mm	72	72	72	72	92	92	80	80	92
Spindle to Table Max.	mm	450	725	410	685	765	745	645	645	730
Spindle to Base Max.	mm	630	1205	600	1175	1225	1205	1180	1180	1175
Table Size	mm	Ø290	Ø290	290x290	290x290	350x350	470x415	285x285	285x285	350x350
Spindle Speed Steps	No.	12	12	12	12	12	12	12	Variable Speed	9
Spindle Speed Range	rpm	280-2380	280-2380	280-2380	280-2380	150-2450	150-2450	300-2360	200-2400	180-1680
Motor Power	hp / V	1 / 240	1 / 240	1 / 240	1 / 240	1.5 / 240	2.4 / 240	1 / 240	1 / 240	1 / 240
PRICE	ex GST	\$360	\$440	\$450	\$520	\$870	\$990	\$1,320	\$1,990	\$1,950
PRICE	inc GST	\$396	\$484	\$495	\$572	\$957	\$1,089	\$1,452	\$2,189	\$2,145



HAFCO METALMASTER DMF-44

- 31.5mm drill capacity with 120mm spindle travel
- 28mm end mill & 80mm face mill capacities
- 6 drilling speeds 95-1650rpm
- Mill head tilts to $\pm 90^\circ$
- Swivel mill head left to right
- Thread tapping function
- Micro down feed adjustment
- Rack & pinion wind-up drill head & work table
- Adjustable & accurate depth stop
- Swivel safety drilling chuck guard
- Concertina slide way cover on Y-Axis
- Forward/reverse & safety stop switches
- Rack & pinion drill head & table

Includes: Drill Chuck ✓ Safety Chuck Guard ✓
Drill Drift Tool ✓ Draw Bars ✓ Coolant Pump System ✓



HAFCO METALMASTER GHD-22A

- 25mm drill capacity with 120mm spindle travel
- 8 drilling speeds 105 - 2900rpm
- High/low with forward & reverse switch
- Helical cut gears for quiet & smooth operation
- Thick walled column ensuring greater rigidity
- Rack and pinion wind-up drill head & work table
- T-slotted work table
- Drilling depth stop setting with scale
- Safety chuck guard

Includes: Drill Chuck & Arbor ✓ Safety Chuck Guard ✓
Chuck Key ✓ Drill Drift Tool ✓



HAFCO METALMASTER GHD-30V

- 31.5mm drill capacity with 125mm spindle travel
- Geared head drilling machine with low, medium, & high selector
- Variable speed from 50-2850rpm with digital display
- Automatic start drill function for repetition work
- Automatic Power Feed with range of (0.06, 0.09, 0.12mm/rev)
- Thread tapping with auto reverse • Drill ejector incorporated in machine
- Digital readout depth gauge mounted on front panel
- Adjustable accurate depth setting for increased productivity
- Swivel safety chuck guard

Includes: Drill Chuck & Arbor ✓ Safety Chuck Guard ✓
Chuck Key ✓ Drill Ejector ✓



HAFCO METALMASTER GHD-32

- 4MT geared head machine
- Automatic feed range (0.1, 0.18, 0.26mm/rev)
- Thread tapping with auto reverse
- Micro down feed adjustment
- Tilting / swivel head $\pm 90^\circ$
- Rack & pinion table & drill head
- Adjustable & accurate depth stop
- Forward/reverse & safety stop switches
- Swivel safety drilling chuck guard
- Tilting & rotating rectangle work table
- 12 drilling speeds 95-3300rpm

Includes: Coolant Pump System ✓ Drawbar ✓
Drill Chuck & Arbor ✓ Safety Chuck Guard ✓
Chuck Key ✓ Drill Drift Tool ✓



GHD-38B



GHD-45G



GHD-55G

**HAFCO
METALMASTER**

GHD-38B

- 40mm drill capacity
- 4MT geared head machine
- Automatic feed range (0.1, 0.2mm/rev)
- Thread tapping with auto reverse
- Rack and pinion wind-up table
- Chuck guard with micro-switch
- Square work table tilts to $\pm 45^\circ$ and rotates 360
- 180mm spindle travel
- 18 drilling speeds (50-1450rpm)

Includes: Drill Chuck & Arbor ✓ Safety Chuck Guard ✓
Tapping Function ✓ Work Light ✓

**HAFCO
METALMASTER**

GHD-45G

- 45mm drill capacity
- 8 drilling speeds (90-1520rpm)
- Automatic feed range (0.1, 0.15, 0.2mm/rev)
- 2 x LED work lights mounted underneath head
- Thread tapping with automatic reverse
- Work table tilts to $\pm 90^\circ$ & rotates 360°
- Drill ejector incorporated in machine
- Chuck guard with micro-switch
- 180mm spindle travel
- 4MT geared head machine

Includes: Drill Chuck & Arbor ✓ Safety Chuck Guard ✓
Tapping Function ✓ Work Light ✓

**HAFCO
METALMASTER**

GHD-55G

- 50mm drill capacity
- 16 drilling speeds (45-2000rpm)
- Automatic feed range (0.1, 0.15, 0.2mm/rev)
- 2 x LED work lights mounted underneath head
- Thread tapping with automatic reverse
- Work table tilts to $\pm 90^\circ$ & rotates 360°
- Drill ejector incorporated in machine
- Chuck guard with micro-switch
- Motorised rise & fall work table
- 180mm spindle travel
- 4MT geared head machine

Includes: Drill Chuck & Arbor ✓ Safety Chuck Guard ✓
Tapping Function ✓ Work Light ✓

MODEL		DMF-44	GHD-22A	GHD-30V	GHD-32	GHD-38B	GHD-45G	GHD-55G
ORDER CODE		D185	D171	D176	D177	D1325	D174	D175
Drill Capacity	mm	31.5	25	31.5	40	40	45	50
Tapping Capacity	metric	~	~	M20	M16	M24	M35	M42
Spindle Taper	MT	3	3	3	4	4	4	4
Spindle Travel	mm	120	125	125	120	180	180	180
Throat Depth	mm	280 max	255	285	273	350	350	405
Long Travel (X-Axis)	mm	480	~	~	~	~	~	~
Cross Travel (Y-Axis)	mm	200	~	~	~	~	~	~
Quill Diameter	mm	~	60	62	75	75	70	88
Column Diameter	mm	~	100	115	115	150	150	200
Spindle to Table Max.	mm	630	830	790	720	770	730	750
Spindle to Base Max.	mm	~	1240	1270	1175	1320	1210	1300
Table Size	mm	730 x 210	350 x 500	426 x 400	490 x 460	560 x 560	530 x 530	600 x 600
T-Slot Size	mm	14	14	14	14	16	18	18
Spindle Steps	No.	6	8	3 (Variable)	12	18	8	16
Spindle Speeds	rpm	95-1650	105-2900	50-2850	95-3300	50-1450	90-1520	45 - 2000
Motor Power	kW / hp	1.5 / 2	0.90 / 1.2	2.2 / 3	1.5 / 2	1.5 / 2	2.2 / 3	2.8 / 3.7
Motor Voltage	V / Amp	240	415	240 / 15	415	415	415	415
PRICE	ex GST	\$3,250	\$2,790	\$4,390	\$3,590	\$4,990	\$5,490	\$9,390
PRICE	inc GST	\$3,575	\$3,069	\$4,829	\$3,949	\$5,489	\$6,039	\$10,329

Motorised Rise-Fall
Work Table GHD-55G



RAD-900

HAFCO METALMASTER RAD-900

- 38mm drill capacity with 200mm spindle travel
- 4MT geared head machine
- 6 drilling speeds (88-1500rpm)
- 3-speed automatic down-feed (0.05, 0.09, 0.15mm/rev)
- Oil-bath lubricated gear drive
- 4-way joystick arm & spindle speed control
- Spindle load amp meter during operation



Includes: Box Table ✓ Safety Chuck Guard ✓ Light ✓ Coolant Pump System ✓

HAFCO METALMASTER Z3050-16

- 50mm drill capacity with 315mm spindle travel
- 5MT geared head machine
- 16 drilling speeds (25-2000rpm)
- 16 speed automatic down-feed (0.04 ~ 3.2mm/rev)
- Oil-bath lubricated gearbox with hardened & ground gears
- Fine grain cast iron with ribbing ensures extremely low vibration
- Motorised arm height adjustment via vertical leadscrew
- Hydraulic column & head clamp
- Hydraulic feed & spindle drive system

Includes: Box Table ✓ Safety Chuck Guard ✓ Light ✓ Coolant Pump System ✓



Z3050-16



Auto Oil Lubrication For Column Z3050x16



Head Controls Z3050x16

MODEL		RAD-900	Z3050x16
ORDER CODE		D165	D166
Duty	Type	Industrial	Industrial
Drill Capacity	mm	38	50
Tapping Capacity	metric	M20	M36
Spindle Taper	MT	4	5
Spindle Travel	mm	200	315
Quill Diameter	mm	70	80
Spindle to Column (Min.-Max.)	mm	290-910	350-1600
Spindle to Box Table Max.	mm	785	750
Spindle to Base Max.	mm	1110	1250
Table Type	○ / □	□	□
Box Table Size (LxWxH)	mm	550 x 405 x 315	620 x 500 x 500
T-Slot Size	mm	20	20
Auto Quill Feed	mm/rev	0.05, 0.09, 0.15	16 (0.04-3.2)
Work Light	~ / ✓	✓	✓
Coolant System	~ / ✓	✓	✓
Spindle Speed Steps	No.	6	16
Spindle Speed Range	rpm	88-1500	25-2000
Motor Power	kW / hp	1.5 / 2	4 / 5.3
Voltage	V	415	415
Weight	kg	1270	4000
PRICE		ex GST	\$15,990
PRICE		inc GST	\$21,750
			\$23,925

Optional Accessories



p95



p76



p80

- ✓ CE approved
- ✓ Compact design
- ✓ Heavy duty magnet



New Release



HFLP-35



HF-42



HF-50



HF-750

HAFCO Features

Hafco Magnetic base drills are designed to meet productivity & safety expectations. On-site hole cutting in steel plates, H-Beams shaped bars, framework, ship building, bridge construction and repair, steel reinforcements, and many other metal working and construction jobs.

HAFCO HFLP-35

- Low profile & compact machine
- Drills up to Ø35mm through 35mm plate
- LED work light helps locate drill centre
- Quick action broach drill lock release chuck
- Sturdy feed handle with quick release can be used on left or right side of machine
- 1100W/1.46hp, 240V motor
- Includes chip guard, safety strap & blow mould case

HAFCO HF-42

- Quick release chuck for broach cutters
- Compact design with heavy duty magnet
- Drills up to Ø42mm through 50mm plate
- Motor height adjustment allows for greater range of accessory compatibility
- 1100W/1.46hp, 240V motor
- Includes quick release chuck for broach cutters, 13mm drill chuck & adaptor, coolant tank kit, safety chain, blow mould plastic case

HAFCO HF-50

- 2 x drilling speed selection
- Quick release chuck for broach cutters
- Compact design with heavy duty magnet
- Sturdy feed handles
- Drills up to 50mm diameter through 50mm plate
- 1100W/1.46hp, 240V motor
- Includes quick release chuck, 13mm drill chuck & adaptor, coolant tank kit, safety chain & blow mould case

HAFCO HF-750

- 3MT spindle taper
- 19mm shank broach holder & bracket
- 4-speed gearbox
- Full load speeds: 90, 120, 180, 230rpm
- Forward/reverse for tapping
- Ø75mm drilling capacity through 50mm plate
- Bronze dovetail slides
- Can be used with 3MT drills up-to 31.5mm
- 1800W/2.4hp, 240V motor
- Includes 3MT spindle taper, 4 speed gearbox, coolant tank kit, safety chain & blow mould case

MODEL		HFLP-35	HF-42	HF-50	HF-750
ORDER CODE		D9506	D9509	D9508	D9507
Hole Capacity	mm	12-35	12-42	12-50	12-75
Maximum Thickness	mm	35	50	50	50
Magnetic Holding	kg/f	1500	1733	1733	3263
Drilling Speed	rpm	390	450	300	90, 120, 180, 230
Motor Power	kW/V	1.1 / 240	1.1 / 240	1.1 / 240	1.8 / 240
PRICE	ex GST	\$990	\$1,050	\$1,180	\$2,090
PRICE	inc GST	\$1,089	\$1,155	\$1,298	\$2,299

Broach Cutters - HSS

- Ultra hardened high speed steel universal cutter, use with a magnetic base drill
- Ø19mm universal shank to suit screw type or quick release chucks



HSS Countersink

• 3-30mm

CODE ex inc
D9590 \$59 \$64.90

Broach Locating Pin

SUITS CODE ex inc
30mm D9510 \$10 \$11
50mm D9511 \$10 \$11

30mm Drill Depth From	ex	inc	50mm Drill Depth From	ex	inc
	\$35	\$38.50		\$40	\$44
SIZE CODE	SIZE CODE	SIZE CODE	SIZE CODE	SIZE CODE	SIZE CODE
12mm D9512	24mm D9524	14mm D9550	30mm D9568		
13mm D9513	25mm D9525	16mm D9552	32mm D9570		
14mm D9514	26mm D9526	18mm D9554	34mm D9572		
16mm D9516	28mm D9528	20mm D9556	35mm D9574		
17mm D9517	30mm D9530	22mm D9558	38mm D9576		
18mm D9518	32mm D9532	24mm D9560	40mm D9578		
20mm D9520	34mm D9534	25mm D9562	44mm D9580		
22mm D9522	35mm D9535	26mm D9564	48mm D9582		
23mm D9523		28mm D9566	50mm D9584		

Broach Drill Set - HSS

- 19mm universal shank
- 25mm drill depth
- 14, 16, 18, 20, 22 & Ø24mm



CODE ex GST inc GST
D109 \$200 \$220

Drill Chuck & Adaptor

- 13mm drill chuck with chuck key
- Threaded mount
- Suits models HF-35 & HF-30A



CODE ex GST inc GST
D9501 \$60 \$66

Quick Release Chuck Adaptor

- Suits 19mm universal shank broach cutters
- Suits models HF-35 & HF-30A



CODE ex GST inc GST
D9504 \$120 \$132

OPTIMUM® Features: BF & MH Series

- Electronic infinitely variable speed
- 3MT spindle taper
- Dovetail vertical Z-Axis
- Tilting head to $\pm 90^\circ$ from vertical
- 2 speed gearbox (high / low) drive
- Adjustable dovetail slideways
- Adjustable table and drill length stops
- Slideway covers & slide clamps on all axis
- Metric dial graduations on X & Y-Axis

Includes: 3MT X JT6 Drill Chuck Arbor ✓
Safety Cutter Guard ✓ 1/2" x 12tpi Whitworth Drawbar ✓
Bracket Kit For Optional Digital Readout ✓

OPTIMUM® Features: BF-16V

- IP 54 with low-voltage release switch
- Adjustable scale collars for all Axis
- 400 x 120mm cast iron table with T-slots

OPTIMUM® Features: BF-20LV

- Digital readout speed display
- Digital depth display with zero reset
- Forward and reverse spindle switch
- Adjustable scale collars for all Axis
- 700 x 180mm cast iron table

OPTIMUM® Features: MH-28V

- Digital readout speed display
- Digital depth display with zero reset
- Forward and reverse spindle switch
- 730 x 210mm cast iron table

OPTIMUM® Mill Stands

ST-1620V
Suits BF-16V & BF-20LV

ST-28V
Suits MH-28V

Stand
\$390 ex GST
\$429 inc GST (M651)

Stand
\$390 ex GST
\$429 inc GST (M653)



Variable Spindle Speed & Spindle DRO (BF-20LV & MH-28V)



Quill Depth Digital Readout (BF-20LV & MH-28V)

DRO5 3-Axis Digital Readout

- The DRO5 digital readout counter with RPM display is designed to suit mill/drill machines
- Each Axis requires a DRO5-RH reader head and a DRO3-MS magnetic scale
- 4 different LCD colour screen options

Includes
RPM
Speed
Display

CODE	ex GST	inc GST
D695	\$350	\$385



DRO5-RHA

- Reader head
- 1.5M cable



CODE	ex GST	inc GST
D697	\$70	\$77

DRO3-MS

- Magnetic scale
- 1.5M scale
- Note: 1.5 metre magnetic scale can be cut to length as required



CODE	ex GST	inc GST
D694	\$40	\$44



BF-20AV



Variable Spindle Speed & Spindle DRO



Quill Depth Digital Readout

OPTIMUM® BF-20AV

- Electronic infinitely variable speed
- Tilting head to $\pm 90^\circ$ from vertical
- 3MT spindle taper
- Dovetail vertical Z-Axis
- 2 speed gearbox (high / low)
- Adjustable dovetail slideway on Z-Axis
- Adjustable drill length stop
- Rear slideway cover
- Metric dial graduations

Includes: 3MT x JT6 drill chuck arbor ✓
Safety cutter guard ✓ Bracket kit for optional digital readout ✓
1/2" x 12tpi whitworth drawbar ✓

OPTIMUM® Lathe & Mill Head Combination Package Deals



BF-20AV

TU-2506V

TU-2506V-20M (TU-2506V + BF-20AV)

\$2,950 ex GST **\$3,245** inc GST (K147)

SAVE \$209 RRP



BF-20AV

TU-3008G

TU-3008G-20M (TU-3008G + BF-20AV)

\$4,590 ex GST **\$5,049** inc GST (K149)

SAVE \$275 RRP

MODEL ORDER CODE		BF-16V M649	BF-20LV M650	MH-28V M652	BF-20AV M647
Table Size (LxW)	mm	400 x 120	700 x 180	730 x 210	-
Spindle Taper	MT	3	3	3	3
Longitudinal Travel (X-Axis)	mm	220	480	430	-
Cross Travel (Y-Axis)	mm	160	175	220	-
Vertical Travel (Z-Axis)	mm	210	280	355	280
Spindle to Table	mm	270	350	465	-
Spindle Travel	mm	50	50	70	50
Spindle to Column	mm	170	185	210	185
Drilling Capacity (Ø)	mm	16	16	20	16
End Milling Capacity (Ø)	mm	20	20	28	20
Face Milling Capacity (Ø)	mm	63	63	70	63
T-Slot Size	mm	10	12	14	-
Spindle Speeds	steps/rpm	Variable / 100-3000	Variable / 90-3000	Variable / 100-2500	Variable / 90-3000
Motor Power	kW/hp	0.50 / 0.66	0.85 / 1.13	1.1 / 1.5	0.85 / 1.13
Voltage	V	240	240	240	240
PRICE	ex GST	\$1,290	\$1,990	\$2,750	\$950
PRICE	inc GST	\$1,419	\$2,189	\$3,025	\$1,045



Belt Drive
HM-32B



Mill Head
HM-32B



HM-32B

Stand
\$390 ex GST
\$429 inc GST (M135)

HAFCO METALMASTER HM-32B

- Quiet 'B' section belt drive system
- Milling head rotates 360° on column
- Fine feed hand wheel operating quill feed
- Forward & reverse on/off button switches
- 3MT spindle with 75mm diameter lockable quill
- Adjustable table & drill length stops
- Rack & pinion wind-up head
- Rear slide-way cover & slide clamps on all axis
- Metric dial graduations @ 0.05mm for X & Y-Axis
- Large 820 x 240mm ground work table with T-slots

Includes: Drill Chuck & Arbor ✓ 3MT x 2MT Adaptor ✓ Slideway Covers ✓ Face Mill Cutter & Arbor ✓ Spindle Guard with Micro ✓ 1/2" x 12TPI Drawbar ✓ M12 x 1.75mm Drawbar ✓

MeasumaX^{MX} MX-30i - 3-Axis Digital Readout

- Multi Function suits Lathes & Mills
- 3 axis model allow up to 3 linear scales to be connected
- 7" colour LCD screen
- Inch / metric display



More details on page 116

\$320 ex GST
\$352 inc GST (Q8500)

DRO Model Available
(M138D)

Geared & Tilt Head



Digital Tilting Head Gauge
HM-46B



HM-46B shown

Stand
\$390 ex GST
\$429 inc GST (M135)

Geared & Tilting Head Mill-Drill

HAFCO METALMASTER HM-46B

- Powerful 2HP-240V gear driven head with 6 speeds suitable for drilling & milling functions
- 3MT spindle with forward and reverse controls
- Manual quill feed with fine feed
- Mill head tilts up to 90° left or 45° right
- Digital display bevel box to set head tilting
- 730 x 210mm ground work table with T-slots
- Dovetail guideways to X & Y-Axis with adjustable leadscrew nuts to eliminate backlash
- Dovetail column on Z-Axis with rack and pinion wind-up head
- Adjustable table and spindle depth stops
- Metric dial graduations @ 0.05mm for X & Y-Axis
- Available with factory fitted DRO system, 3-Axis counter with X & Y scales (M138D & M139D)

Includes: Digital Bevel Box ✓ Drill Chuck & Arbor ✓ 3MT x 2MT Adaptor ✓ Face Mill Cutter & Arbor ✓ Spindle Guard with Micro ✓ Slideway Covers ✓ 1/2" x 12TPI Drawbar ✓ M12 x 1.75mm Drawbar ✓

Upgrade to DRO Model

Upgrade for an additional
\$400 ex GST
\$440 inc GST





Features

- Powerful 2HP-240V gear driven head suitable for drilling, milling & tapping functions
- 3MT spindle with forward and reverse controls
- Manual quill feed with fine feed and adjustable depth stop
- Digital depth display with zero reset for quill
- Mill head tilts up to 90° left or 45° right
- Digital display bevel box to set head tilting
- Dovetail guideways to X, Y & Z- Axis
- Steel fabricated stand with coolant & swarf tray

Includes: Heavy-Duty Steel Stand ✓ LED Lamp ✓ Coolant System ✓ Digital Bevel Box ✓ Slideway Covers ✓ Drill Chuck & Arbor ✓ 3MT x 2MT Adaptor ✓ Face Mill Cutter & Arbor ✓ Spindle Guard with Micro ✓ 1/2" x 12TPI Drawbar ✓ M12 x 1.75mm Drawbar ✓



Features: HM-47B

- 800 x 240mm ground work table with T-slots
- 3-Axis digital readout counter fitted with 2-Axis X & Y scales only
- Dovetail column on Z-Axis with rack and pinion wind-up head



Features: HM-48B

- 1000 x 240mm ground work table with T-slots
- 3-Axis digital readout system
- Dovetail column on Z-Axis with motorised headstock elevation
- X-Axis power feed with adjustable micro switch feed stops



Control Panel HM-48B



Power Feed Unit HM-48B



Large 1000 x 240mm Work Table HM-48B



Control Panel HM-47B



800 x 240mm Work Table HM-47B



MODEL		HM-32B	HM-46B	HM-46B	HM-47B	HM-48B
ORDER CODE		M137	M138 / M138D	M139D	M140D	M141D
Digital Readout	Optional / ✓	Optional	Optional / ✓	✓	✓	✓
Column Type	mm/Dovetail	Ø115	Dovetailed	Dovetailed	Dovetailed	Dovetailed
Table Area (LxW)	mm	820 x 240	730 x 210	730 x 210	800 x 240	1000 x 240
Spindle Taper	MT	3	3	3	3	3
Longitudinal Travel (X-Axis)	mm	540	485	485	540	670
Cross Travel (Y-Axis)	mm	235	175	175	205	205
Vertical Travel (Z-Axis)	mm	310	430	430	385	380
Spindle to Table	mm	465	485	485	485	480
Spindle Travel	mm	130	120	120	120	120
Throat Depth (Max.)	mm	202	265	265	265	265
Tilting Head (Left - Right)	deg	Fixed	±90°	±90°	±90°	±90°
Drilling Capacity (Ø)	mm	31.5	31.5	31.5	31.5	31.5
End Milling Capacity (Ø)	mm	22	28	28	28	28
Face Milling Capacity (Ø)	mm	80	80	80	80	80
T-Slot Size	mm	14	14	14	14	14
Work Table Capacity	kg	55	55	55	55	55
Spindle Speeds	steps/rpm	12 / 100-2080	6 / 95-1650	6 / 95-1650	6 / 95-1650	6 / 95-1650
Motor Power	kW / hp	1.5 / 2	1.5 / 2	1.5 / 2	1.5 / 2	1.5 / 2
Voltage	V	240	240	415	240	240
Weight	kg	310	380	380	430	450
PRICE	ex GST	\$2,290	\$2,690 / \$3,090	\$3,390	\$4,090	\$5,390
PRICE	inc GST	\$2,519	\$2,959 / \$3,399	\$3,729	\$4,499	\$5,929



HM-51B



Watch Video

HAFCO METALMASTER HM-51B

- NT30 vertical spindle is hardened and ground
- Tilting mill head $\pm 90^\circ$
- Swivel work table $\pm 45^\circ$
- 300mm horizontally sliding & rotating ram
- Precision-ground dovetail slide-ways & table
- Precision milling table incorporating machined T-slots
- Forward and reverse on/off switch
- Fine hand wheel operated quill feed
- Metric dial graduations @ 0.02mm for X, Y & Z-Axis
- Vertical dial graduations on hand wheel @ 0.05mm

Includes: 3 Axis DRO ✓ X-Axis Power-feed ✓ LED Lamp ✓ Coolant System ✓ Spindle Guard with Micro ✓ Swarf Tray ✓ Slideway Covers ✓ Drill Chuck & Arbor ✓ NT30 x 3MT Adaptor ✓ 3MT x 2MT Adaptor ✓ M12 x 1.75mm Drawbar ✓



X Axis Power Feed with Rapid HM-51B



Control Panel HM-51B



Swivel Table Scale HM-51B



Horizontal Spindle

Variable Speed Head

HM-54GV

HAFCO METALMASTER HM-54GV

- Electronic inverter variable spindle speeds
- NT30 horizontal and vertical spindles that are hardened and ground
- Tilting mill head $\pm 90^\circ$
- Swivel work table $\pm 45^\circ$
- 450mm horizontally sliding & rotating ram $\pm 180^\circ$
- Precision-ground dovetail slide-ways and table
- Precision milling table incorporating machined T-slots
- Forward and reverse button switch
- Fine hand wheel operated quill feed
- Metric dial graduations @ 0.02mm for X, Y & Z-Axis
- Vertical dial graduations on hand wheel @ 0.05mm

Includes: 3 Axis DRO ✓ X-Axis Power-feed ✓ Spindle Guard with Micro ✓ LED Lamp ✓ Coolant System ✓ Swarf Tray ✓ Slideway Covers ✓ Drill Chuck & Arbor ✓ NT30 x 3MT Adaptor ✓ 3MT x 2MT Adaptor ✓ Horizontal Arbor Support ✓ 1" & 1-1/4" Horizontal Arbors ✓ M12 x 1.75mm Drawbar ✓



Horizontal Spindle HM-54GV



Control Panel With DRO HM-54GV



High/Low Speed Gear Selector for Maximum Torque HM-54GV



BM-23A



Watch Video

HAFCO METALMASTER BM-23A

- 3hp 240V motor, 8-speeds V-belt drive system
- NT30 Spindle taper with a chrome hardened & ground quill
- Hardened & ground work table & slide-ways
- Mill head tilts 4-ways, left~right & forward~back
- Meehanite casting for high strength & minimal deformation
- The ram incorporates a tail lug (spigot) to accept a slotting attachment
- High / neutral and low gear selection lever to maximise torque
- X-Axis power-feed with adjustable micro switch feed stops
- Automatic quill feed 0.04, 0.08, 0.15mm/rev with automatic cut off depth stop on quill
- Metric dial graduations @ 0.02mm for X , Y & Z Axis
- One-shot oil lubrication pump and reservoir for slideways

Includes: 3 Axis DRO Fitted with X & Y Scales Only ✓ X-Axis Power-feed ✓ Halogen Lamp ✓ Coolant System ✓ Spindle Guard with Micro ✓ Swarf Tray ✓ Slideway Covers ✓ M12 x 1.75mm Drawbar ✓



Quill Feed Depth Stop
BM-23A



Tilting & Rotating Head
BM-23A



Control Panel
BM-23A

* Note: X & Y travels maybe reduced due to digital readout scales and safety stops

MODEL		HM-51B	HM-54GV	BM-23A
ORDER CODE		M577	M579	M595D
Digital Readout	Optional / ✓	✓	✓	✓
Work Table Area (LxW)	mm	1000 x 240	1000 x 240	1066 x 230
Spindle Taper (Vertical)	NT	30	30	30
Spindle Taper (Horizontal)	NT	~	30	~
Longitudinal Travel (X-Axis)	mm	580 *	600 *	585
Cross Travel (Y-Axis)	mm	190 *	200 *	295
Vertical Travel (Z-Axis)	mm	350	340	400
Spindle to Table Max.	mm	390	375	480
Spindle Travel / Diameter	mm	125/90	120/90	127/86
Throat Depth (Max.)	mm	550	640	545
Tilting Head (Left ~ Right)	deg	±90°	±45°	±90°
Tilting Head (Forward ~ Back)	deg	Fixed	Fixed	±45°
Power Feed - Quill	mm/rev	Manual	Manual	0.04, 0.08, 0.15
Power Feed - Longitudinal (X)	mm/min	20 - 2000	20 - 2000	20 - 2000
Power Feed - Cross (Y)	mm/min	Optional *	Optional *	Optional
Power Feed - Vertical (Z)	mm/min	Optional *	Optional *	Optional
T-Slot Size	mm	14	14	16
Work Table Capacity	kg	175	160	250
Spindle Speeds (Vert.)	steps / rpm	9 (220-2400)	Variable (100-2000)	8 (65-2330)
Spindle Speeds (Hor.)	steps / rpm	~	9 (60-1350)	~
Motor Power (Vertical)	kW / hp	2.2 / 3	2.2 / 3	2.2 / 3
Motor Power (Horizontal)	kW / hp	~	1.5 / 2	~
Voltage	V	240	240	240
Weight	kg	850	900	1150
PRICE	ex GST	\$6,790	\$8,190	\$9,250
PRICE	inc GST	\$7,469	\$9,009	\$10,175



Feed Selection Handle
BM-23A



Spindle Speed Chart
BM-23A



X-Axis Power Feed Unit
BM-23A



Safety Cutter Guard
BM-23A

Optional Accessories



p90



p85



p99




BM-30A

HAFCO METALMASTER BM-30A

- 3hp 240V motor, V-belt drive system
- NT30 Spindle taper with a chrome hardened & ground quill
- Hardened & ground work table & slide-ways
- Mill head tilts 4-ways, left~right & forward~back
- Meehanite casting for high strength & minimal deformation
- The ram incorporates a tail lug (spigot) to accept a slotting attachment
- High / neutral and low gear selection lever to maximise torque
- Align CE-300S X-Axis power-feed with adjustable micro switch feed stops
- Turcite "B" coated X & Y-Axis slide-ways reduces friction for smooth operation
- One-shot oil lubrication pump & reservoir for slideways
- Automatic quill feed 0.015, 0.04, 0.08mm/rev with automatic cut off depth stop on quill
- Metric dial graduations @ 0.02mm for X, Y & Z Axis



Includes: 3 Axis DRO Fitted with X & Y Scales Only ✓ X-Axis Power-feed ✓ Halogen Lamp ✓ Coolant System ✓ 150mm Machine Vice ✓ Clamp Kit ✓ Spindle Guard with Micro ✓ Swarf Tray ✓ Slideway Covers ✓ M12 x 1.75mm Drawbar ✓



Tilting & Rotating Head
BM-30A & BM-40V



X-Axis Power Feed Unit
BM-30A & BM-40V



Automatic Quill Feed
BM-30A & BM-40V



BM-40V

HAFCO METALMASTER BM-40V

- 3hp 415V motor, Infinitely variable speed drive system
- NT30 Spindle taper with a chrome hardened & ground quill
- Hardened & ground work table & slide-ways
- Mill head tilts 4-ways, left~right & forward~back
- Meehanite casting for high strength & minimal deformation
- The ram incorporates a tail lug (spigot) to accept a slotting attachment
- High / neutral and low gear selection lever to maximise torque
- Align AL-500S X-Axis power-feed with adjustable micro switch feed stops
- One-shot oil lubrication pump & reservoir for slideways
- Turcite "B" coated X & Y-Axis slide-ways reduces friction for smooth operation
- Automatic quill feed 0.015, 0.04, 0.08mm/rev with automatic cut off depth stop on quill
- Metric dial graduations @ 0.02mm for X, Y & Z Axis



Includes: 3 Axis DRO ✓ Halogen Lamp ✓ Coolant System ✓ X-Axis Power-Feed ✓ 150mm Machine Vice ✓ Clamp Kit ✓ Spindle Guard with Micro ✓ Swarf Tray ✓ Slideway Covers ✓ M12 x 1.75mm Drawbar ✓



Quill Feed Range Selector
BM-30A & BM-40V



Lubrication Pump
BM-30A & BM-40V



Variable Speed Spindle
BM-40V



BM-53VE

- 5hp 415V motor, Infinitely variable speed drive system
- NT40 Spindle taper, 86mm chrome hardened & ground quill
- Hardened & ground work table & slide-ways, Slide-way covers Y & Z-Axis
- Mill head tilts 4-ways, left-right & forward-back
- Square construction slides for Y & Z-Axis to maximise rigidity
- Powered elevating motor for Z-Axis
- Meehanite casting for high strength & minimal deformation
- High / neutral and low gear selection lever to maximise torque
- X & Y-Axis power-feed with adjustable micro switch feed stops
- Micro switch on the manual knee handle for additional operator safety
- Automatic quill feed 0.04, 0.08, 0.15mm/rev automatic cut off depth stop on quill
- One-shot oil lubrication pump and reservoir for slideways

Includes: 3 Axis DRO ✓ X & Y-Axis Power-feed ✓ Halogen Lamp ✓ Coolant System ✓ 150mm Machine Vice ✓ Spindle Guard with Micro ✓ Clamp Kit ✓ Slideway Covers ✓ Swarf Tray ✓ M16 x 2.0mm Drawbar ✓



Power Feed
X & Y-Axis

BM-53VE



Variable Speed
Hand Wheel



Included Accessories



Control Panel
BM-53VE



Variable Speed Digital
Display BM-53VE



X & Y Axis Power Feed
BM-53VE



Z Axis Elevating Motor
BM-53VE

Optional Accessories



p91




p83



p96

MODEL		BM-30A	BM-40V	BM-53VE
ORDER CODE		M603D	M607D	M597D
Digital Readout	Optional / ✓	✓	✓	✓
Work Table Area (LxW)	mm	1270 x 254	1370 x 254	1370 x 254
Spindle Taper (Vertical)	NT	30	30	40
Longitudinal Travel (X-Axis)	mm	760	860	890
Cross Travel (Y-Axis)	mm	360	360	400
Vertical Travel (Z-Axis)	mm	430	425	415
Spindle to Table Max.	mm	505	505	465
Spindle Travel / Diameter	mm	127 / 86	127 / 86	127 / 86
Throat Depth Max.	mm	740	735	635
Tilting Head (Left ~ Right)	deg	±90°	±90°	±90°
Tilting Head (Forward ~ Back)	deg	±45°	±45°	±45°
Power Feed - Quill	mm/rev	0.015, 0.04, 0.08	0.015, 0.04, 0.08	0.04, 0.08, 0.15
Power Feed - Longitudinal (X)	mm/min	20 - 2000	20 - 2000	20 - 2000
Power Feed - Cross (Y)	mm/min	Optional	Optional	20 - 2000
Power Feed - Vertical (Z)	mm/min	Optional	Optional	Rapid
T-Slot Size	inch / mm	5/8"	5/8"	16
Work Table Capacity	kg	250	300	350
Spindle Speeds (Vertical)	steps / rpm	8 (80-2720)	Variable (70-3500)	Variable (50-3550)
Motor Power (Vertical)	kW / hp	2.2 / 3	2.2 / 3	3.75 / 5
Voltage	V	240	415	415
Weight	kg	1100	1300	1545
PRICE	ex GST	\$13,550	\$14,990	\$13,750
PRICE	inc GST	\$14,905	\$16,489	\$15,125



**Ballscrew
X & Y-Axis**

**Inverter
Controlled
X & Y-Axis**

BM-63VE

**HAFCO
METALMASTER**

BM-63VE

- 5hp 415V motor, Infinitely variable speed drive system
- NT40 Spindle taper, 105mm chrome hardened & ground quill
- Hardened ballscrew X & Y-Axis providing smooth operation
- Hardened & ground work table & slide-ways, Slide-way covers Y & Z-Axis
- Mill head tilts 4-ways, left~right & forward~back
- Square construction slides for Y & Z-Axis to maximise rigidity
- Powered elevating motor for Z-Axis
- Meehanite casting for high strength & minimal deformation
- High / neutral and low gear selection lever to maximise torque
- AL-510S X & Y-Axis power-feed with adjustable micro switch feed stops
- Micro switch on the manual knee handle for additional operator safety
- Automatic quill feed 0.04, 0.08, 0.15mm/rev automatic cut off depth stop on quill
- One-shot oil lubrication pump and reservoir for slideways

Includes: 3 Axis DRO ✓ X & Y-Axis Power-feed ✓ Halogen Lamp ✓ Coolant System ✓ 150mm Machine Vice ✓ Spindle Guard with Micro ✓ Clamp Kit ✓ Swarf Tray ✓ Slideway Covers ✓ M16 x 2.0mm Drawbar ✓



X & Y Axis Power Feed
BM-63VE



Z Axis Elevating Motor
BM-63VE



Automatic Oil Lubrication
BM-63VE



**X & Y-Axis
Inverter
Controlled**

**Pneumatic
Draw Bar**

BM-70VE

**HAFCO
METALMASTER**

BM-70VE

- Yaskawa inverter variable speed drive
- 5hp - 415V spindle motor provides exceptional machining power
- High / Neutral and Low gear selection lever to maximise torque
- Digital spindle speed readout
- NT40 spindle taper with a 105mm chrome hardened & ground quill
- Inverter controlled feeds on X & Y-Axis & powered elevating motor for Z-Axis
- 1500 x 305mm hardened & ground work table
- Mill head tilts 4-ways, left~right & forward~back
- The ram incorporates a tail lug (spigot) to accept a slotting attachment
- Pneumatic operation draw bar system for quick & effortless tool change
- Meehanite castings for superior rigidity
- Square construction slides for Y & Z-Axis to maximise rigidity
- Turcite-B coating on X & Y-Axis ways for wear resistance & smooth operation
- Auto lubrication system maintains lubrication to all slideways

Includes: 3 Axis DRO ✓ Halogen Lamp ✓ Coolant System ✓ Spindle Guard with Micro ✓ Swarf Tray ✓ Slideway Covers ✓ M16 x 2.0mm Drawbar ✓



Heavy Duty X Axis Feed
Motor BM-70VE



Automatic Oil Lubrication
BM-70VE



Digital Spindle Speed
Readout BM-70VE



Ballscrew
X & Y-Axis

Pneumatic
Draw Bar

BM-90HV

X & Y-Axis
Servo
Controlled

HAFCO METALMASTER BM-90HV


- 5hp 415V motor on vertical spindle, inverter control variable speed
- 5hp 415V motor on horizontal spindle, speeds control by gear selection levers
- NT40 vertical spindle taper with a 110mm chrome & ground quill
- NT40 horizontal spindle taper
- Servo controlled feed motors on X & Y-Axis ensures constant torque
- Ballscrew X & Y-Axis providing smooth and accurate operation
- Mill head tilts 2-ways. Left-right
- Japanese quality "Yaskawa" spindle speed controller
- Turcite "B" coated X & Y-Axis slide-ways reduces friction
- Meehanite casting for high strength & minimal deformation
- Pneumatic operation draw bar system
- Powered elevating motor for Z-Axis
- Hardened & ground work table & slide-ways with square slides X & Z-Axis
- Automatic oil lubrication pump & reservoir for slideways
- Steel slide-way cover Y-Axis



Includes: 3 Axis DRO ✓ Halogen Lamp ✓ Spindle Guard with Micro ✓ Coolant System ✓ Slideway Covers ✓ Horizontal Arbor Supports ✓ 1" Horizontal Arbor ✓ M16 x 2.0mm Drawbar ✓ Automatic Lubrication ✓



Automatic Oil Lubrication
BM-90HV




Ballscrew System X & Y-Axis BM-90HV



Servo Feeds on X & Y Axis
BM-90HV



Air Power Drawbar
BM-90HV



NT40 Horizontal Spindle
Taper BM-90HV



Horizontal Spindle Speed
Selectors BM-90HV

Optional Accessories



p91



p83



p96

MODEL		BM-63VE	BM-70VE	BM-90HV
ORDER CODE		M599D	M630D	M633D
Digital Readout	Optional / ✓	✓	✓	✓
Work Table Area (LxW)	mm	1370 x 254	1500 x 305	1470 x 370
Spindle Taper (Vertical)	NT	40	40	40
Spindle Taper (Horizontal)	NT	~	~	40
Longitudinal Travel (X-Axis)	mm	890	1050	1120
Cross Travel (Y-Axis)	mm	400	420	520
Vertical Travel (Z-Axis)	mm	400	400	440
Spindle to Table Max.	mm	450	460	505
Spindle Travel / Diameter	mm	127 / 105	155 / 105	140 / 110
Throat Depth Max.	mm	740	750	785
Tilting Head (Left ~ Right)	deg	±90°	~	~
Tilting Head (Forward ~ Back)	deg	±45°	~	~
Power Feed - Quill	mm/rev	0.04, 0.08, 0.15	0.04, 0.08, 0.13	0.035, 0.07, 0.14
Power Feed - Longitudinal/Cross (X/Y)	mm/min	20 - 2000	30 - 3000	30 - 3000
Power Feed - Cross (Y)	mm/min	20 - 2000	~	~
Power Feed - Vertical (Z)	mm/min	Rapid	Rapid	Rapid
T-Slot Size	inch	16	5/8"	18
Work Table Capacity	kg	400	500	600
Spindle Speeds	steps / rpm	~	Inverter (70-4200)	Inverter (60-3600)
Spindle Speeds (Vertical)	steps / rpm	Variable (50-3550)	~	~
Spindle Speeds (Horizontal)	steps / rpm	~	~	9 (65 - 1500)
Motor Power	kW / hp	~	3.75 / 5	3.75 / 5
Motor Power (Horizontal)	kW / hp	3.75 / 5	~	3.75 / 5
Voltage	V	415	415	415
Weight	kg	1555	1800	2725
PRICE	ex GST	\$16,250	\$26,500	\$44,250
PRICE	inc GST	\$17,875	\$29,150	\$48,675



BM-GEVS250



Education Model Available with Dividing Head

Includes: 3 Axis DRO ✓ LED Lamp ✓ Coolant System ✓
Spindle Guard with Micro ✓ Swarf Tray ✓ Slideway Covers ✓
Horizontal Arbor Supports ✓ 1" Horizontal Arbor ✓ M16 x 2.0mm
Drawbars ✓



BM-GEVS250

- Vertical spindle, Yaskawa inverter variable speed drive 60 – 3600rpm
- Horizontal spindle, 40-980rpm speeds controlled by gear selection levers with oil bath lubrication
- 5HP vertical & 3HP horizontal spindle motors provide exceptional machining power
- 1100 x 250mm hardened & ground worktable with $\pm 45^\circ$ left & right swivel
- Vertical mill head swivels $\pm 45^\circ$ to left and right
- Pneumatic draw bar system for quick and effortless tool change
- Heavy duty gear driven X Axis power-feed
- Z-Axis powered elevating motor
- Meehanite castings for superior rigidity
- Hardened and ground dovetail guideways
- Turcite-B coating on X & Y-Axis ways for wear resistance & smooth operation
- Auto lubrication system maintains proper lubrication to all slideways



BM-EVS300

- Yaskawa inverter variable speed drive, 60 – 3600rpm
- 5HP - 415V spindle motor provides exceptional machining power
- 1270 x 300mm hardened and ground worktable
- Zero backlash preloaded ball screw to X & Y-Axis
- Servo feeds on X & Y-Axis
- Z-Axis powered elevating motor
- NT40 spindle taper with $\varnothing 105$ mm chrome hardened and ground quill
- Vertical mill head swivels $\pm 45^\circ$ to left and right
- Pneumatic draw bar system for quick and effortless tool change
- Meehanite castings for superior rigidity
- Hardened and ground dovetail guideways on the X-Axis & square guideways on Y & Z-Axis
- Turcite-B coating on X & Y-Axis ways for wear resistance & smooth operation
- Auto lubrication system maintains proper lubrication to all slideways



BM-EVS300

Ballscrew
X & Y Axis

Includes: 3 Axis DRO ✓ LED Lamp ✓ Coolant System ✓
Spindle Guard with Micro ✓ Swarf Tray ✓ Slideway Covers ✓
M16 x 2.0mm Drawbar ✓

MODEL		BM-GEVS250	BM-EVS300
ORDER CODE		M586D	M584D
Digital Readout	Optional / ✓	✓	✓
Type		Vertical & Horizontal	Vertical
Table Size	mm	1100 x 250	1270 x 305
Spindle Taper - Vertical		NT40	NT40
Spindle Taper - Horizontal		NT40	~
Longitudinal Travel (X-Axis)	mm	700	940
Cross Travel (Y-Axis)	mm	250	350
Vertical Travel (Z-Axis)	mm	440	445
Type of Slides		Dovetail (X, Y & Z)	Dovetail (X) Square (Y & Z)
Ram Travel	mm	300	490
Spindle to Table	mm	470	495
Spindle Travel / Diameter	mm	127 / 105	127 / 105
Throat Depth (max.)	mm	500	660
Tilting Head	(Left ~ Right)	$\pm 90^\circ$	$\pm 90^\circ$
Power Feed - Quill	mm / rev	0.037/0.076/0.152	0.04/0.08/0.15
Power Feed - Longitudinal (X-Axis)	mm / min	0.02 - 0.20	Yes
Power Feed - Cross (Y-Axis)	mm / min	Optional	Yes
Power Feed - Vertical (Z-Axis)	mm / min	Rapid	Rapid
Table T-Slot Size	inch	5/8	5/8
Work Table Load Capacity	kg	300	300
Spindle Speeds Vertical	No. / rpm	Inverter (60 - 3600)	Inverter (60 - 3600)
Spindle Speeds Horizontal	No. / rpm	6 (40 - 980)	~
Motor Power - Vertical Spindle	kW / hp	3.75 / 5	3.75 / 5
Motor Power - Horizontal Spindle	kW / hp	2.25 / 3	~
Voltage / Amperage	V / amp	415	415
Nett Weight	kg	1350	1650
PRICE	ex GST	\$31,950	\$32,250
PRICE	inc GST	\$35,145	\$35,475



BM-1600



Features

- NT50 universal head swivels 360° & tilts vertical to horizontal position
- Hardened & ground slideways and work table
- Robust transmission with hardened and ground gears & slide-ways
- High grade casting for additional strength & minimal deformation
- Quality electrics & overload protection in an easy access enclosure
- Table trays each end of work table



Features: BM-1600

- 1600 x 360mm slotted work table
- Mechanical Clutch handle wheels on X, Y & Z-Axis
- Slideways to X & Z-Axis are dovetail & Y-Axis square
- Swivel table left & right with graduated scale
- One-Shot lubrication pump & reservoir for slideways

Includes: 3 Axis DRO ✓ LED Lamp ✓ Coolant System ✓ Spindle Guard with Micro ✓ Swarf Tray ✓ Slideway Covers ✓ ER40 Collet Chuck & 8 Collets ✓ Horizontal Arbor Support ✓ 27 & 32mm Horizontal Arbors ✓ 40mm Face Mill Arbor ✓ M24 x 3.0mm Drawbars ✓



Lubrication
BM-1600



Mill Head
BM-1600



Features: BM-2000


- Large 2000 x 500mm slotted work table
- MPG Electronic handwheel on X, Y & Z-Axis
- Servo controlled feed motors on X, Y & Z-Axis ensures constant torque
- Ballscrew X, Y & Z-Axis
- Slideways to X-Axis are dovetail & Y & Z-Axis square
- Automatic oil lubrication pump & reservoir for slideways

Includes: 3 Axis DRO ✓ LED Lamp ✓ Coolant System ✓ Spindle Guard with Micro ✓ Swarf Tray ✓ Slideway Covers ✓ ER40 Collet Chuck & 8 Collets ✓ 40mm Face Mill Arbor ✓ M24 x 3.0mm Drawbar ✓



BM-2000

MODEL		BM-1600	BM-2000
ORDER CODE		M638D	M640D
Digital Readout	Optional / ✓	✓	✓
Work Table Area (LxW)	mm	1600 x 360	2000 x 500
Spindle Taper	NT	50	50
Spindle Taper (Horizontal)	NT	50	50
Longitudinal Travel (X-Axis)	mm	1310	~
Cross Travel (Y-Axis)	mm	300	700
Vertical Travel (Z-Axis)	mm	410	570
Spindle to Table Max.	mm	150 - 560	50 - 550
Spindle Travel / Diameter	mm	~	~
Throat Depth Max.	mm	45 - 745	45 - 745
Power Feed - Quill	mm/rev	~	~
Power Feed - Longitudinal / Cross (X / Y)	mm/min	30 - 750	10 - 1000
Power Feed - Vertical (Z)	mm/min	15 - 375	5 - 500
T-Slot Size	inch	18	18
Work Table Capacity	kg	1800	1800
Spindle Speeds	steps / rpm	12 (60 - 1750)	27 (30-2050)
Spindle Speeds (Horizontal)	steps / rpm	12 (60 - 1800)	~
Motor Power	kW / hp	4 / 5.5	~
Motor Power (Horizontal)	kW / hp	7.5 / 10	7.5 / 10
Voltage	V	415	415
Weight	kg	4500	4700
PRICE	ex GST	\$30,450	\$58,950
PRICE	inc GST	\$33,495	\$64,845




TU-1503V

OPTIMUM® Features: TU Series

- Electronic infinitely variable speed
- Ribbed prism bed made of grey cast iron
- Inductively hardened and ground bed guideways
- Forward & reverse spindle direction switch
- Automatic longitudinal feed

Includes: Chuck Guard ✓ Toolpost Guard ✓ Dead Centre ✓
Change Gears For Threading ✓ 3-Jaw Chuck With Reversible Jaws ✓
Swarf Tray ✓ Rear Splash Guard ✓




TU-2004V

OPTIMUM® Features: TU-1503V

- 150 x 300mm turning capacity
- Easy to read digital readout speed display
- Spindle nose accuracy 0.015mm
- 3 Jaw chuck running accuracy 0.05mm

OPTIMUM® Features: TU-2004V

- 200 x 300mm turning capacity
- Easy to read digital readout speed display
- Spindle nose accuracy 0.009mm
- 3 Jaw chuck running accuracy 0.04mm
- Metric & Imperial thread cutting



TU-2506V

OPTIMUM® Features: TU-2506V

- 250 x 550mm turning capacity
- Spindle nose accuracy 0.009mm
- 3 Jaw chuck running accuracy 0.04mm
- Metric & Imperial thread cutting
- Enclosed feed and threading gearbox



Variable Speed Controls
TU-1503V



Variable Speed Controls
TU-2004V & TU-2506V



Safety Chuck Guard
TU-2004V & TU-2506V



Digital Speed Readout
TU-2004V & TU-2506V



Thread Chasing Dial
TU-2004V & TU-2506V

Optional Accessories

TYPE	SUITS -OPTi Turn Lathe	CODE	ex GST	inc GST
Fixed Steady	TU-1503V	L6856	\$55	\$60.50
Travelling Steady	TU-1503V	L6857	\$55	\$60.50
Fixed Steady	TU-2004V	L6876	\$75	\$82.50
Travelling Steady	TU-2004V	L6877	\$85	\$93.50
Fixed Steady	TU-2506V	L6896	\$85	\$93.50
Travelling Steady	TU-2506V	L6897	\$85	\$93.50
Fixed Steady	TU-3008G	L6916	\$90	\$99.00
Travelling Steady	TU-3008G	L6917	\$90	\$99.00



TYPE	SIZE mm	SUITS -OPTi Turn Lathe	CODE	ex GST	inc GST
4 Jaw Independent Chuck	Ø80	TU-1503V	L6855	\$120	\$132
4 Jaw Chuck & Back Plate	Ø100	TU-2004V	L6875	\$160	\$176
Back Plate	Ø125	TU-2506V	L6893	\$60	\$66
4 Jaw / D1-4 Independent Chuck	Ø200	TU-3008G	C252	\$270	\$297

D1-4
Camlock

TU-3008G



OPTIMUM® Features: TU-3008G

- 300 x 700mm turning capacity
- Geared headstock for quick change speeds
- Large 38mm spindle bore
- Hardened and ground bed guideways
- Spindle nose accuracy 0.009mm
- 3 Jaw chuck running accuracy 0.04mm
- Automatic cross & longitudinal feed
- Metric & Imperial thread cutting
- Enclosed feed and threading gearbox
- D1-4 camlock spindle for quick and accurate chuck removal

Includes: Chuck Guard ✓ Toolpost Guard ✓ Change Gears
For Metric & Imperial Thread Cutting ✓ 2 Dead Centres ✓
3-Jaw Chuck With Reversible Jaws ✓ Swarf Drip Tray ✓
Rear Splash Guard ✓

Optional Accessories



p72



p68




p77



Thread Chasing Dial
TU-3008G



38mm Through Spindle Bore
TU-3008G



Saddle View
TU-3008G

OPTIMUM® Lathe Stands

ST-2004V Suits TU-2004V



Stand
\$360 ex GST
\$396 inc GST (L688)

ST-2506V Suits TU-2506V & TU-3008G



Stand
\$400 ex GST
\$440 inc GST (L690)

MODEL		TU-1503V	TU-2004V	TU-2506V	TU-3008G
ORDER CODE		L685	L687	L689	L691
Tool Height to Suit	mm	8	10	10	16
Distance Between Centres	mm	300	300	550	700
Swing Over Bed	mm	150	200	250	300
Swing Over Cross Slide	mm	82	140	150	190
Centre Height	mm	75	100	125	150
Spindle Bore	mm	11	21	26	38
Spindle Nose	Type	Fixed	Fixed	Fixed	D1-4
Headstock Taper	MT	1	3	4	5
Tailstock Taper	MT	1	2	2	3
Cross Slide Travel	mm	55	75	110	150
Compound Slide Travel	mm	40	55	70	65
Leadscrew	Type	Metric	Metric	Metric	Metric
Longitudinal Feed (Z)	mm/rev	0.05-0.1	0.1-0.2	0.07-0.4	0.085-0.83
Metric Thread Range	steps / mm	8 (0.5-1.5)	14 (0.25-3)	21 (0.2-4)	18 (0.2-3.5)
Imperial Thread Range	steps / TPI	~	12 (8-44)	21 (8-56)	21 (8-56)
Three Jaw Chuck Ø	mm	80	100	125	160
Four Jaw Chuck Ø	mm	Optional	Optional	Optional	Optional
Spindle Speeds	steps / rpm	Vari. / 160-3000	Vari. / 150-2500	Vari. / 150-2500	12 / 125-2400
Motor Power / Voltage	hp / V	0.6 / 240	0.8 / 240	1.6 / 240	2 / 240
Weight	kg	26	75	156	280
PRICE	ex GST	\$890	\$1,390	\$2,190	\$3,890
PRICE	inc GST	\$979	\$1,529	\$2,409	\$4,279

DRO5 3-Axis Digital Readout

- The DRO5 digital readout counter with RPM display is designed to suit mill/drill machines
- Each Axis requires a DRO5-RH reader head and a DRO3-MS magnetic scale
- 4 different LCD colour screen options

Includes
RPM
Speed
Display



CODE	ex GST	inc GST
D695	\$350	\$385

DRO5-RHA

- Reader head
- 1.5M cable



CODE	ex GST	inc GST
D697	\$70	\$77

DRO3-MS

- Magnetic scale
- 1.5M scale
- Note: 1.5 metre magnetic scale can be cut to length as required



CODE	ex GST	inc GST
D694	\$40	\$44



Belt
Drive

AL-51G

Stand
\$360 ex GST
\$396 inc GST (L263)

**HAFCO
METALMASTER**

AL-51G 230 x 500mm

- 6 spindle speeds (100-1800rpm)
- Norton style quick change gearbox
- Dovetail cross and compound slides
- Precision 'V'-beds are induction hardened and ground
- 4 x direct oiling points into gearbox
- Automatic longitudinal feed
- T-slotted cross slide
- Change gears for metric & imperial thread cutting included

Includes: 4-Jaw Chuck ✓ Face Plate ✓ Fixed & Traveling Steadies ✓ 3-Jaw Chuck With Reverse Jaws ✓ Thread Chasing Dial ✓ Change Gears ✓ Dead Centre ✓ Swarf Tray ✓ Safety Chuck Guard ✓ Spanners, Tool Box, & Instruction Booklet ✓



Norton Style Gearbox
AL-51G



Thread & Feeding Levers
AL-51G



Geared
Head

Powered
Long &
Cross
Feeds

AL-250G

Stand
\$360 ex GST
\$396 inc GST (L150)

**HAFCO
METALMASTER**

AL-250G 250 x 500mm

- Geared driven headstock for quick change of spindle speeds via single progression dial
- 12 spindle speeds (80-1600rpm)
- Large 26mm spindle bore
- Powered longitudinal and cross feed
- Enclosed quick action gearbox for thread cutting & auto feeding
- Thread chasing dial
- Quick action tailstock locking lever
- 0.75kW / 1hp 240V motor

Includes: 125mm 3-Jaw Chuck With Reverse Jaws ✓ Face Plate ✓ Fixed Steady ✓ Travelling Steady ✓ Rear Splash Guard & Swarf Tray ✓ Dead Centre ✓ Safety Chuck Guard ✓ Leadscrew Cover ✓ Instruction Booklet ✓



Saddle
AL-250G



Thread & Feeding Levers
AL-250G

Optional Accessories

- Ø125mm 4 jaw chuck
- Back plate mount

CODE	ex GST	inc GST
L151	\$180	\$198



Geared
Head

Powered
Long &
Cross
Feeds

AL-320G

HAFCO
METALMASTER

AL-320G 320 x 600mm

- Large 38mm spindle bore
- Geared headstock for quick change speeds
- Hardened and ground bed
- Adjustable taper roller spindle bearings
- Metric & Imperial thread cutting
- Powered longitudinal and cross feed
 - Thread chasing dial
 - Quick action tailstock locking lever
 - Forward/reverse spindle switch
 - 0.75kW / 1hp 240V motor

Includes: 200mm 4-Jaw Chuck ✓ Face Plate ✓
160mm 3-Jaw Chuck With Reverse Jaws ✓ Fixed Steady ✓
Travelling Steady ✓ Change Gears ✓ Dead Centre ✓ Rear Splash
Guard & Swarf Tray ✓ Spanners ✓ Safety Chuck Guard ✓
Instruction Booklet ✓

Stand
\$360 ex GST
\$396 inc GST (L142)



Spindle Speed Selectors
AL-320G



Longitudinal and Cross Feed
Engagement AL-320G




Safety Chuck Guard
AL-320G



Fixed & Travelling Steadies
AL-320G



Toolpost
AL-320G



Thread Chasing Dial
AL-320G

Optional Accessories



p72



p68



p73

MODEL		AL-51G	AL-250G	AL-320G
ORDER CODE		L160	L149	L141
Tool Height to Suit	mm	12	16	12
Distance Between Centres	mm	500	500	600
Swing Over Bed	mm	230	250	320
Swing Over Cross Slide	mm	127	150	210
Centre Height	mm	115	125	160
Spindle Bore	mm	20	26	38
Spindle Nose	Type	Threaded	Fixed	Fixed
Bed Width	mm	114	140	160
Headstock Taper	MT	3	4	5
Tailstock Taper	MT	2	3	3
Cross Slide Travel	mm	108	145	150
Compound Slide Travel	mm	48	75	100
Leadscrew	Type	Imperial	Metric	Metric
Cross Feed (X)	mm/rev	~	0.017-0.187	0.022-0.15
Longitudinal Feed (Z)	mm/rev	0.12-0.3	0.035-0.375	0.1-1.4
Metric Thread Range	steps / mm	11 (0.5-3)	15 (0.25-2.5)	11 (0.5-4)
Imperial Thread Range	steps / TPI	27 (8-56)	~	27 (9-48)
Three Jaw Chuck Ø	mm	100	130	160
Four Jaw Chuck Ø	mm	190	Optional	200
Spindle Speeds	steps / rpm	6 (100-1800)	12 (80-1600)	12 (60-1600)
Motor Power / Voltage	kW / V	0.55 / 240	0.75 / 240	0.75 / 240
Weight	kg	129	185	280
PRICE	ex GST	\$1,750	\$2,650	\$3,390
PRICE	inc GST	\$1,925	\$2,915	\$3,729



AL-336



AL-336 300 x 900mm

- Gear drive headstock for quick change of spindle speeds & feeds
- Precision 'V'-beds are hardened and ground
- Foot operated spindle brake with safety cut out switch
- Adjustable taper roller bearings support the spindle
- 18 spindle speeds (65-1810rpm)
- Powered longitudinal and cross feeds
- D1-4 camlock spindle for quick and accurate chuck removal
- Removable gap bed-way for larger diameter jobs
- Dual calibrated dials (except for saddle hand wheel)
- Enclosed quick action gearbox for thread cutting and auto feeding
- Chuck & change gear guards are fitted with micro switches

Includes: 3-Jaw Chuck with Reverse Jaws ✓
 4-Jaw Chuck ✓ Face Plate ✓ Swarf Tray ✓ Stand ✓ Coolant
 System ✓ Halogen Lamp ✓ Change Gears ✓ Dead Centre ✓
 Fixed & Traveling Steadies ✓ Thread Chasing Dial ✓
 Rear Splash Guard ✓ Toolbox ✓ Safety Chuck Guard ✓



Cross & Long Feed Lever
AL-336 & AL-336D



Induction Hardened Bedways
AL-336 & AL-336D



Thread Chasing Dial
AL-336 & AL-336D



2-Axis Digital Readout
AL-336D



Quick Change Toolpost
AL-336D



AL-336D



AL-336D Deluxe 300 x 900mm

- Gear drive headstock for quick change of spindle speeds & feeds
- Precision 'V'-beds are hardened and ground
- Foot operated spindle brake with safety cut out switch
- Adjustable taper roller bearings support the spindle
- 18 spindle speeds (65-1810rpm)
- Powered longitudinal and cross feeds
- D1-4 camlock spindle for quick and accurate chuck removal
- Removable gap bed-way for larger diameter jobs
- Dual calibrated dials (except for saddle hand wheel)
- Enclosed quick action gearbox for thread cutting and auto feeding
- Chuck & change gear guards are fitted with micro switches

Includes: 2 Axis DRO ✓ Swarf Tray ✓ Quick Change
 Toolpost ✓ 3-Jaw Chuck with Reverse Jaws ✓ Leadscrew
 Covers ✓ Stand ✓ Coolant System ✓ Halogen Lamp ✓
 Change Gears ✓ Fixed & Traveling Steadies ✓ Dead Centre ✓
 Thread Chasing Dial ✓ Rear Splash Guard ✓ Toolbox ✓ Safety
 Chuck Guard ✓



Watch
Video



AL-960B



AL-960B 305 x 925mm

- Tool room quality lathe, has been sold for over 20 years
- Gear driven headstock for quick change of spindle speeds
- Precision 'V'-beds are hardened and ground
- Adjustable taper roller bearings support the spindle
- Powered longitudinal and cross feeds
- 12 spindle speeds (70-1400rpm)
- Dual calibrated dials (except for saddle hand wheel)
- Quick-action norton gearbox for thread cutting
- Removable gap bed-way for larger diameter jobs
- D1-4 camlock spindle for quick and accurate chuck removal



Made in Taiwan

Includes: 2 Axis DRO (L237D only) ✓ 3-Jaw Chuck with Reverse Jaws ✓ 4-Jaw Chuck ✓ Face Plate ✓ Stand ✓ Swarf Tray ✓ Change Gears ✓ Dead Centre ✓ Fixed & Traveling Steadies ✓ Thread Chasing Dial ✓ Rear Splash Guard ✓ Toolbox ✓ Safety Chuck Guard ✓

Upgrade to DRO Model

Upgrade for an additional
\$1,200 ex GST
\$1,320 inc GST



Optional Accessories



p69



p72



p76



2-Axis Digital Readout
AL-960B (L237D)



40mm Spindle Bore
AL-960B



Thread Chasing Dial
AL-960B



Feed Engage Lever
AL-960B



Compound Slide Angle Scale
AL-960B



Hardened and Ground
Bedways AL-960B

MODEL		AL-336	AL-336D	AL-960B
ORDER CODE		L682	L682D	L237 / L237D
Digital Readout	Optional / ✓	Optional	✓	Optional / ✓
Quick Change Toolpost	Optional / ✓	Optional	✓	Optional
Leadscrew Covers	~ / ✓	~	✓	~
Coolant System	~ / ✓	✓	✓	~
Tool Height to Suit	mm	12	12	12
Distance Between Centres	mm	900	900	925
Swing Over Bed	mm	300	300	305
Swing Over Gap	mm	450	450	450
Swing Over Cross Slide	mm	180	180	180
Centre Height	mm	150	150	152.5
Spindle Bore	mm	38	38	40
Camlock Spindle	size	D1-4	D1-4	D1-4
Bed Width	mm	180	180	190
Headstock / Tailstock Taper	MT	5 / 3	5 / 3	5 / 3
Cross Slide Travel	mm	170	170	170
Compound Slide Travel	mm	75	75	90
Leadscrew	Type	Imperial	Imperial	Imperial
Cross Feed (X)	inch/rev	0.009 - 0.236	0.009 - 0.236	0.0013 - 0.041
Longitudinal Feed (Z)	inch/rev	0.04 - 1.22	0.04-1.22	0.0027 - 0.082
Metric Thread Range	steps / mm	32 (0.4-7)	32 (0.4-7)	26 (0.25-7.5)
Imperial Thread Range	steps / TPI	36 (4-60)	36 (4-60)	40 (4-112)
Three Jaw Chuck Ø	mm	160	160	160
Four Jaw Chuck Ø	mm	200	200	200
Spindle Speeds	steps / rpm	18 (65-1810)	18 (65-1810)	12 (70-1400)
Motor Power	kW / hp	1.5 / 2	1.5 / 2	1.5 / 2
Voltage	V / Amp	240	240	240 / 15
Weight	kg	595	595	463
PRICE	ex GST	\$5,790	\$6,590	\$6,190/\$7,390
PRICE	inc GST	\$6,369	\$7,249	\$6,809/\$8,129



40mm
Bore

Inverter
Variable
Speed

AL-346V

HAFCO
METALMASTER

AL-346V 330 x 1000mm

- Electronic infinitely variable spindle speed with digital readout
- Rear spindle support for long material length
- Foot operated spindle brake with safety cut out switch
- Dual calibrated dials (except for saddle hand wheel)
- Powered longitudinal and cross feeds
- D1-4 camlock spindle for quick and accurate chuck removal
- Removable gap bed-way for larger diameter jobs
- Enclosed quick action gearbox for thread cutting and auto feeding
- Precision 'V'-beds are hardened and ground, incorporating a rigid webbed casting

Includes: 2 Axis DRO ✓ 3-Jaw Chuck ✓ 4-Jaw Chuck ✓
Face Plate ✓ Change Gears ✓ Dead Centre ✓ Fixed & Travelling
Steadies ✓ Thread Chasing Dial ✓ Lathe Stand ✓ Foot Brake ✓
Coolant System with Flexible Hose ✓ Work Light ✓ Slide out Swarf
Tray ✓ Safety Chuck Guard ✓ Leadscrew Cover ✓ Quick Change
Toolpost ✓



2 Axis Digital Readout
AL-346V & AL-356V



Quick Change Toolpost
AL-346V & AL-356V



Leadscrew Covers
AL-346V & AL-356V



Digital Speed Display
AL-346V & AL-356V



Inverter Drive
AL-346V & AL-356V



51mm
Bore

Inverter
Variable
Speed

AL-356

AL-356V

HAFCO
METALMASTER

AL-356 356 x 1000mm
AL-356V 356 x 1000mm

- Electronic infinitely variable spindle speed with digital readout (AL-356V)
- Foot operated cut out safety switch for electric motor
- Dual calibrated dials (except for saddle hand wheel)
- Powered longitudinal and cross feeds
- Adjustable bar spindle support mechanism (AL-356V)
- D1-5 camlock spindle for quick and accurate chuck removal
- Removable gap bed-way for larger diameter jobs
- Enclosed quick action gearbox for thread cutting and auto feeding
- Precision 'V'-beds are hardened and ground, incorporating a rigid webbed casting

Includes: 2 Axis DRO ✓ 3-Jaw Chuck ✓ 4-Jaw Chuck ✓
Change Gears ✓ Face Plate ✓ Dead Centre ✓ Fixed & Travelling
Steadies ✓ Thread Chasing Dial ✓ Lathe Stand ✓ Foot Brake ✓
Coolant System with Flexible Hose ✓ Work Light ✓ Slide out Swarf
Tray ✓ Safety Chuck Guard ✓ Leadscrew Cover ✓ Quick Change
Toolpost ✓



AL-356V Shown



AL-1000C

AL-1000D



AL-1000 Series 356 x 1000mm

- Tool room quality precision lathe, Made in Taiwan
- Gear drive headstock for quick change of spindle speeds
- Foot operated spindle brake with safety cut out switch
- Change gears for metric and imperial thread cutting
- Powered longitudinal cross feeds
- Dual calibrated dials (except for saddle hand wheel)
- Removable gap bed-way for larger diameter jobs
- D1-4 camlock spindle for quick and accurate chuck removal
- Enclosed quick action gearbox for thread cutting and auto feeding
- Precision 'V'-beds are hardened and ground, incorporating a rigid webbed casting



Made in Taiwan

Includes: 2 Axis DRO ✓ 3-Jaw Chuck ✓ 4-Jaw Chuck ✓ Face Plate ✓ Change Gears ✓ Dead Centre ✓ Fixed & Travelling Steadies ✓ Thread Chasing Dial ✓ Lathe Stand ✓ Foot Brake ✓ Coolant System with Flexible Hose ✓ Slide out Swarf Tray ✓ Safety Chuck Guard ✓ Leadscrew Covers ✓



2 Axis DRO
AL-1000C



Slide Out Swarf Tray
AL-1000C

Taper Turning Attachment

- Suits Lathes
- 300mm taper turning travel
- Includes mounting brackets & stops



CODE	ex GST	inc GST
L258	\$900	\$990

MODEL		AL-346V	AL-356	AL-356V	AL-1000C	AL-1000D
ORDER CODE		L555D	L564E	L565D	L240D	L242D
Digital Readout	Opt. / ✓	✓	✓	✓	✓	✓
Quick Change Toolpost	Opt. / ✓	✓	✓	✓	Optional	Optional
Leadscrew Covers	~ / ✓	✓	✓	✓	✓	✓
Tool Height to Suit	mm	16	16	16	16	16
Distance Between Centres	mm	1000	1000	1000	1000	1000
Swing Over Bed	mm	330	356	356	360	360
Swing Over Gap	mm	450	476	476	516	516
Swing Over Cross Slide	mm	200	224	224	225	225
Centre Height	mm	165	178	178	178	178
Spindle Bore	mm	40	51	51	40	40
Camlock Spindle	size	D1-4	D1-5	D1-5	D1-4	D1-4
Bed Width	mm	181	187	187	190	190
Headstock Taper	MT	5	6	6	5	5
Tailstock Taper	MT	3	4	4	3	3
Cross Slide Travel	mm	160	160	160	175	175
Compound Slide Travel	mm	85	68	68	100	100
Leadscrew	Type	Metric	Metric	Metric	Imperial	Metric
Cross Feed (X)	mm-inch/rev	0.013-0.31	0.022-0.298	0.022-0.298	0.0013 – 0.0184	0.034 – 0.468
Longitudinal Feed (Z)	mm-inch/rev	0.053-1.29	0.078-1.044	0.078-1.044	0.0026 – 0.0368	0.068 – 0.936
Metric Thread Range	steps / mm	32 (0.4 - 7)	32 (0.45-10)	36 (0.45-10)	30 (0.4-7.0)	30 (0.4-7.0)
Imperial Thread Range	steps / TPI	36 (4 - 60)	20 (2-1/4 - 40)	20 (2-1/4 - 40)	32 (4-56)	32 (4-56)
Three Jaw Chuck Ø	mm	160	200	200	160	160
Four Jaw Chuck Ø	mm	200	200	200	200	200
Spindle Speeds	steps / rpm	Variable (70-2000)	16 (35-1900)	Variable (40-1800)	9 (82-2000)	18 (50-2000)
Motor Power	kW / hp	1.5 / 2	1.8 / 2.4	1.5 / 2	1.5 / 2	2.25 / 3
Voltage	V / Amp	240	415	240	240 / 15	415
Weight	kg	636	650	687	700	700
PRICE	ex GST	\$7,290	\$8,190	\$8,990	\$11,290	\$11,650
PRICE	inc GST	\$8,019	\$9,009	\$9,889	\$12,419	\$12,815



**HAFCO
METALMASTER**

AL-410 400 x 1000mm

- Gear drive headstock for quick change of spindle speeds & feeds
- Precision 'V'-beds are hardened and ground
- Foot operated spindle brake with safety cut out switch
- Adjustable taper roller bearings support the spindle
- 18 spindle speeds (65-2000rpm)
- Powered longitudinal and cross feeds
- D1-5 camlock spindle for quick and accurate chuck removal
- Removable gap bed-way for larger diameter jobs
- Enclosed quick action gearbox for thread cutting and auto feeding
- Chuck & change gear guards are fitted with micro switches

Includes: 2 Axis DRO ✓ 3-Jaw Chuck ✓ 4-Jaw Chuck ✓ Face Plate ✓ Foot Brake ✓ Safety Chuck Guard ✓ Fixed & Traveling Steadies ✓ Dead Centre ✓ Thread Chasing Dial ✓ Work Light ✓ Rear Splash Guard ✓ Coolant System ✓ Quick Change Toolpost ✓ Leadscrew Cover ✓



2 Axis Digital Readout
CL-38A



Quick Change Toolpost
AL-410 & CL-38A



Leadscrew Covers
AL-410 & CL-38A



One-Shot Slide-Way
Lubrication CL-38A



Quick Action Feed Gearbox
CL-38A



**HAFCO
METALMASTER**

CL-38A 410 x 1000mm

- Triple bearings supporting headstock spindle
- Precision hardened & ground 'V'-beds & headstock gears
- One piece cast iron base increases rigidity
- Foot operated spindle brake with safety cut out switch
- 250mm wide induction hardened heavy duty cast iron bed
- Removable gap bed allowing work piece to swing up to 580mm
- Powered longitudinal and cross feeds
- Lubrication pump on saddle oiling slides
- Universal enclosed gearbox with metric & imperial thread capabilities

Includes: 2 Axis DRO ✓ 3-Jaw Chuck ✓ 4-Jaw Chuck ✓ Face Plate ✓ Foot Brake ✓ Safety Chuck Guard ✓ Fixed & Traveling Steadies ✓ Dead Centre ✓ Thread Chasing Dial ✓ Work Light ✓ Rear Splash Guard ✓ Spindle Reducing Bush ✓ Coolant System ✓ Quick Change Toolpost ✓ Leadscrew Cover ✓

58mm
Bore

CL-410

HAFCO
METALMASTER**CL-410** 410 x 1000mm

- Triple bearings supporting headstock spindle
- Precision hardened & ground 'V'-beds & headstock gears
- One piece cast iron base increases rigidity
- Foot operated spindle brake with safety cut out switch
- 300mm wide induction hardened heavy duty cast iron bed
- Automatic lubrication pump oiling slides
- Powered longitudinal and cross feeds
- Removable gap bed way
- Universal enclosed gearbox, metric & imperial thread capabilities
- 5 position length-stop mechanism for accurate repetitive operation

Includes: 2 Axis DRO ✓ 3-Jaw Chuck ✓ 4-Jaw Chuck ✓ Face Plate ✓ Quick Change Toolpost ✓ Chuck Guard ✓ Leadscrew Cover ✓ Foot Brake ✓ Coolant System ✓ Dead Centres ✓ LED Work Light ✓ Fixed & Traveling Steadies ✓ Thread Chasing Dial ✓ Rear Splash Guard ✓ Spindle Reducing Bush ✓

Quick Change Toolpost
CL-4105 Position Adjustable
Length Stop CL-410Slideway Auto Lubrication
Pump CL-410Hardened & Ground
Bedways CL-410

Optional Accessories



p69



p72



p76

MODEL		AL-410	CL-38A	CL-410
ORDER CODE		L569D	L191D	L600D
Digital Readout	Optional / ✓	✓	✓	✓
Quick Change Toolpost	Optional / ✓	✓	✓	✓
Taper Turning Attachment	~ / ✓	~	~	~
Leadscrew Covers	~ / ✓	✓	✓	✓
Tool Height to Suit	mm	16	20	25
Distance Between Centres	mm	1000	1000	1000
Swing Over Bed / Swing Over Gap	mm	400 / 520	410 / 580	410 / 640
Swing Over Cross Slide	mm	250	255	224
Centre Height	mm	200	205	205
Spindle Bore	mm	52	52	58
Camlock Spindle	size	D1-5	D1-6	D1-6
Bed Width	mm	218	250	300
Headstock Taper	MT	6	6	6
Tailstock Taper	MT	4	4	4
Cross Slide Travel	mm	250	210	290
Compound Slide Travel	mm	80	140	128
Leadscrew	Type	Metric	Metric	Metric
Cross Feed (X)	mm/rev	0.011-0.276	0.025-0.85	0.014-0.784
Longitudinal Feed (Z)	mm/rev	0.0527-1.2912	0.05-1.7	0.031-1.70
Metric Thread Range	steps / mm	32 (0.4-7)	39 (0.2-14)	41 (0.1-14)
Imperial Thread Range	steps / TPI	36 (4-60)	45 (2-72)	60 (2-112)
Three Jaw Chuck Ø	mm	200	200	200
Four Jaw Chuck Ø	mm	200	250	250
Spindle Speeds	steps / rpm	18 (65-2000)	16 (45-1800)	12 (25-2000)
Motor Power	kW / hp	2.4 / 3.2	3.3 / 4.5	5.5 / 7.5
Voltage	V	415	415	415
Weight	kg	850	1550	1580
PRICE	ex GST	\$9,650	\$12,590	\$16,750
PRICE	inc GST	\$10,615	\$13,849	\$18,425



**HAFCO
METALMASTER**

CL Features

- Triple bearings supporting headstock spindle
- Precision hardened & ground 'V'-beds & headstock gears
- One piece cast iron base increases rigidity
- Foot operated spindle brake with safety cut out switch
- Powered longitudinal and cross feeds
- Removable gap bed way
- Universal enclosed gearbox, metric & imperial thread capabilities
- Metric / Imperial graduated dials to apron, cross slide & compound slide

**HAFCO
METALMASTER**

CL-460 460 x 1000mm
460 x 1500mm

- 80mm spindle bore
- 300mm wide induction hardened heavy duty cast iron bed
- 5 position length-stop mechanism for accurate repetitive operation
- Automatic lubrication pump oiling slides

**HAFCO
METALMASTER**

CL-560 560 x 1500mm
560 x 2000mm

- 105mm spindle bore
- 350mm wide induction hardened heavy duty cast iron bed
- 5 position length-stop mechanism for accurate repetitive operation
- Automatic lubrication pump oiling slides



Quick Change Toolpost
CL-460 & CL-560



Taper Turning Attachment
CL-460 & CL-560



Safety Chuck Guard
CL-460 & CL-560



Automatic Lubrication System
CL-460 & CL-560

Includes CL-460 & CL-560: 2 Axis DRO ✓ Quick Change Toolpost ✓ Taper Turning Attachment ✓ 3-Jaw Chuck ✓ 4-Jaw Chuck ✓ Faceplate ✓ Leadscrew Cover ✓ Coolant System ✓ Footbrake ✓ Chuck Guard with Micro ✓ LED Work Light ✓ Fixed & Travelling Steadies ✓ Rear Splash Guard ✓ Thread Chasing Dial ✓ Dead Centres ✓ Spindle Reducing Bush ✓

**105mm
Bore**



CL-560



One Shot Lubrication
CL-100A



Quick Change Toolpost
CL-100A



Taper Turning Attachment
CL-100A



Joystick Feed Control with
Rapid CL-100A



CL-100A 660 x 2000mm
CL-100A 660 x 3000mm

- 105mm spindle bore
- 400mm wide induction hardened heavy duty cast iron bed
- Spindle clutch to allow operator to switch between forward & reverse without shutting motor down
- X & Z axis rapid traverse selection lever incorporated on the saddle
- Heavy duty tailstock with rack & pinion crank handle
- Adjustable micro saddle length stop for repetition work
- One shot lubrication pump on saddle oiling slides

Includes: 2 Axis DRO ✓ Quick Change Toolpost ✓ Taper Turning Attachment ✓ 3-Jaw Chuck ✓ 4-Jaw Chuck ✓ Leadscrew Cover ✓ Faceplate ✓ Chuck Guard with Micro ✓ Footbrake ✓ Coolant System ✓ Work Light ✓ 2 x Fixed Steadies ✓ Travelling Steadies ✓ Rear Splash Guard ✓ Thread Chasing Dial ✓ Dead Centres ✓ Spindle Reducing Bush ✓



105mm
Bore

2 Fixed
Steadies
Supplied

CL-100A

MODEL		CL-460 x 1000	CL-460 x 1500	CL-560 x1500	CL-560 x2000	CL-100A	CL-100A
ORDER CODE		L606D	L607D	L610D	L611D	L627D	L628D
Digital Readout	Optional / ✓	✓	✓	✓	✓	✓	✓
Quick Change Toolpost	Optional / ✓	✓	✓	✓	✓	✓	✓
Taper Turning Attachment	~ / ✓	✓	✓	✓	✓	✓	✓
Leadscrew Covers	~ / ✓	✓	✓	✓	✓	✓	✓
Tool Height to Suit	mm	25	25	25	25	25	25
Distance Between Centres	mm	1000	1500	1500	2000	2000	3000
Swing Over Bed/Swing Over Gap	mm	460 / 690	460 / 690	560 / 785	560 / 785	660 / 900	660 / 900
Swing Over Cross Slide	mm	274	274	355	355	440	440
Centre Height	mm	230	230	280	280	330	330
Spindle Bore	mm	80	80	105	105	105	105
Camlock Spindle	size	D1-8	D1-8	D1-8	D1-8	D1-8	D1-8
Bed Width	mm	300	300	350	350	400	400
Headstock Taper	MT	6	6	7	7	7	7
Tailstock Taper	MT	4	4	5	5	5	5
Cross Slide Travel	mm	285	285	316	316	368	368
Compound Slide Travel	mm	128	128	130	130	230	230
Leadscrew	Type	Metric	Metric	Metric	Metric	Metric	Metric
Cross Feed (X)	mm/rev	0.014-0.784	0.014-0.784	0.020-0.573	0.020-0.573	0.044-1.48	0.044-1.48
Longitudinal Feed (Z)	mm/rev	0.031-1.70	0.031-1.70	0.059-1.646	0.059-1.646	0.022-0.74	0.022-0.74
Metric Thread Range	steps / mm	47 (0.1-14)	47 (0.1-14)	47 (0.2-14)	47 (0.2-14)	54 (0.45-120)	54 (0.45-120)
Imperial Thread Range	steps / TPI	60 (2-112)	60 (2-112)	60 (2-112)	60 (2-112)	54 (7/16-80)	54 (7/16-80)
Three Jaw Chuck Ø	mm	250	250	320	320	325	325
Four Jaw Chuck Ø	mm	350	350	400	400	400	400
Spindle Speeds	steps / rpm	12 (25-1860)	12 (25-1860)	12 (20 - 1600)	12 (20 - 1600)	16 (25-1600)	16 (25-1600)
Motor Power	kW / hp	5.5 / 7.5	5.5 / 7.5	7.5 / 10	7.5 / 10	7.5/10	7.5/10
Voltage	V	415	415	415	415	415	415
Weight	kg	1645	1810	2285	3000	3345	4310
PRICE	ex GST	\$18,250	\$19,750	\$22,250	\$24,250	\$29,950	\$33,450
PRICE	inc GST	\$20,075	\$21,725	\$24,475	\$26,675	\$32,945	\$36,795



TM Series

The Hafco Metalmaster Toolroom series precision lathes, proudly manufactured in Taiwan, have been a cornerstone of precision machining for over two decades. Renowned for their exceptional quality, reliability, and precision these lathes have earned the trust of engineering companies throughout Australia. With a diverse range of models available catering to various machining needs, they offer unparalleled performance and durability.



Features

- Triple SKF German made spindle bearings to ensure accuracy & rigidity for heavy cutting
- Thermal treated and precision ground headstock gears
- Induction hardened meehanite cast iron bed with precision ground "V"-beds
- Removeable gap bed way
- One-piece cast iron base increases rigidity and low vibration
- Foot operated spindle brake with safety cut out switch
- Cone clutch overload device in apron to ensure safety when operating
- Wear-resistant phosphor bronze lead screw nuts
- Powered longitudinal and cross feeds
- 4 position length-stop mechanism for accurate repetitive operation
- Universal enclosed gearbox with metric & imperial thread capabilities
- Metric / Imperial graduated dials to apron, cross slide & compound slide
- 2-Axis digital readout system



Made in
Taiwan

80mm
Bore



TM-1960G Shown

105mm
Bore



TM-2290G Shown



TM-1740G 430 x 1000mm
TM-1960G 480 x 1500mm

- 80mm spindle bore
- 300mm wide induction hardened cast iron bed
- Oil bath lubrication for cross feed screw & nuts provide extra degree of protection and prolong service life
- One shot lubrication pump on saddle oiling slides



TM-2260G 560 x 1500mm
TM-2290G 560 x 2200mm

- 105mm spindle bore
- 350mm wide induction hardened cast iron bed
- Heavy clamping two speed H/L tailstock
- Rapid traverse Z-Axis (TM-2290G)
- One shot lubrication pump on saddle oiling slides (TM-2260G)
- Slide-way mechanical lubrication pump driven via the saddle hand-wheel (TM-2290G)



Meehanite Cast Bed
TM Series



One Shot Slide Lubrication
TM Series




Thread Chasing Dial
TM Series



Graduated Compound Scale
TM Series



Adjust. 4 Position Length Stop
TM Series



Toolpost
TM Series



2-Axis DRO
TM Series



Steadies
TM Series



Rapid Longitudinal
TM-2290G, 2680G, 26120G



2 Speed Tailstock
TM-2260, 2290G, 2680G
& 26120G



TM-2680G 660 x 2000mm
TM-26120G 660 x 3300mm

- 120mm spindle bore
- 400mm wide induction hardened cast iron bed
- Heavy clamping two speed H/L tailstock
- Rapid traverse Z-Axis
- Slide-way mechanical lubrication pump driven via the saddle hand-wheel

Includes: 2 Axis DRO ✓ 3-Jaw Chuck ✓ Face Plate ✓
4-Jaw Chuck ✓ Fixed & Travelling Steadies ✓ Work light ✓
Coolant System ✓ Dead Centre ✓ Thread Chasing Dial ✓
Spindle Reducing Bush ✓ Full Length Rear Splash Guard ✓
4-Way Toolpost ✓ Safety Chuck Guard ✓

120mm
Bore




Made in
Taiwan



TM-2680G Shown

MODEL ORDER CODE		TM-1740G L632D	TM-1960G L634D	TM-2260G L637D	TM-2290G L638D	TM-2680G L639D	TM-26120G L642D
Digital Readout	Opt. / ✓	✓	✓	✓	✓	✓	✓
Quick Change Toolpost	Opt. / ✓	Optional	Optional	Optional	Optional	Optional	Optional
Taper Turning Attachment	~ / ✓	~	~	Optional	Optional	Optional	Optional
Tool Height to Suit	mm	25	25	25	25	30	30
Distance Between Centres	mm	1000	1500	1500	2200	2000	3300
Swing Over Bed	mm	430	480	560	560	660	660
Swing Over Gap	mm	650	690	788	788	890	890
Swing Over Cross-Slide	mm	235	275	340	340	438	438
Centre Height	mm	215	240	280	280	330	330
Spindle Bore	mm	80	80	105	105	120	120
Camlock Spindle	size	D1-8	D1-8	D1-8	D1-8	D1-11	D1-11
Bed Width	mm	300	300	350	350	400	400
Headstock Taper	MT	7	7	7	7	7	7
Tailstock Taper	MT	4	4	5	5	5	5
Cross Slide Travel	mm	250	250	300	300	375	375
Compound Slide Travel	mm	125	125	200	200	200	200
Leadscrew	Type	Metric	Metric	Metric	Metric	Metric	Metric
Cross Feed (X)	mm/rev	0.02-0.4	0.02-0.4	0.02-0.4	0.02-0.4	0.02-0.4	0.02-0.4
Longitudinal Feed (Z)	mm/rev	0.05-0.82	0.05-0.82	0.05-0.82	0.05-0.82	0.05-0.82	0.05-0.82
Metric Thread Range	steps/mm	17 (0.5-7)	17 (0.5-7)	24 (0.5-14)	24 (0.5-14)	24 (0.5-14)	24 (0.5-14)
Imperial Thread Range	steps/TPI	39 (4-56)	39 (4-56)	44 (2-56)	44 (2-56)	44 (2-56)	44 (2-56)
Three Jaw Chuck Ø	mm	275	275	310	310	310	310
Four Jaw Chuck Ø	mm	320	320	400	400	400	400
Spindle Speeds	steps/rpm	12 (40-2000)	12 (40-2000)	12 (16-1600)	12 (16-1600)	12 (12-1200)	12 (12-1200)
Motor Power	kW/hp	5.5/7.5	5.5/7.5	7.5/10	7.5/10	11.25/15	11.25/15
Voltage	V	415	415	415	415	415	415
Weight	kg	1910	2250	2550	2900	3200	4000
PRICE	ex GST	\$23,450	\$26,750	\$32,250	\$35,950	\$41,950	\$49,950
PRICE	inc GST	\$25,795	\$29,425	\$35,475	\$39,545	\$46,145	\$54,945



TM-HDX Series

The Hafco Metalmaster TM-HDX Toolroom Series lathes are manufactured in Taiwan and are designed to provide the best available performance, offering high cutting power and versatility for use in a wide range of industries including mining industry, power industry, oil industry, paper plants, and jobbing shops.

Capacities range from 860 up to 1060mm swing over the bed and from 1810mm up to 6310mm between centres with a standard 158mm spindle bore that can be upgraded to 238mm.

The 238mm spindle bore models are available to be specially ordered with inside/outside spindle noses for mounting chucks on both sides of the headstock making these the ideal lathe for monster sized workpieces such as large-diameter oil pipes or hydraulic cylinders.



Features

- Triple German made SKF spindle bearings supporting headstock spindle
- All gears and shafts made from alloy steel and are hardened & ground
- 510mm wide precision '3V'-bed-way is induction hardened & ground
- One-piece Meehanite cast base increases rigidity
- Overload protection on drive motor and coolant system
- X & Z axis rapid traverse on the saddle
- 12 spindle speeds 8-680rpm
- Universal enclosed gearbox incorporating metric & imperial thread capabilities
- Adjustable 4 position length-stop mechanism for accurate repetitive operation
- Large 158mm spindle bore with A2-11 spindle mount, (Optional 238mm – A2-15)
- Removable gap bed allowing for larger work pieces
- Two speed tailstock with tailstock moving device

Includes: 3-Jaw Chuck ✓
4-Jaw Chuck ✓ Face Plate ✓ Fixed
& Travelling Steadies ✓ Dead Centre ✓
Thread Chasing Dial ✓ Work Light ✓
Spindle Reducing Bush ✓ Rear Splash
Guard ✓

Optional Accessories



p69



p72

MODEL		TM-3370HDX	TM-3390HDX	TM-33130HDX	TM-33170HDX	TM-33210HDX
ORDER CODE		~	~	L645D	L646D	~
Swing Over Bed	mm			860		
Swing Over Cross Slide	mm			620		
Swing Over Gap	mm			1000		
Width of Gap	mm			475		
Distance Between Centres	mm	1810	2310	3310	4310	5310
Spindle Bore	mm			158 (238 opt.)		
Spindle Nose	size			A2-11 (A2-15 opt.)		
Bed Width	mm			510		
Headstock Taper	MT			7		
Tailstock Taper	MT			6		
Spindle Speeds	steps / rpm			12 (8-700)		
Motor Power	kW / hp / V			15 / 20 / 415		
Weight	kg	5700	6100	6800	7600	8400
PRICE	ex GST			\$83,950	\$92,950	
PRICE	inc GST			\$92,345	\$102,245	



Made in
Taiwan



TM-33130HDX

TM-33130HDX

Optional Extras



Quick Change Toolpost



Leadscrew Cover



Large 238mm Spindle Bore



Double Spindle



Tailstock 2 Speed



Leadscrew and Feedscrew
Support Recovered



Saddle Switch Board



Fixed & Travelling Steadies



Taper Turning Attachment



Larger Steadies Available

TM-3770HDX	TM-3790HDX	TM-37130HDX	TM-37170HDX	TM-37210HDX	TM-4170HDX	TM-4190HDX	TM-41130HDX	TM-41170HDX	TM-41210HDX
~	~	~	~	~	~	~	~	~	~
		960					1060		
		720					820		
		1100					1200		
				475					
1810	2310	3310	4310	5310	1810	2310	3310	4310	5310
				158 (238 opt.)					
				A2-11 (A2-15 opt.)					
				510					
				7					
				6					
				12 (8-700)					
				15 / 20 / 415					
5700	6100	6800	7600	8400	5700	6100	6800	7600	8400

Please Call For Competitive Prices



Champion 1550

JESCO Champion Features

- Toolroom quality precision lathe ideally suited for industry, the toolroom, training and secondary and tertiary education applications.
- Proudly manufactured in Taiwan by the (OEM) manufacturer, one of Europe's leading brands
- 270mm wide induction hardened meehanite cast iron bed with precision ground "V"-beds
- D1-6 camlock spindle with 54mm bore
- Thermal treated and precision ground headstock gears
- Wear-resistant phosphor bronze lead screw nuts
- One shot lubrication system on saddle lubricating slides
- Powered longitudinal and cross feeds
- Feed clutch in apron enabling pressure adjustment in both axis
- Universal enclosed gearbox with wide range of metric & imperial thread capabilities
- Slide out swarf tray for easy access cleaning

JESCO Champion 1550

- 16 spindle speeds (25-2000rpm) in geometric progression
- Foot operated spindle brake with safety cut out switch
- Removable gap bed for work piece to swing up to Ø610mm



Champion 1550VS

JESCO Champion 1530VS & 1550VS

- Constant Surface Speed (CSS) – auto spindle acceleration for optimised cycle times and greater tool performance
- Infinitely variable spindle speed drive, 18-2500rpm with integrated digital display
- Dual braking system – electromagnetic plus mechanical foot brake for safety

Includes: 2 Axis DRO ✓ 3-Jaw Chuck ✓ 4-Jaw Chuck ✓ Fixed & Travelling Steadies ✓ Safety Chuck Guard ✓ Leadscrew Cover ✓ 4-Way Toolpost ✓ Coolant System ✓ LED Work Light ✓ Dead Centre ✓ Thread Chasing Dial ✓ Spindle Reducing Bush ✓ Slide Out Swarf Tray ✓ Rear Splash Guard ✓ Face Plate (Champion 1550) ✓



Speed Control Lever
CHAMPION 1530VS/1550VS



Spindle Speed Levers
CHAMPION 1550



One Shot Lubrication
CHAMPION Models



Saddle Controls
CHAMPION Models

SERIES		STUDTURN		CHAMPION	
MODEL		1440VS	1530VS	1550VS	1550
ORDER CODE		L249VS	L252VS	L255VS	L254D
Swing Over Bed	mm	360		390	
Swing Over Cross Slide	mm	190		240	
Swing Over Gap	mm	560		610	
Width of Gap	mm	150	~	~	150
Distance Between Centres	mm	1000	730	1230	1230
Spindle Bore	mm	42		54	
Spindle Nose	size	D1-5		D1-6	
Bed Width	mm	250		270	
Headstock Taper	MT	5		6	
Tailstock Taper	MT	3		4	
Spindle Speeds	steps / rpm	Vari (35-2500)	Vari (20-2500)	Vari (20-2500)	16 (25-2000)
Motor Power	kW / hp / V	3.75 / 5 / 415		5.5 / 7.5 / 415	
Weight	kg	1100	1200	1500	1500
PRICE	ex GST	\$26,750	\$34,250	\$35,950	\$29,450
PRICE	inc GST	\$29,425	\$37,675	\$39,545	\$32,395




STUDTURN 1440VS

JESCO Studturn 1440VS

- Toolroom quality precision lathe ideally suited for industry, the toolroom, training and secondary and tertiary education applications.
- Manufactured in Taiwan for over 30 years
- Variable speed spindle drive, 35-2000rpm with high/low geared selection for maximum torque
- 250mm wide induction hardened meehanite cast iron bed with precision ground "V"-beds
- D1-5 camlock spindle with 42mm bore
- Removeable gap bed way for larger diameter jobs
- Hardened & precision ground headstock gears
- Powered longitudinal and cross feeds
- Universal gearbox provides a comprehensive range of metric, imperial, M.P. & D.P. threading
- One shot lubrication system on saddle lubricating slides

**Precision Taiwanese QUALITY,
sold for over 35 years**



Major

JESCO Major

- 510mm or 560mm Swing over bed with removable gap bed
- Distance between centres – 1000mm, 1500mm, 2000mm or 3000mm
- 16 spindle speeds from 20-1600rpm in geometric progression
- Optional infinitely variable spindle speed drive, 20-2000rpm
- Soft start spindle by inverter
- NSK adjustable taper roller bearings providing spindle accuracy
- Thermal treated and precision ground headstock gears
- Large 80mm spindle bore, D1-8 camlock spindle for quick chuck removal
- 345mm wide induction hardened meehanite cast iron bed with precision ground "V"-beds
- Wear-resistant phosphor bronze lead screw nuts
- Clutch in apron enabling pressure adjustment for feeding in both axis
- One shot lubrication system on saddle lubricating slides
- Universal enclosed gearbox incorporating metric & imperial thread capabilities
- Foot operated spindle brake with safety cut out switch

Includes: 2-Axis DRO ✓ 3-Jaw Chuck ✓ 4-Jaw Chuck ✓
Fixed & Travelling Steadies ✓ Leadscrew Cover ✓ Safety Chuck
Guard ✓ 4-Way Toolpost ✓ Coolant System ✓ Thread Chasing Dial ✓
Work Light ✓ Spindle Reducing Bush ✓ Dead Centre ✓
Slide Out Swarf Tray ✓

MAJOR							
2040	2060	2080	20120	2240	2260	2280	22120
~	~	~	~	~	~	~	~
	510				560		
	340				390		
	760				810		
950	1450	1950	2950	950	1450	1950	2950
			80				
			D1-8				
			345				
			7				
			6				
			16 (20-1600) / Optional Vari (20-2000)				
			11.25 / 15 / 415				
2250	2500	2850	4000	2500	2700	3050	4200



Slide Out Tray For Easy
Cleaning STUDTURN



Saddle
STUDTURN



Optional Sliding Toolpost
Guards to Suit JESCO Lathes



Optional Toolpost Guards
to Suit JESCO Lathes

Tools & Machine Accessories

Turning Tool Holders - HSS



- Made from high grade steel
- Case-hardened & ground
- NOTE: HSS Tool bits not supplied



Right



Straight

Left

SHANK SIZE W x H x L	TOOL BIT REQUIRED	STYLE	HAND	CODE	ex GST EACH	inc GST EACH
3/8 x 7/8 x 5"	1/4" (L0003)	American	Right	L070R	\$30	\$33.00
3/8 x 7/8 x 5"	1/4" (L0003)	American	Left	L070L	\$30	\$33.00
3/8 x 7/8 x 5"	1/4" (L0003)	American	Straight	L070S	\$30	\$33.00

Turning Tool Set - HSS



- 1 x R/H & 1 x L/H & 1 x Straight Tool Holders
- 10 or 12mm Centre Height
- 1 x 3/8" Boring Bar
- 2 x 1/8" & 2 x 3/16" HSS Tool Bits



CODE	ex GST	inc GST
L072	\$95	\$104.50

Parting Tool Holder - Standard

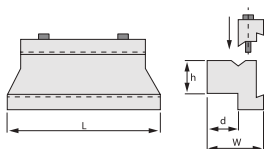
- Centre height 16mm
- NOTE: Parting blade not supplied



SHANK SIZE (WIDTH x HEIGHT)	OVERALL LENGTH	BLADE REQUIRED	CODE	ex GST	inc GST
10 x 22mm	125mm	1/2 x 3/32" (L0007)	L073	\$30	\$33

Parting Tool Holder - Block Type

- Centre height 12mm
- NOTE: Parting blade not supplied



HOLDER SIZE L W h d	BLADE REQUIRED	CODE	ex GST	inc GST
70 34 10 16	1/2 x 3/32" (L0007)	L074	\$40	\$44

High Speed Steel Bits



Square Bits



TYPE	No. Pieces	CODE	ex GST	inc GST
1/8" sq. x 2-1/2" long	3 Piece	L0001	\$15	\$16.50
3/16" sq. x 2-1/2" long	3 Piece	L0002	\$16	\$17.60
1/4" sq. x 2-1/2" long	3 Piece	L0003	\$18	\$19.80
5/16" sq. x 2-1/2" long	3 Piece	L0004	\$21	\$23.10
3/8" sq. x 3" long	2 Piece	L0005	\$19	\$20.90
1/2" sq. x 4" long	1 Piece	L0006	\$21	\$23.10



Part Off Blades




TYPE	No. Pieces	CODE	ex GST	inc GST
1/2" x 3/32" x 4" long	1 Piece	L0007	\$23	\$25.30
5/8" x 3/32" x 5" long	1 Piece	L0008	\$28	\$30.80

Boring Bars with Holders



- Double-ended with 45° & 90° square holes
- Supplied with screws & allen key
- NOTE: HSS Tool bits not supplied



BORING BAR DIA. x LENGTH	HOLDER SQUARE x LENGTH	TOOL BIT REQUIRED	CODE	ex GST	inc GST
Ø3/8 x 4-1/2"	1/2 x 2-1/8"	1/8" (L0001)	L100	\$20	\$22.00
Ø7/16 x 5-1/4"	5/8 x 2-1/2"	3/16" (L0002)	L101	\$20	\$22.00
Ø9/16 x 6-3/4"	3/4 x 3"	1/4" (L0003)	L102	\$25	\$27.50
Ø3/4 x 9"	1 x 3-3/4"	5/16" (L0004)	L103	\$35	\$38.50
Ø15/16 x 11-1/2"	1 1/4 x 4-1/2"	3/8" (L0005)	L104	\$40	\$44.00

HSS 8mm Boring Bar & Internal Threading Bar Set



- 1 x Small head boring bar
- 1 x Medium head boring bar
- 1 x Large head boring bar
- 1 x 60° Internal threading bar
- 1 x 55° Internal threading bar
- 1 x Clamp block holder
- 120mm solid HSS bar length



CODE	ex GST	inc GST
L006A	\$65	\$71.50

Knurling Tool Holders



- Diamond pattern medium knurl (L079 & L080)
- Adjustable height (L080)
- Fine medium course knurls (L070)



L079



L070



L080

HOLDER SIZE L x W x H	KNURLING WHEELS	KNURL TYPE	CODE	ex GST	inc GST
123.6 x 16 x 16mm	2	Medium	L079	\$40	\$44.00
76 x 9.5 x 16mm	2	Medium	L080	\$70	\$77.00
139 x 9.5 x 22mm	6	Fine - Medium - Coarse	L070	\$95	\$104.50

Knurling Tool Set - Double Sided Bar

- 12mm tool centre height at one end & 16mm at the other end
- Interchangeable heads with Medium, Fine & Straight Fine knurls

Centre Height	Head 1. Diamond	Head 2. Diamond	Head 3. Straight	CODE	ex GST	inc GST
12 or 16mm	Medium 2 wheels	Fine 2 wheels	Fine 1 wheel	L076	\$100	\$110



Tools & Machine Accessories

Turning Tool Set

- 11 piece set
- 7 x turning tools
- Brazed carbide tip
- 1 x parting tool
- 8mm square shank
- 2 x boring bars
- Aluminium case
- 1 x threading tool



CODE	ex GST	inc GST
L0085	\$45	\$49.50

HAFCO

Lathe Tool Set 10mm

- 4 x Turning & 1 x Boring Bar
- 4 x TCMT1102, 1 x CMT0902 Inserts (Re-Order Inserts: L062, L0615)



HAFCO

CODE	ex GST	inc GST
L0055	\$85	\$93.50

Boring Bar Set

- 8, 10, 12 & 16mm Boring Bars
- Inserts (pkt 10) CCMT060204 (Re-Order Inserts: L060)



TM



CODE	ex GST	inc GST
L430	\$290	\$319

Boring Bar Set

- 3 x Boring bars in set (8, 10, 12mm)
- Includes 3 x inserts
- Supplied in aluminium case (Re-Order Inserts: L060)



HAFCO

CODE	ex GST	inc GST
L431	\$100	\$110

Turning Tool Sets - Insert Type



HAFCO

SIZE	PIECE	CODE	ex GST	inc GST
12mm	7	L0099	\$170	\$187



HAFCO

SIZE	PIECE	CODE	ex GST	inc GST
16mm	7	L0077	\$180	\$198



L0098


REPLACEMENT INSERT SETS

SIZE	PIECE	SUITS KIT	CODE	ex GST	inc GST
12mm	9	L009	L009A	\$35	\$38.50
12mm	10	L0099	L0098	\$75	\$82.50
16mm	10	L0077	L0078	\$90	\$99.00

Parting System Kits

HAFCO

- 12mm parting block
- 19 x 2mm parting blade
- 19 x 3mm parting blade
- 5 x 2mm parting inserts
- 5 x 3mm parting inserts
- Key insert remover
- Hex key



CODE	ex GST	inc GST
L0100	\$130	\$143

- 16mm parting block
- 26 x 2mm parting blade
- 26 x 3mm parting blade
- 5 x 2mm parting inserts
- 5 x 3mm parting inserts
- Key insert remover
- Hex key



CODE	ex GST	inc GST
L0110	\$150	\$165

REPLACEMENT BLADES - Pkt 1

SIZE	SUITS KIT	CODE	ex GST	inc GST
19 x 2mm	L0100	L0102	\$27	\$29.70
19 x 3mm	L0100	L0103	\$27	\$29.70
26 x 2mm	L0110	L0112	\$29	\$31.90
26 x 3mm	L0110	L0113	\$29	\$31.90

REPLACEMENT INSERTS - Pkt 5

SIZE	TYPE	CODE	ex GST	inc GST
2mm	Inserts	L0117	\$35	\$38.50
3mm	Inserts	L0118	\$35	\$38.50

Turning Tool Kits

TM



L452 & L453

12mm			16mm		
PACKAGE CODE	L450		PACKAGE CODE	L451	
Turning Tool (R/H)	L015		Turning Tool (R/H)	L017	
Turning Tool (L/H)	L016		Turning Tool (L/H)	L018	
Boring Bar	L021		Boring Bar	L022	
Inserts (pkt 10) TCMT110204	L062		Inserts (pkt 10) TCMT110204	L062	
ex GST	\$290		ex GST	\$300	
inc GST	\$319		inc GST	\$330	

20mm			25mm		
PACKAGE CODE	L452		PACKAGE CODE	L453	
Turning Tool (R/H)	L039		Turning Tool (R/H)	L041	
Turning Tool (L/H)	L040		Turning Tool (L/H)	L042	
Boring Bar	L415		Boring Bar	L416	
Inserts (pkt 10) WNMG080404	L0534		Inserts (pkt 10) WNMG080404	L0534	
ex GST	\$390		ex GST	\$420	
inc GST	\$429		inc GST	\$462	

Parting Tool Kits

TM



12mm			16mm		
PACKAGE CODE	L464		PACKAGE CODE	L465	
Parting Off Block	L027		Parting Off Block	L028	
Parting Off Blade (26 x 2mm)	L468		Parting Off Blade (26 x 2mm)	L468	
2 x Inserts A2022	L0512		2 x Inserts A2022	L0512	
ex GST	\$180		ex GST	\$180	
inc GST	\$198		inc GST	\$198	

20mm			25mm		
PACKAGE CODE	L466		PACKAGE CODE	L467	
Parting Off Block	L029		Parting Off Block	L030	
Parting Off Blade (26 x 3mm)	L469		Parting Off Blade (32 x 3mm)	L4693	
2 x Inserts A2030	L0513		10 x Inserts A2030	L0513	
ex GST	\$180		ex GST	\$320	
inc GST	\$198		inc GST	\$352	

Threading Tool Kits

TM



12mm			16mm		
PACKAGE CODE	L456		PACKAGE CODE	L457	
Int. Threading Tool	L036		Int. Threading Tool	L037	
Ext. Threading Tool	L031		Ext. Threading Tool	L032	
1 x 55° 16ER Insert	L055		1 x 55° 16ER Insert	L055	
1 x 55° 16IR Insert	L057		1 x 55° 16IR Insert	L057	
1 x 60° 16ER Insert	L056		1 x 60° 16ER Insert	L056	
1 x 60° 16IR Insert	L058		1 x 60° 16IR Insert	L058	
ex GST	\$230		ex GST	\$230	
inc GST	\$253		inc GST	\$253	

20mm			25mm		
PACKAGE CODE	L458		PACKAGE CODE	L459	
Int. Threading Tool	L038		Int. Threading Tool	L0385	
Ext. Threading Tool	L033		Ext. Threading Tool	L034	
1 x 55° 16ER Insert	L055		1 x 55° 16ER Insert	L055	
1 x 55° 16IR Insert	L057		1 x 55° 16IR Insert	L057	
1 x 60° 16ER Insert	L056		1 x 60° 16ER Insert	L056	
1 x 60° 16IR Insert	L058		1 x 60° 16IR Insert	L058	
ex GST	\$290		ex GST	\$300	
inc GST	\$319		inc GST	\$330	

Quality ISO Standard Tipped



Inserts not included with tool holders.
Full list of inserts see p71



Turning Tools Holders



SCLC Style

• SCLC Style Positive Rake

Shank (WxH)	Type	CODE	ex GST	inc GST
10 x 10	R/H	L012	\$54	\$59.40
10 x 10	L/H	L0121	\$54	\$59.40

Inserts to suit (L060)



STGC Style

• STGC Style Positive Rake

Shank (WxH)	Type	CODE	ex GST	inc GST
12 x 12	R/H	L015	\$60	\$66.00
12 x 12	L/H	L016	\$60	\$66.00
16 x 16	R/H	L017	\$65	\$71.50
16 x 16	L/H	L018	\$65	\$71.50

Inserts to suit (L062)



MTJN

WTJN

• MTJN/WTJN Style Negative Rake

Shank (WxH)	Type	CODE	ex GST	inc GST
16 x 16	R/H	L044	\$70	\$77.00
16 x 16	L/H	L045	\$70	\$77.00
20 x 20	R/H	L046	\$95	\$104.50
20 x 20	L/H	L047	\$95	\$104.50
25 x 25	R/H	L048	\$105	\$115.50
25 x 25	L/H	L049	\$105	\$115.50

Inserts to suit (L064) (16mm MTJN)
(20, 25mm WTJN)



MWLN Style

• MWLN Style Negative Rake

Shank (WxH)	Type	CODE	ex GST	inc GST
20 x 20	R/H	L039	\$80	\$88.00
20 x 20	L/H	L040	\$80	\$88.00
25 x 25	R/H	L041	\$85	\$93.50
25 x 25	L/H	L042	\$85	\$93.50

Inserts to suit (L053)

Turning Tool Holders

New Range
for 2025



SCMT 09T3



VCMT 1103



SNMG 1204



VCMT 1604



RCMT 10T3



• SSSC 90° Square / Positive

Shank (WxH)	Type	CODE	ex GST	inc GST
12 x 12	R/H	L4050	\$60	\$66.00
16 x 16	R/H	L4052	\$65	\$71.50

R/H = Right Hand Inserts to suit (L0515)



• SVJC 93°- 35° Rhombic / Positive

Shank (WxH)	Type	CODE	ex GST	inc GST
12 x 12	R/H	L4058	\$60	\$66.00
16 x 16	R/H	L4060	\$65	\$71.50

R/H = Right Hand Inserts to suit (L0519)



• SRDCN Round / Positive

Shank (WxH)	Type	CODE	ex GST	inc GST
16 x 16	R/H	L4070	\$65	\$71.50
20 x 20	R/H	L4071	\$80	\$88.00
25 x 25	R/H	L4072	\$85	\$93.50

R/H = Right Hand Inserts to suit (L0525)



• PSSNR 45°- 90° Square / Negative

Shank (WxH)	Type	CODE	ex GST	inc GST
20 x 20	R/H	L4054	\$80	\$88.00
25 x 25	R/H	L4056	\$85	\$93.50

R/H = Right Hand Inserts to suit (L0517)



• SVJC 93°- 35° Rhombic / Positive

Shank (WxH)	Type	CODE	ex GST	inc GST
20 x 20	R/H	L4062	\$80	\$88.00
25 x 25	R/H	L4064	\$85	\$93.50

R/H = Right Hand Inserts to suit (L0521)

Boring Bar Holders



SCLC Style

• SCLC Style Positive Rake

D	B	Type	CODE	ex GST	inc GST
8	10	R/H	L020	\$60	\$66
10	12	R/H	L0201	\$60	\$66

D = Bar Diameter, B = Min. Bore, R/H = Right Hand

Inserts to suit (L060)



STFC Style

• STFC Style Positive Rake

D	B	Type	CODE	ex GST	inc GST
12	16	R/H	L021	\$60	\$66.00
16	20	R/H	L022	\$65	\$71.50
20	25	R/H	L023	\$75	\$82.50

D = Bar Diameter, B = Min. Bore, R/H = Right Hand

Inserts to suit (L062)



MTUN Style

• MTUN Style Negative Rake

D	B	Type	CODE	ex GST	inc GST
20	25	R/H	L0235	\$130	\$143
25	32	R/H	L024	\$150	\$165

D = Bar Diameter, B = Min. Bore, R/H = Right Hand

Inserts to suit (L064)



MWLN Style

• MWLN Style Negative Rake

D	B	Type	CODE	ex GST	inc GST
20	25	R/H	L415	\$130	\$143
25	32	R/H	L416	\$150	\$165
32	40	R/H	L417	\$180	\$198

D = Bar Diameter, B = Min. Bore, R/H = Right Hand

Inserts to suit (L053)

Threading Tool Holders



SER Style

• SER Style Negative Rake

Shank (WxH)	CH	Type	CODE	ex GST	inc GST
12 x 12	12	R/H	L031	\$85	\$93.50
16 x 16	16	R/H	L032	\$85	\$93.50
20 x 20	20	R/H	L033	\$90	\$99.00
25 x 25	25	R/H	L034	\$90	\$99.00

R/H = Right Hand, L/H = Left Hand

Inserts to suit (L055 & L056)



SIR Style

• SIR Style Negative Rake

D	B	Type	CODE	ex GST	inc GST
16 (13 Step)	15	R/H	L036	\$80	\$88.00
16	20	R/H	L037	\$80	\$88.00
20	24	R/H	L038	\$85	\$93.50

D = Bar Diameter, B = Min. Bore, R/H = Right Hand

Inserts to suit (L057 & L058)

Parting Blocks & Blades

• SBN Style



Centre Height	Suits Blade	CODE	ex GST	inc GST
12	26	L027	\$75	\$82.50
16	26	L028	\$75	\$82.50
20	26	L029	\$75	\$82.50
20	32	L029B	\$90	\$99.00
25	32	L030	\$100	\$110.00

• SGIH (Kennametal) Style



BLADE SIZE	INSERTS TO SUIT	CODE	ex GST	inc GST
26 x 2	L0512	L468	\$90	\$99.00
26 x 3	L0513	L469	\$90	\$99.00
32 x 3	L0513	L4693	\$100	\$110.00

Full list of inserts see below

ISO Tungsten

KYOCERA

JAPANESE CARBIDE

TURNING INSERTS - KYOCERA
(Pack of 10)

TYPE	GRADE	CODE	ex GST	inc GST
CCMT 060204GK	CA125P	L060	\$90.00	\$99.00
CCMT 9T304GK	CA125P	L060A	\$130.00	\$143.00
TCMT 090204HQ	CA125P	L0615	\$85.00	\$93.50
TCMT 110204HQ	CA125P	L062	\$85.00	\$93.50
TCMT 16T304HQ	CA125P	L054	\$121.00	\$133.10
TPMR 110304	CA125P	L061	\$75.00	\$82.50
TPMR 160308	CA125P	L063	\$135.00	\$148.50
TNMG 160404HQ	CA115P	L0644	\$115.00	\$126.50
TNMG 160408PS	CA125P	L064	\$109.00	\$119.90
TNMG 160408MS	CA6525	L0648	\$115.00	\$126.50
CNMG 120408PMG	CA125P	L0602	\$130.00	\$143.00
SCMT 09T304HQ	CA125P	L0515	\$130.00	\$143.00
SNMG 120404HQ	CA125P	L0517	\$150.00	\$165.00
WNMG 080408PS	CA125P	L053	\$121.00	\$133.10
WNMG 080404HQ	CA115P	L0534	\$121.00	\$133.10
WNMG 080408MS	CA6525	L0538	\$121.00	\$133.10

TURNING INSERTS - Canela
(Pack of 10)

TYPE	GRADE	RADIUS	CODE	ex GST	inc GST
VCMT 110304	TN15	0.4	L0519	\$150.00	\$165.00
VCMT 160404	TN15	0.4	L0521	\$170.00	\$187.00
RCMT 10T3M0	TN15	~	L0525	\$150.00	\$165.00

MILLING INSERTS - KYOCERA & SUMITOMO (Pack of 10)

TYPE	GRADE	CODE	ex GST	inc GST
SEKT 1204-AFEN-S	PR1225	L065	\$180.00	\$198.00
TPMN 160308	PR660	L066	\$120.00	\$132.00
TPKN 2204-PDTR	PR1225	L069	\$210.00	\$231.00
APMT 103504PDER-H	ACZ330	L059	\$150.00	\$165.00

THREADING INSERTS - HAFCO
(Pack of 5)

TYPE	PITCH	TPI	CODE	ex GST	inc GST
11ERM 60° External	0.5-1.75	48-14	L0546	\$50.00	\$55.00
16ERM 55° External	~	48-8	L055	\$54.00	\$59.40
16ERM 60° External	0.5-3.0	48-8	L056	\$54.00	\$59.40
16IRM 55° Internal	~	48-8	L057	\$54.00	\$59.40
16IRM 60° Internal	0.5-3.0	48-8	L058	\$54.00	\$59.40

PARTING INSERTS - KENAMETAL
(Pack of 10)

TYPE	GRADE	RADIUS	CODE	ex GST	inc GST
A2022 N00CR02	K5025	0.2	L0512	\$109.00	\$119.90
A2030 N00CR02	K5025	0.2	L0513	\$109.00	\$119.90

Grade Selections:

- CA125P.....Rough to interruption cutting of steel. Good wear resistance (Coated)
- CA115P.....High speed finishing of steel. Continuous to light interruption
- CA6525.....General cutting of stainless steel from finishing to roughing continuous to interruption cutting
- TN-15.....General purpose, medium-range grade suitable for machining a variety of materials, including steels, cast irons, and some non-ferrous metals
- V122.....General purpose for finishing and medium roughing on steels, stainless steels and cast iron (Coated)
- V224.....For finishing & light roughing with high fracture toughness (Coated)
- V234.....For heavy machining, particular suitable when turning Austenitic stainless steels. Reduces build up on the cutting edge
Covers a range from P30-P40 (Coated)
- V134.....For heavy machining, particular suitable when turning Austenitic stainless steels. Reduces build up on the cutting edge
Covers a range from P25-P40 (Coated)
- S5K.....For severe applications at relatively low cutting speeds on plain carbon, alloy steels & stainless steels
- K5025.....Suitable for heavy machining, particular suitable when turning Austenitic stainless steels
- ACZ330.....For general purpose milling in steels and stainless steel. Covers a range from P10-P30 (PVD Coated)
- PR1225.....Superior wear and oxidation-resistant MEGA COAT on micro-grain carbide substrate.
Applications: General and high feed drilling and milling of steel and stainless steel
- PW30.....Features stable wear and chipping resistance for milling steel

Tools & Machine Accessories

Dead Centres

- Precision ground
- Carbide tipped



TAPER	CODE	ex GST	inc GST
2MT	C040	\$18	\$19.80
3MT	C041	\$25	\$27.50



Lathe Carrier - (Bent Tail)

- Manufactured from malleable iron
- Square head bolt clamp screw
- Baked enamel finish



SIZE	TYPE	CODE	ex GST	inc GST
22-38mm	Bent Tail	L081	\$50	\$55

Standard Live Centres

- Centre shaft manufactured from SKS3 steel and vacuum heat treated
- Precision ground
- Centre runs on taper roller bearing and needle roller bearing



TAPER	POINT TYPE	CODE	ex GST	inc GST
2MT	Standard	C050	\$70	\$77.00
3MT	Standard	C052	\$80	\$88.00
4MT	Standard	C054	\$95	\$104.50

Pipe Centres

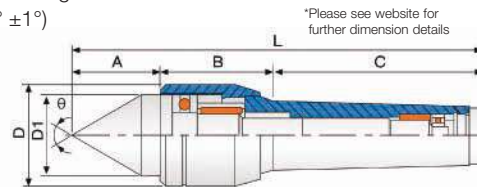
- The cone has a taper of 70°
- Manufactured from CR-MO steel
- Hardened and ground to HRC 60 ±1°



TAPER	CONE DIAMETER	MAX RPM	LOAD	CODE	ex GST	inc GST
3MT	Ø25-106mm	3000	500kg @ 100rpm	C045	\$210	\$231
4MT	Ø40-128mm	2000	500kg @ 100rpm	C046	\$250	\$275
5MT	Ø45-156mm	1900	800kg @ 100rpm	C047	\$360	\$396

Heavy Duty Live Centres & Live Centre Sets - Interchangeable Tips

- Toolmaster live centre are assembled with a thrust bearing, needle bearing & ball bearing
- Centre shaft & main body are made of bearing alloy steel & hardened to (HRC60° ±1°)
- Suitable for medium to high speed lathes with heavy loads
- Taiwanese quality



*Please see website for further dimension details



Standard Live Centre & Extended Point Centres

TAPER	POINT TYPE	SPEED	LOAD	CODE	ex GST	inc GST
3MT	Extended	3500rpm @ 80kg	400kg @ 100rpm	C057	\$170	\$187
4MT	Extended	3000rpm @ 180kg	600kg @ 70rpm	C059	\$200	\$220
5MT	Standard	2000rpm @ 400kg	1065kg @ 70rpm	C060	\$350	\$385

Live Centre Sets - Interchangeable Tips

TAPER	SPEED	LOAD	CODE	ex GST	inc GST
2MT	5000rpm @ 40kg	200kg @ 100rpm	C0625	\$170	\$187
3MT	3500rpm @ 80kg	400kg @ 100rpm	C0635	\$200	\$220
4MT	3000rpm @ 180kg	600kg @ 70rpm	C0645	\$220	\$242

Live Centres

- 60° point angle
- 300 series - Pipe series, compatible with optional pipe cones
See website for more details www.machineryhouse.com.au
- 500 series - Heavy duty range designed for high loads

500 Series

MODEL	TAPER	POINT TYPE	MAX SPEED	MAX LOAD CAP.	WEIGHT kg	CODE	ex GST	inc GST
LC533	3MT	Standard	4500rpm	500	1.2	C072	\$471.82	\$519
LC544	4MT	Standard	4000rpm	1000	1.4	C074	\$600.00	\$660
LC555	5MT	Standard	2500rpm	4000	3.6	C075	\$780.00	\$858
LC566	6MT	Standard	1800rpm	7000	6.7	C076	\$1,720	\$1,892



500 Series



300 Series

300 Series

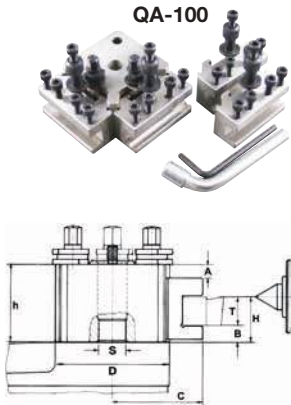
MODEL	TAPER	POINT TYPE	MAX SPEED	MAX LOAD CAP.	WEIGHT kg	CODE	ex GST	inc GST
LC333	4MT	Standard	4500rpm	500	1.2	C079	\$617.27	\$679
LC344	5MT	Standard	4000rpm	650	1.4	C080	\$900.00	\$990
LC355	6MT	Standard	2500rpm	3000	3.6	C081	\$1,726.36	\$1,899



Tools & Machine Accessories

Quick Change Toolposts

- All bearing surfaces are precision ground to ensure rigidity
- Handy lathe accessory for tool rooms and general engineering shops
- Ease of operation cuts set-up time by 90%
- No shims are required to adjust tools to correct centre height
- Easily fitted to most centre lathes
- Includes tool holders to suit - please refer to table below
- Please Note: Some machining required to suit your lathe



Detailed drawings available

Quick Change Toolpost

MODEL	CENTRE HEIGHT	A	B	C	D	h	H	S	T	No. of SIDES	No. of HOLDERS	WEIGHT kg	CODE	ex GST	inc GST
QA-100	75-115	14	6	50	58	40	18-30	20 & 10	12	2	4	2.72	L280	\$200	\$220.00
QA-120	115-125	19	11	52	63.5	57.15	23	14 x 1.5	12	2	4	3.6	L291	\$160	\$176.00
QA-140	150-170	5	13	60	66	70	29-50	16	16	2	4	7.8	L292	\$180	\$198.00
QA-150	150-170	15	20	60	74	60	28-41	24	16	2	4	5.5	L295	\$600	\$660.00
"BR-BP"	202	15	13	90	115	75	38-53	28	25	3	6	17.5	L294	\$650	\$715.00
"B"	230	18	15	100	125	85	47-65	30	32	3	5	22	L296	\$650	\$715.00
"C"	280	21	19	108	145	94	51-72	38	32	3	5	20	L297	\$850	\$935.00

Additional Holders (Suits QA-140)





NOTE: HSS toolbits not supplied see page 68



TYPE	CODE	ex GST	inc GST
Parting	L292B	\$40	\$44.00
Knurling	L292C	\$50	\$55.00

Models:

A, BR-BP, B, C



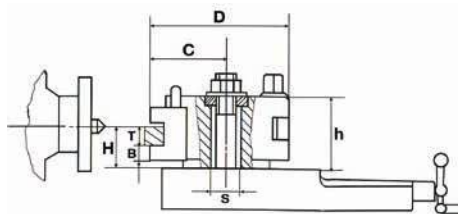
Additional Holders

CODE	ex GST	inc GST
L280A	\$45	\$49.50
L291A	\$40	\$44.00
L291B	\$55	\$60.50
L291C	\$65	\$71.50
L292A	\$45	\$49.50
L295A	\$80	\$88.00
L294A	\$80	\$88.00
L296A	\$90	\$99.00
L297A	\$100	\$110.00

Quick Change Toolposts - 40 positions



- The system allows a repeat accuracy of 0.01mm with 40 possible angular positions of the tool holder
- Body and tool holder are both made of high quality steel which is hardened and ground
- Tool holder is clamped against the body by an eccentric bolt
- Supplied with 3 square tool holders and one vee tool



MODEL	LATHE SWING	B	C	D	h	H	S	T	NO. OF HOLDERS	WEIGHT kg	CODE	ex GST	inc GST	ADDITIONAL HOLDERS	ex GST	inc GST
B2	300-500	14	73	150	76	38-57	32	25	4	9.8	L2994	\$720	\$792	L2995	\$150	\$165
C3	400-700	16	73-103	192-202	107	47-91	40	32	4	14.3	L2996	\$1,290	\$1,419	L2997	\$170	\$187

Vertical Mill Slide - Small

- 2 x 5mm T-slots
- 20mm locating spigot and bush
- Vertical movement: 40mm
- Base dimensions: 50 x 55mm



TABLE SIZE	Vert Travel	CODE	ex GST	inc GST
50 x 90mm	40mm	L276	\$120	\$132



Vertical Mill Slide

- Suits Lathes with 125mm or higher centre height
- Can be adapted to most bench lathes
- Vice size: 63mm



TABLE SIZE	Vert Travel	CODE	ex GST	inc GST
100 x 150mm	80mm	L277	\$140	\$154



Machine Mounts

- Suitable for all machines to level & reduce vibration



CAPACITY	SIZE	THREAD x LENGTH	CODE	ex GST	inc GST
100kg	Ø85mm	M10 x 70mm	M001	\$35	\$38.50
250kg	Ø120mm	M12 x 85mm	M0015	\$45	\$49.50
500kg	Ø102mm	M16 x 90mm	M002	\$90	\$99.00

Rubber Floor Mat

RFM-900

- Ideal for the workshop
- Clips together for desired size area needed

910 x 910mm
10mm Thick



CODE	ex GST	inc GST
M805	\$29	\$31.90

Clips Together

Rubber Floor Mat

RFM-1500

- Ideal to reduce fatigue in your legs, feet & back, while standing on hard surfaces for long periods of time

1505 x 905mm
8mm Thick



CODE	ex GST	inc GST
M800	\$40	\$44

Leadscrew Cover Kits

LSGC-1000 & LSG Series

- Exposed rotating leadscrew shafts on lathes now can be guarded with these LSGC covers
- Suitable for bench & centre lathes
- Metal concertina covers resistant to swarf and shavings (LSGC-1000)
- Nylon material curtains resistant to swarf and shavings (LSG Series)
- Ease of installation - shafts do not need to be removed (LSG Series)
- Includes 1 set of standard brackets, that may require modification to suit your machine



LSGC-1000 KIT



LSG-1000, LSG-1500,
LSG-2000, LSG-3000 KITS

MODEL	SUITS Distance Between Centres	CODE	ex GST	inc GST
LSGC-1000	Up to 1000mm	G659	\$690	\$759

MODEL	SUITS Distance Between Centres	CODE	ex GST	inc GST
LSG-1000	Up to 1000mm	G660	\$1,790	\$1,969
LSG-1500	Up to 1500mm	G662	\$1,950	\$2,145
LSG-2000	Up to 2000mm	G664	\$2,090	\$2,299
LSG-3000	Up to 3000mm	G666	\$2,490	\$2,739

Safety Specs & Face Shield



7-ACC
Hard-coat anti-scratch lens
380 UV Protection

7-BZC
Anti-fog & anti-scratch lens
Includes pouch & strap

AS/NZS 1337.1

7-FSC
Light-weight material
Ratchet size adjustment

Model	Type	CODE	ex GST	inc GST
7-ACC	General	W105	\$6.00	\$6.60
7-BZC	Industrial	W106	\$17.27	\$19.00

Safety Chuck Guards

Lathe Chuck Guards

- Complete with mounting bracket, micro switch, and wiring for 12V or 24V
- Retro fits to all centre or bench lathes



MODEL	SUITS Centre Height	SUITS 3-Jaw	SUITS 4-Jaw	CODE	ex GST	inc GST
LG-7	178mm	160mm	200mm	G610	\$180	\$198
LG-8	203mm	200mm	250mm	G612	\$200	\$220
LG-10	255mm	315mm	350mm	G614	\$270	\$297
LG-13	330mm	315mm	400mm	G616	\$320	\$352

Mill/Drill Guard

- Universal guard can be fitted to drill or mill drill
- Complete with mounting bracket, micro switch & wiring to suit 12 or 24V



MODEL	CODE	ex GST	inc GST
MG-1	G601	\$65	\$71.50

Turret Mill Guards

- Universal guards can be fitted to turret mill heads
- Complete with mounting bracket, micro switch & wiring to suit 12 or 24V



MODEL	SUITS MILL HEAD	CODE	ex GST	inc GST
MG-3	Belt Drive Head	G603	\$290	\$319
MG-4	Variable Speed Head	G605	\$290	\$319

3-Jaw Self-Centring Lathe Chucks

- Manufactured from cast iron to ISO 9001-2000
- Standard accuracy



Standard Backplate Mount

SIZE mm	BAR CAP. mm	RING CAP. mm	BORE mm	MAX. rpm	WEIGHT kgs	CODE	ex GST	inc GST
80	2-22	22-63	16	4000	1.9	C198	\$100	\$110
100	2-30	30-80	22	3500	3.3	C200	\$110	\$121
125	2.5-40	38-110	30	3000	5.6	C202	\$120	\$132
160	3-55	55-145	45	2500	9	C203	\$170	\$187
200	4-85	65-200	65	2000	16	C205	\$230	\$253
250	6-110	90-250	80	1600	26.6	C206	\$300	\$330
320	11.5-145	110-340	100	1200	52.3	C208	\$650	\$715
400	15-210	120-400	145	1000	82	C210	\$990	\$1,089



C202



C260

Camlock Direct Mount

SIZE mm	BAR CAP. mm	RING CAP. mm	BORE mm	MAX. rpm	WEIGHT kgs	MOUNT	CODE	ex GST	inc GST
160	3-55	55-145	40	2500	9	D1-4	C260	\$270	\$297
200	4-85	65-200	50	2000	16	D1-4	C262	\$360	\$396
200	4-85	65-200	50	2000	15	D1-5	C2625	\$360	\$396
250	6-110	90-250	80	1600	24	D1-6	C263	\$460	\$506
250	6-110	90-250	80	1600	24	D1-8	C264	\$520	\$572
315	11.5-165	110-320	100	1200	46	D1-8	C269	\$950	\$1,045
400	11.5-210	110-400	130	1000	82	D1-8	C2695	\$1,350	\$1,485
400	11.5-210	110-400	135	1000	82	D1-11	C270	\$1,350	\$1,485
500	11.5-210	150-500	190	800	137	D1-11	C2706	\$2,150	\$2,365

Front Mounting Backplate Mount - Ideal for rotary tables

SIZE mm	BAR CAP. mm	RING CAP. mm	PITCH Ø mm	BORE mm	MAX. rpm	WEIGHT kgs	CODE	ex GST	inc GST
130	3-40	40-130	115	30	3800	6	C280	\$180	\$198
160	3-55	55-145	142	45	2500	8.9	C2806	\$210	\$231
200	4-85	65-200	180	65	2000	15	C281	\$270	\$297



C2806

3-Jaw Lathe Chucks

High Precision Self-Centering

Auto Strong are one of the world's leading manufacturers of lathe chucks. The SK Series are manufactured in Taiwan with a high precision gripping accuracy of 0.03mm and with a Meehanite casting body they are suitable for high-speed applications

- 3 Jaw self centering lathe chuck
- High precision gripping accuracy of 0.03mm (0.0012") T.I.R
- 2 Piece hard jaws could be used as internal jaws and external jaws
- Meehanite chuck body suitable for high speed (Max. 2000rpm)
- Plain back suitable for front or rear back plate mounting
- Optional bolt on soft jaws are available



C7003



Backplate Mount

Model	SIZE mm	BORE Ø mm	MOUNTING TYPE	GRIPPING RANGE OD mm	GRIPPING RANGE ID mm	MAX. SPEED rpm	WEIGHT kgs	CODE	ex GST	inc GST
SK-6	167	45	Back Plate	4 - 160	55 - 150	2000	9	C7003	\$630	\$693
SK-8	200	58	Back Plate	8 - 190	68 - 180	2000	16	C7005	\$790	\$869
SK-9	232	70	Back Plate	11 - 220	70 - 210	2000	24	C7006	\$930	\$1,023
SK-10	273	89	Back Plate	12 - 260	80 - 250	1800	32	C7007	\$1,250	\$1,375
SK-12	310	105	Back Plate	15 - 300	90 - 290	1800	46	C7008	\$1,750	\$1,925
SK-16	405	160	Back Plate	30 - 380	110 - 360	1500	100	C7010	\$4,350	\$4,785

4-Jaw Lathe Chucks



Self Centring Chucks Backplate Mount

SIZE mm	BORE mm	WEIGHT kgs	CODE	ex GST	inc GST
100	22	3	C721	\$170	\$187
125	30	5.1	C722	\$190	\$209
160	45	8.7	C723	\$250	\$275
200	65	17	C724	\$340	\$374



C724

Independent Chucks Backplate Mount

SIZE mm	BORE mm	WEIGHT kgs	CODE	ex GST	inc GST
100	25	3.2	C230	\$105	\$115.50
125	30	5.1	C232	\$115	\$126.50
160	55	9.2	C250	\$160	\$176.00
200	70	15	C251	\$220	\$242.00
250	100	23	C255	\$290	\$319.00
320	115	40	C257	\$490	\$539.00
400	125	55	C258	\$650	\$715.00
500	170	102	C259	\$1,050	\$1,155.00
630	180	159	C259A	\$1,650	\$1,815.00



C232



C250

Independent Chucks Camlock Mount

SIZE mm	BORE mm	WEIGHT kgs	MOUNT	CODE	ex GST	inc GST
200	56	15	D1-4	C252	\$270	\$297
200	56	17.5	D1-5	C253	\$270	\$297
250	75	23	D1-6	C256	\$370	\$407
320	95	40.5	D1-8	C256A	\$590	\$649
400	125	78	D1-8	C273	\$820	\$902
500	160	124	D1-11	C274	\$1,190	\$1,309
630	180	216	D1-11	C275	\$2,090	\$2,299



C273

Camlock Back Plates

- Spindle mount side of back plate is machined ready to fit to lathe
- Back plate face require machining to mount your lathe chuck
- Made from quality cast iron
- Supplied with camlock pins

SIZE	DIAMETER mm	CODE	ex GST	inc GST
D1-4	200	L287	\$150	\$165
D1-5	250	L2875	\$200	\$220
D1-6	320	L289	\$250	\$275
D1-8	325	L286	\$290	\$319
D1-11	400	L2884	\$360	\$396



L287

L289



Made in Taiwan

Auto Strong

Soft Jaw Sets

- Tongue & groove soft jaws to suit Auto Strong Lathe chucks
- Manufactured from S45C steel



C7017

Suits Chuck Size	CODE	ex GST	inc GST
SK-6	C7017	\$80	\$88
SK-8	C7019	\$90	\$99
SK-9 & SK-10	C7021	\$100	\$110
SK-12	C7022	\$220	\$242
SK-16	C7023	\$590	\$649

Tools & Machine Accessories

Jobber Drill Set

- 170 pieces 1-10mm
- 10 drills each size up to 8mm then 5 per size
- HSS precision ground flutes - 135° point

CODE	ex GST	inc GST
D126	\$190	\$209



Reduced Shank Drill Set

- 8 Piece set
- Standard 118° point
- Suitable for metal, wood or plastics
- M2 Grade HSS
- Bright finish

SHANK	RANGE	CODE	ex GST	inc GST
13mm	13-25mm	D117	\$130	\$143



Industrial Drill Sets

- Precision ground flutes, HSS M2 bright finish,
- 135° split point centre for toolrooms



Reduced Shank Drill Sets

- 8 Piece set
- Industrial quality HSS M35 grade inc 5% Co. bronze finish
- 135° point angle



SHANK	RANGE	CODE	ex GST	inc GST
13mm	13-25mm	D1171	\$200	\$220
1/2"	9/16-1"	D1181	\$250	\$275

Precision Drill Sets

- Made from M2 High Speed Steel (HSS) offering the best combination of strength, heat & wear resistance
- Bright finish for general purpose applications



PIECE	TYPE	RANGE	INCREMENTS	CODE	ex GST	inc GST
51	Metric	1-6mm	0.1mm	D1285	\$130	\$143.00
25	Metric	1-13mm	0.5mm	D1272	\$95	\$104.50
29	Imperial	1/16-1/2"	1/64"	D1282	\$110	\$121.00

Morse Taper Shank Drill Set - 10 piece

- 2MT shank
- 14.5, 15, 16, 17, 18, 19, 20, 21, 22, & 23mm
- M2 grade HSS • Bright finish
- Standard 118° point

CODE	ex GST	inc GST
D119	\$230	\$253



Industrial Morse Taper Shank Drill Set

- 10 Piece
- 135° point
- 14.5, 15, 16, 17, 18, 19, 20, 21, 22, & 23mm
- Industrial quality HSS M35 Grade INC 5% Co,
- 2MT shank
- Bronze finish

CODE	ex GST	inc GST
D122	\$390	\$429



SW10 Spot Weld Drill Bit


- Ø10mm double ended cutter
- Hexagonal drive shank - 7mm
- Retractable centre point
- AF Quality alloy steel cutter

CODE	ex GST	inc GST
D099	\$22	\$24.20



Drill Gauge - Metric & Imperial

- Manufactured from high quality stainless steel
- Metric Size Range:
1.0, 1.5, 2.0, 2.5, 3.0, 3.5, 4.0, 4.5, 5.0, 5.5, 6.0, 6.5, 7.0, 7.5, 8.0, 8.5, 9.0, 9.5, 10.0, 10.5, 11.0, 11.5, 12.0, 12.5, 13.0mm
- Imperial Size Range:
1/16, 5/64, 3/32, 7/64, 1/8, 9/64, 5/32, 11/64, 3/16, 13/64, 7/32, 15/64, 1/4, 25/64, 3/8, 23/64, 11/32, 21/64, 5/16, 19/64, 9/32, 17/64, 13/32, 27/64, 7/16, 29/64, 15/32, 31/64, 1/2"



CODE	ex GST	inc GST
M988	\$20	\$22



Industrial Jobber Drill Packs

- Industrial M35 grade high speed steel
- Ground flute & split point
- 135° ground drill point



Ø (mm)	Qty	CODE	ex GST	inc GST
1.0	10	D8150	\$9	\$9.90
1.5	10	D8151	\$9	\$9.90
2.0	10	D8152	\$9	\$9.90
2.5	10	D8153	\$9	\$9.90
3.0	10	D8154	\$12	\$13.20
3.5	10	D8155	\$12	\$13.20
4.0	10	D8156	\$15	\$16.50
4.5	10	D8157	\$15	\$16.50
5.0	10	D8158	\$19	\$20.90
5.5	10	D8159	\$19	\$20.90
6.0	10	D8160	\$22	\$24.20
6.5	10	D8161	\$24	\$26.40
7.0	10	D8162	\$28	\$30.80
7.5	10	D8163	\$32	\$35.20
8.0	5	D8164	\$20	\$22.00
8.5	5	D8165	\$22	\$24.20
9.0	5	D8166	\$25	\$27.50
9.5	5	D8167	\$28	\$30.80
10.0	5	D8168	\$32	\$35.20
10.5	5	D8169	\$36	\$39.60
11.0	5	D8170	\$40	\$44.00
11.5	5	D8171	\$45	\$49.50
12.0	5	D8172	\$50	\$55.00
12.5	5	D8173	\$54	\$59.40
13.0	5	D8174	\$58	\$63.80

Morse Taper Shank Drills - HSS



Ø (mm)	TAPER	CODE	ex GST	inc GST	Ø (mm)	TAPER	CODE	ex GST	inc GST	Ø (mm)	TAPER	CODE	ex GST	inc GST
12.5	1MT	D300	\$20.00	\$22.00	21.5	2MT	D318	\$52.00	\$57.20	30.5	3MT	D336	\$116	\$127.60
13.0	1MT	D301	\$22.00	\$24.20	22.0	2MT	D319	\$58.00	\$63.80	31.0	3MT	D337	\$120	\$132.00
13.5	1MT	D302	\$22.00	\$24.20	22.5	2MT	D320	\$58.00	\$63.80	31.5	3MT	D338	\$120	\$132.00
14.0	1MT	D303	\$24.00	\$26.40	23.0	2MT	D321	\$63.00	\$69.30	32.0	4MT	D339	\$126	\$138.60
14.5	2MT	D304	\$24.00	\$26.40	23.5	3MT	D322	\$68.00	\$74.80	32.5	4MT	D340	\$138	\$151.80
15.0	2MT	D305	\$24.00	\$26.40	24.0	3MT	D323	\$68.00	\$74.80	33.0	4MT	D341	\$138	\$151.80
15.5	2MT	D306	\$24.00	\$26.40	24.5	3MT	D324	\$68.00	\$74.80	33.5	4MT	D342	\$149	\$163.90
16.0	2MT	D307	\$26.00	\$28.60	25.0	3MT	D325	\$76.00	\$83.60	34.0	4MT	D343	\$152	\$167.20
16.5	2MT	D308	\$29.50	\$32.45	25.5	3MT	D326	\$76.00	\$83.60	34.5	4MT	D344	\$162	\$178.20
17.0	2MT	D309	\$33.00	\$36.30	26.0	3MT	D327	\$86.00	\$94.60	35.0	4MT	D345	\$168	\$184.80
17.5	2MT	D310	\$33.00	\$36.30	26.5	3MT	D328	\$86.00	\$94.60	36.0	4MT	D347	\$175	\$192.50
18.0	2MT	D311	\$37.50	\$41.25	27.0	3MT	D329	\$93.00	\$102.30	37.0	4MT	D349	\$182	\$200.20
18.5	2MT	D312	\$37.50	\$41.25	27.5	3MT	D330	\$93.00	\$102.30	38.0	4MT	D352	\$190	\$209.00
19.0	2MT	D313	\$42.00	\$46.20	28.0	3MT	D331	\$98.00	\$107.80	40.0	4MT	D358	\$206	\$226.60
19.5	2MT	D314	\$42.00	\$46.20	28.5	3MT	D332	\$98.00	\$107.80	42.0	4MT	D362	\$224	\$246.40
20.0	2MT	D315	\$47.00	\$51.70	29.0	3MT	D333	\$108.00	\$118.80	45.0	4MT	D368	\$260	\$286.00
20.5	2MT	D316	\$47.00	\$51.70	29.5	3MT	D334	\$113.00	\$124.30	50.0	4MT	D378	\$330	\$363.00
21.0	2MT	D317	\$52.00	\$57.20	30.0	3MT	D335	\$113.00	\$124.30	52.0	5MT	D381	\$350	\$385.00

Tools & Machine Accessories

Drill Chucks - Keyed Heavy Duty

CAPACITY	TAPER	CODE	ex GST	inc GST
0.5-13mm	JT6	C289	\$65	\$71.50
0.5-16mm	JT3	C290	\$80	\$88.00



Includes:
chuck key

Spare Chuck Keys To Suit:

Suits 13mm Chuck	C289A	\$9	\$9.90
Suits 16mm Chuck	C290A	\$10	\$11.00

Drill Chuck - Keyless with Lock

- Knurled body with superior drill gripping
- Superior gripping - Self tightening feature
- Positive locking prevents loosening

CAPACITY	TAPER	CODE	ex GST	inc GST
1-13mm	JT6	C299	\$90	\$99



Drill Chucks - Keyless Industrial - Heavy Duty

- Knurled body with superior drill gripping

CAPACITY	TAPER	CODE	ex GST	inc GST
0.3-13mm	JT6	C292	\$100	\$110.00
3-16mm	JT3	C294	\$125	\$137.50



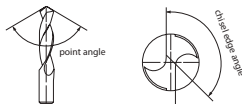
C Spanners To Suit:

Suits 13mm	C2921	\$13	\$14.30
Suits 16mm	C2941	\$13	\$14.30



EDBD-13 Drill Sharpener

- Tough plastic construction
- Single chuck holding system
- Sharpens metric and imperial drill bits
- CBN wheel provides superior grind finish
- Grinds two flute drills of unlimited length
- Capable of split point sharpening
- 118° fixed drill point
- 80W, 240V motor



MODEL	CAPACITY	WEIGHT	CODE	ex GST	inc GST
EDBD-13	3-13mm - 1/8"-1/2"	5kg	D070	\$95	\$104.50



Watch
Video

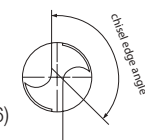
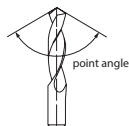
Spare Grinding Wheel

WHEEL TYPE	DRILL BIT TYPE	SUITS	CODE	ex GST	inc GST
CBN	HSS	EDBD-13	D0705	\$22	\$24.20

Precision Drill Sharpeners

PP-13C & PP-26

- Steel metal construction
- ER20 collet set 3 - 13mm (PP-13C), ER40 collet set 13 - 26mm (PP-26)
- CBN grinding wheel for HSS
- Can sharpen metric and imperial drill bits
- Precision grinding results with diamond wheel
- Grinds two flute drills of unlimited length
- Chisel point and split point operations
- Angles from 90-135°
- 180W, 240V motor (PP-13C), 450W, 240V motor (PP-26)



Spare Grinding Wheels

WHEEL TYPE	DRILL BIT TYPE	SUITS	CODE	ex GST	inc GST
CBN	HSS	PP-13C	D1115	\$140	\$154
SDC	Carbide	PP-13C	D1116	\$150	\$165
CBN	HSS	PP-13C	D1117	\$120	\$132
SDC	Carbide	PP-13C	D1118	\$120	\$132
CBN	HSS	PP-26	D1125	\$250	\$275
SDC	Carbide	PP-26	D1126	\$250	\$275
CBN	HSS	PP-26	D1127	\$200	\$220
SDC	Carbide	PP-26	D1128	\$200	\$220

Morse Taper Drill Chuck Arbors Hardened & Ground

CAPACITY	CODE	ex GST	inc GST
2MT x JT6	D442	\$16	\$17.60
2MT x JT3	D442A	\$16	\$17.60
3MT x JT6	D443	\$20	\$22.00
3MT x JT3	D443A	\$20	\$22.00
4MT x JT6	D454	\$35	\$38.50
4MT x JT3	D454A	\$35	\$38.50
4MT x JT4	D456	\$35	\$38.50



Milling Drill Chuck Arbors Hardened & Ground

CAPACITY	Draw Bar	CODE	ex GST	inc GST
3MT x JT6	1/2" BSW	D4436	\$32	\$35.20
3MT x JT3	1/2" BSW	D4433	\$32	\$35.20
R8 x JT6	7/16" UNF	D444	\$45	\$49.50
R8 x JT3	7/16" UNF	D445	\$45	\$49.50
NT30 x JT6	M12	D450	\$75	\$82.50
NT30 x JT3	M12	D451	\$75	\$82.50
NT40 x JT6	M16	D446	\$120	\$132.00
NT40 x JT3	M16	D448	\$120	\$132.00



Morse Taper Sleeves Hardened & Ground

CAPACITY	CODE	ex GST	inc GST
2MT x 1MT	D420	\$12	\$13.20
3MT x 2MT	D422	\$18	\$19.80
4MT x 2MT	D423	\$25	\$27.50
4MT x 3MT	D424	\$25	\$27.50
5MT x 4MT	D425	\$45	\$49.50



Extension

SIZE	OUTSIDE TAPER	INSIDE TAPER	CODE	ex GST	inc GST
2-2	2MT	2MT	D400	\$35	\$38.50
2-3	2MT	3MT	D401	\$40	\$44.00
3-3	3MT	3MT	D402	\$45	\$49.50
3-4	3MT	4MT	D403	\$54	\$59.40



Drill Drifts Hardened & Black Oxidised

CAPACITY	LENGTH	CODE	ex GST	inc GST
2MT x 3MT	140mm	D415	\$10	\$11.00
3MT x 4MT	155mm	D416	\$14	\$15.40
4MT x 5MT	170mm	D417	\$20	\$22.00



Drill Setting Gauge



Sharpening the Drill Bit



Grinding Split Point



Collet Set Storage

MODEL	CAPACITY	USES	WEIGHT	CODE	ex GST	inc GST
PP-13C	3-13mm	ER20 Collets	10.66kg	D111	\$540	\$594
PP-26	12-26mm	ER40 Collets	30kg	D112	\$1,090	\$1,199

Tools & Machine Accessories

Hand Tap Sets - 3 Piece

- M35 High speed steel with 5% cobalt
- TiCN Coating for increased wear resistance
- Precision ground thread
- ISO 529 Standard

Straight Flute

SIZE (mm)	PITCH (mm)	TYPE	CODE	ex GST	inc GST
M3	0.5	Coarse	T8200	\$29	\$31.90
M4 x 0.7	0.7	Coarse	T8202	\$29	\$31.90
M5 x 0.8	0.8	Coarse	T8204	\$29	\$31.90
M6 x 1.0	1.0	Coarse	T8206	\$32	\$35.20
M6 x 0.75	0.75	Fine	T8207	\$32	\$35.20
M8	1.25	Coarse	T8208	\$40	\$44.00
M8	1.0	Fine	T8209	\$40	\$44.00
M10	1.5	Coarse	T8211	\$51	\$56.10
M10	1.25	Fine	T8212	\$51	\$56.10
M12	1.75	Coarse	T8215	\$64	\$70.40
M12	1.5	Fine	T8216	\$64	\$70.40
M14	2.0	Coarse	T8219	\$80	\$88.00
M14	1.5	Fine	T8220	\$80	\$88.00
M14	1.25	Extra Fine	T8221	\$80	\$88.00
M16	2.0	Coarse	T8223	\$110	\$121.00
M16	1.5	Fine	T8224	\$110	\$121.00
M20	2.5	Coarse	T8229	\$180	\$198.00
M20	2.0	Fine	T8230	\$172	\$189.20



HSS Spiral Point Tap (Gun Tap)

- M35 High speed steel with 5% cobalt
- TiCN Coating for increased wear resistance
- Precision ground thread
- DIN 371 Standard

Spiral Point (Gun Tap) - Metric

SIZE (mm)	PITCH (mm)	TYPE	CODE	ex GST	inc GST
M6	1.0	Coarse	T8306	\$14	\$15.40
M6	1.0	Fine	T8307	\$14	\$15.40
M8	1.25	Coarse	T8308	\$18	\$19.80
M8	1.0	Fine	T8309	\$18	\$19.80
M10	1.5	Coarse	T8311	\$24	\$26.40
M10	1.25	Fine	T8312	\$24	\$26.40
M12	1.75	Coarse	T8315	\$29	\$31.90
M12	1.5	Fine	T8316	\$29	\$31.90
M14	2.0	Coarse	T8319	\$36	\$39.60
M14	1.5	Fine	T8320	\$36	\$39.60
M14	1.25	Extra Fine	T8321	\$36	\$39.60
M16	2.0	Coarse	T8323	\$50	\$55.00
M16	1.5	Fine	T8324	\$50	\$55.00



HSS Spiral Flute Tap

- M35 High Speed Steel with 5% cobalt
- TiCN Coating for increased wear resistance
- Precision ground thread
- DIN 371 Standard

Spiral Point (Gun Tap) - Metric

SIZE (mm)	PITCH (mm)	TYPE	CODE	ex GST	inc GST
M6	1.0	Coarse	T8406	\$14	\$15.40
M6	0.75	Fine	T8407	\$14	\$15.40
M8	1.25	Coarse	T8408	\$18	\$19.80
M8	1.0	Fine	T8409	\$18	\$19.80
M10	1.5	Coarse	T8411	\$24	\$26.40
M10	1.25	Fine	T8412	\$24	\$26.40
M12	1.75	Coarse	T8415	\$29	\$31.90
M12	1.5	Fine	T8416	\$29	\$31.90
M14	2.0	Coarse	T8419	\$36	\$39.60
M14	1.5	Fine	T8420	\$36	\$39.60
M14	1.25	Extra Fine	T8421	\$36	\$39.60
M16	2.0	Coarse	T8423	\$50	\$55.00
M16	1.5	Fine	T8424	\$50	\$55.00



HSS - Button Dies

- High Speed Steel
- Precision ground thread



Metric - Button Dies

SIZE (mm)	DIA.	CODE	ex GST	inc GST
M3 x 0.5	1"	T903	\$12.00	\$13.20
M4 x 0.7	1"	T904	\$12.00	\$13.20
M5 x 0.8	1"	T905	\$12.00	\$13.20
M6 x 1.0	1"	T906	\$12.00	\$13.20
M8 x 1.25	1"	T908	\$12.00	\$13.20

Metric - Button Dies

SIZE (mm)	DIA.	CODE	ex GST	inc GST
M10 x 1.5	1-1/2"	T910	\$20.00	\$22.00
M12 x 1.75	1-1/2"	T912	\$20.00	\$22.00
M16 x 2.0	1-1/2"	T916	\$20.00	\$22.00
M20 x 2.5	1-1/2"	T920	\$20.00	\$22.00

Metric Multi Gauge

- Stainless steel
- Black anodized coating for a protective anti rust coating
- Precision laser engraved markings
- Includes 1 x multi gauge, hole gauge (remove from centre) & protective case

CODE	ex GST	inc GST
Q602	\$22	\$24.20

Measurmax



Tap Wrenches

- Hardened jaws
- Adjustable tap wrench
- Forged steel



SIZE	CODE	ex GST	inc GST
M1 - M8	T863	\$12	\$13.20
M5 - M16	T011	\$25	\$27.50
M9 - M27	T866	\$40	\$44.00



Ratchet Tap Wrenches

- Forward/reverse operation & lock
- Designed for use with taps, reamers, screw extractors & other square shank tools



SIZE	CODE	ex GST	inc GST
M3 - M10	T860	\$16.50	\$18.15
M5 - M12	T861	\$22.00	\$24.20

HSS - BSPT Taps

- M35 High Speed Steel with 5% cobalt
- TiCN Coating for increased wear resistance
- Precision ground thread • Sold individually

SIZE (TPI)	CODE	ex GST	inc GST
1/8" x 28	T850	\$24	\$26.40
1/4" x 19	T851	\$29	\$31.90
3/8" x 19	T852	\$45	\$49.50
1/2" x 14	T853	\$68	\$74.80



Button Die Holders

- Adjustable Die holder to suit button Dies



DIE (OD)	CODE	ex GST	inc GST
1"	T951	\$12	\$13.20
1-1/2"	T952	\$22	\$24.20



Magnetic Base Tap Wrench

- Quick release tapping chuck
- Magnetic base with on/off switch
- Guide bar provides precise tapping



MODEL	CAPACITY	CODE	ex GST	inc GST
MTP-150	M3 - M12	T0119	\$270	\$297



Tools & Machine Accessories

Tap & Die Sets

29 Piece Set HSS

Metric


- M3, M4, M5, M6, M8, M10 & M12 taps (3 taps per size)
- Includes drill to suit each size tap

CODE	ex GST	inc GST
T019	\$90	\$99



32 Piece Metric Sets

- M3, M4, M5, M6, M8, M10 & M12 taps & button dies (3 taps per size)
- Includes button die wrench, tap wrench, screw pitch gauge & screwdriver



Tap & Die Sets

45 Piece Sets - Alloy Steel

Metric (T014)

- 20 taps & 20 dies from M6-M24 in coarse & fine

Imperial (T015)

- 20 taps & 20 dies from 1/4"-1" in UNC & UNF



T014 & T015



45 Piece Set - HSS

Metric (T016)

- 20 taps & 20 dies from M6-M24 in coarse & fine



T016



TYPE	RANGE	MATERIAL	USE	CODE	ex GST	inc GST
Metric	M3-M12	Alloy Steel	General	T012	\$65	\$71.50
Metric	M3-M12	High Speed Steel	Industrial	T013	\$130	\$143.00

TYPE	RANGE	THREAD TYPE	MATERIAL	CODE	ex GST	inc GST
Metric	M6-M24	Coarse & Fine	Alloy Steel	T014	\$180	\$198
Imperial	1/4"-1"	UNC & UNF	Alloy Steel	T015	\$180	\$198
Metric	M6-M24	Coarse & Fine	High Speed Steel	T016	\$590	\$649

Combination Drill & Tap Set

- Drill & tap in one operation
- High speed steel M2 bright finish
- Hex Shank
- M3, M4, M5, M6, M8, M10mm
- Includes Hex snap-on for hand drill
- Capacity: 3.2mm sheetmetal



CODE	ex GST	inc GST
T0191	\$60	\$66



Screw Extractor Set - 10pce

- Thread extractor range 3/16"-5/8" (M5-M16)
- Stamped with the drill size to be used with extractor
- Drill size required: 1/8", 5/32", 3/16", 7/32", 1/4", 9/32", 5/16", 11/32", 3/8", 13/32"



CODE	ex GST	inc GST
T870	\$27	\$29.70



Pipe Threading Machines

Beaver Series

- 240V compact portable design
- Auto die head • Includes legs
- Optional bolt threading die head also available

Metric or imperial dies available online



Rod/Bolt Threading Machine

BTM25 Pro

- 8-24mm capacity
- Fast right hand bolt threading (left hand model available)
- Includes legs, 2 dies: M12 (M14-M16)
- Oil lubrication & 4 jaw clamping system

Metric or imperial dies available online



Asada

MODEL	B25-AT	B50-AT	B80-AT	B100-AT
ORDER CODE	T0211	T022	T023	T024A
Capacity	inch 1/4" - 1"	1/2" - 2"	1/2" - 3"	1/2" - 4"
Weight	kg 19	44	74	105
PRICE ex GST	\$3,100	\$4,790	\$6,990	\$11,250
PRICE inc GST	\$3,410	\$5,269	\$7,689	\$12,375

MODEL	BTM25 Pro
ORDER CODE	T021
Capacity	mm 8-24
Motor	hp / V 1.5 / 240
Weight	kg 45
PRICE ex GST	\$5,390
PRICE inc GST	\$5,929

Tools & Machine Accessories

Reversible Tapping Chucks

- Suitable for all drilling and milling machines for small production runs
- Cushioned drive prevents thread distortion and cross threading

Units (mm)

MODEL	TAPPING	TAPER	WEIGHT kg	CODE	ex GST	inc GST
K2-2MT	M5 - M10	2MT	1.6	T002	\$190	\$209
K3-3MT	M6 - M14	3MT	3.2	T003	\$250	\$275



Reversible Tapping Chuck With Clutch

- Pre-select torque drive settings
- 5 ~ 75Nm torque (T004), 12 ~ 110Nm torque (T005)
- 2 x rubber flex collets
- 3MT & 4MT arbors
- Includes 2 x spanners & 2 x allen keys

RANGE	TAPER	WEIGHT kg	CODE	ex GST	inc GST
M5-M12	3 & 4MT	4.2	T004	\$420	\$462
M8-M20	3 & 4MT	6.8	T005	\$470	\$517



Thread Repair Set

- Universal kit for the repair of damaged and stripped threads
- Each size consists of: 1 insert handle, 1 piece fully ground drill, 1 piece DIN352 HSS tap & stainless steel threading inserts



SIZE	PCS	INSERT QUANTITY	CODE	ex GST	inc GST
M5, M6, M8, M10 & M12	130	25 x M5, M6, M8, M10 10 x M12	T100	\$130	\$143

RNB40 Nut & Blind Riveter - 130 Piece Set

- Suitable for aluminium, steel & stainless steel rivets & rivet nuts
- Aluminium rivet nut inserts: M5, M6, M8, M10 (10 of each size)
- Blind aluminium rivets: Ø3.2, Ø4.0, Ø4.8, Ø6.4mm (20 of each size)
- 4 x rivet nut mandrels M5, M6, M8 & M10
- 4 x blind rivet mandrels 3.2, 4, 4.8 & 6.4mm
- Mandrel spanner & blow mould case



CODE	ex GST	inc GST
N001	\$100	\$110

Rivet Stud Mandrel & Adaptor - M4

- Suits RNB40 Twin Handle Nut Riveter
- Suits Rivet Stud Sizes: M4 x 0.7mm

CODE	ex GST	inc GST
N022	\$12	\$13.20



Rivet Stud Mandrels

- Suits RNB40 Twin Handle Nut Riveter
- Suits Rivet Stud Sizes: M5 x 0.8mm, M6 x 1.0mm & M8 x 1.25mm

CODE	ex GST	inc GST
N023	\$16	\$17.60



Rivet Stud Mandrels

- Suits RNB40 twin handle nut riveter
- Fast & easy installation from one side
- Adds a threaded stud to thin sheet metal
- Knurled section of the body for anti-rotation

CODE	THREAD	TYPE	QTY IN PACK	ex GST	inc GST
N024	M4 x 0.5mm	Steel - Zinc Coated	50	\$30	\$33.00
N025	M5 x 0.8mm			\$32	\$35.20
N026	M6 x 1.0mm			\$34	\$37.40
N028	M8 x 1.25mm			\$45	\$49.50



Thread Restorer Files

- Restore external threads, any diameter, right or left hand

THREAD FILE SIZE	CODE	ex GST	inc GST
0.75, 1.00, 1.25, 1.50, 1.75, 2.00, 2.50, 3.00mm	T119	\$60	\$66
11, 12, 13, 14, 16, 18, 20, 24TPI	T120	\$60	\$66



ATR-10RN Air Nut Riveter Kit

- 6 mandrels (M3, M4, M5, M6, M8 and M10)
- 2-10mm pull stroke • 1650kgf traction power
- 1/4" male high-flow adaptor & mandrel spanners
- Suitable for automotive, metal fabrication, industrial machinery, farm equipment, electronics and many more

CODE	ex GST	inc GST
A0450	\$490	\$539



Nut Rivets Packs

- Steel zinc coated or aluminium
- Qty 50 per pack
- Suits RNB40 nut riveter & ATR-10RN air nut riveter

CODE	THREAD	TYPE	ex GST	inc GST
N003	M3 x 0.5mm	Steel	\$9	\$9.90
N004	M4 x 0.7mm	Steel	\$9	\$9.90
N005	M5 x 0.8mm	Steel	\$10	\$11.00
N006	M6 x 1.0mm	Steel	\$12	\$13.20
N008	M8 x 1.25mm	Steel	\$16	\$17.60
N010	M10 x 1.5mm	Steel	\$22	\$24.20

CODE	THREAD	TYPE	ex GST	inc GST
N013	M3 x 0.5mm	Aluminium	\$9	\$9.90
N014	M4 x 0.7mm	Aluminium	\$9	\$9.90
N015	M5 x 0.8mm	Aluminium	\$10	\$11.00
N016	M6 x 1.0mm	Aluminium	\$12	\$13.20
N018	M8 x 1.25mm	Aluminium	\$16	\$17.60
N020	M10 x 1.5mm	Aluminium	\$22	\$24.20



Tools & Machine Accessories

Centre Drills

- Perfect for deburring and applicable for softer materials, such as wood and plastic as well as all metals.
- Manufactured from M35 HSS, includes 5% Cobalt
- TiAIN Coating helps with longer tool life
- 60 ° point angle



SIZE	POINT DIA.	SHANK	LENGTH	CODE	ex GST	inc GST
1	1.25mm	3.1mm	31.5mm	D501	\$6.00	\$6.60
2	2mm	5mm	40mm	D502	\$7.00	\$7.70
3	3.15mm	8mm	50mm	D503	\$8.00	\$8.80
4	4mm	10mm	56mm	D504	\$13.00	\$14.30
5	5mm	12.5mm	63.5mm	D505	\$17.50	\$19.25



Industrial Centre Drill Set

5 Piece Set

- Perfect for deburring and applicable for softer materials, such as wood and plastic as well as all metals
- No. 1, 2, 3, 4, 5
- Manufactured from M35 HSS, includes 5% Cobalt
- TiAIN Coating helps with longer tool life
- 60 ° point angle



CODE	ex GST	inc GST
D508	\$54	\$59.40



Industrial Countersink Sets

4 Piece Set – Cross Hole Type

- Perfect for deburring and applicable for softer materials, such as wood and plastic as well as all metals
- Manufactured from M35 HSS, includes 5% Cobalt
- TiAIN Coating helps with longer tool life
- 60 ° point angle



RANGE	CODE	ex GST	inc GST
2-5, 5-10, 10-15, 15-20mm	D1051	\$90	\$99



6 Piece Set – 3-Flute Type

- The fluted countersink cutter provides a chamfer in the entrance of a hole for a countersunk fastener
- Manufactured from M35 HSS, includes 5% Cobalt
- TiAIN Coating helps with longer tool life



RANGE	CODE	ex GST	inc GST
1.5-6.3, 6.3-8.3, 8.3-10.4, 10.4-12.4, 12.4-16.5, 16.5-20.5mm	D1061	\$100	\$110



Hole Saw Set - HSS

- 11 Piece HSS M42Bi-Metal set
- Includes 1 x 3/8" shank arbor & 1 x 1/2" arbor, Pilot drill & spring
- Supplied in blow mould case

CODE	ex GST	inc GST
D102	\$120	\$132



Hole Saw Set - Carbide

- 8 piece carbide tipped set
- Ø10mm shank size
- Suitable for stainless steel, steel, fibre glass, and glass reinforced products
- Range: 16, 20, 22, 25, 28, 30, 32, 35mm



CODE	ex GST	inc GST
D108	\$110	\$121



Industrial Sheet Metal Step Drill Set

3 Piece Step Drill Set

- Suitable for drilling holes in thin sheet metal
- Manufactured from M35 HSS, includes 5% Cobalt
- TiAIN Coating helps with longer tool life
- Industrial quality



CODE	ex GST	inc GST
D1071	\$110	\$121



Adjustable Reamers - HSS

- Universal for metric & imperial sizes
- Precision high speed steel blades made from Austrian steel



Adjustable Reamer Set - HSS

- High speed steel blades
- 8 Piece
- Range: 15/32" - 1 1/16" or 11.9 - 26.9mm



CODE	ex GST	inc GST
R700	\$270	\$297



METRIC RANGE	BLADE LENGTH	O/A LENGTH	CODE	ex GST	inc GST
9.5 - 10.25mm	38mm	121mm	R740	\$60	\$66.00
10.25 - 11.0mm	38mm	127mm	R741	\$60	\$66.00
11.0 - 12.0mm	42mm	134mm	R742	\$65	\$71.50
12.0 - 13.5mm	42mm	141mm	R743	\$65	\$71.50
13.5 - 15.0mm	45mm	146mm	R744	\$65	\$71.50
15.0 - 16.75mm	53mm	166mm	R745	\$70	\$77.00
16.75 - 18.25mm	56mm	172mm	R746	\$75	\$82.50
18.25 - 19.75mm	64mm	178mm	R747	\$85	\$93.50
19.75 - 21.5mm	67mm	188mm	R748	\$90	\$99.00
21.5 - 23.75mm	76mm	204mm	R749	\$110	\$121.00
23.75 - 27.0mm	83mm	230mm	R750	\$120	\$132.00

Tools & Machine Accessories

End Mills & Slot Drills

- HSS 5% Cobalt
- Titanium, Aluminium & Nitride coating
- 2 Flute slot drills & 4 flute end mills
- Plain shank



TiAlN Coating



Milling Cutter Sets Available

Size	Pieces	CODE	ex GST	inc GST
4 - 10mm	10	M350	\$80	\$88
10 - 20mm	10	M360	\$180	\$198

Priced From (Sold Individually)

ex GST	inc GST
\$11	\$12.10

Available sizes:
3mm to 20mm
3mm to 25mm

- HSS 8% Cobalt
- 30° helix angle
- 2 Flute slot drills & 4 flute end mills
- Suitable for materials up to 1000 N/mm2
- TiCN for longer tool life

suttontools
world class cutting tools



Priced From (Sold Individually)

ex GST	inc GST
\$32	\$35.20



E100 Series (2 Flute)
E125 series (4 Flute)

Available sizes:
3mm to 16mm

GOMill™ GP Solid Carbide

- Stepped parallel shank according to DIN 6527
- Excellent cost-benefit ratio
- Eccentric relief increases cutting edge stability for long tool life and high surface quality
- Center cutting for plunging and ramping operations
- 30° helix angle



Slot Drills,
Ball Nose &
End Mills

Available sizes:
4mm to 12mm

Priced From (Sold Individually)

ex GST	inc GST
\$29	\$31.90



HSS End Mill & Slot Drill Sets

- 12 piece set, tinite coated
- Plain shank



- 10 piece set, manufactured from HSS M2
- Plain shank



TYPE	SLOT DRILLS	END MILLS	CODE	ex GST	inc GST
Metric	4, 5, 6, 8, 10, 12mm	4, 5, 6, 8, 10, 12mm	M333	\$50	\$55
Metric	3/16", 1/4", 5/16", 3/8", 7/16", 1/2"	3/16", 1/4", 5/16", 3/8", 7/16", 1/2"	M335	\$50	\$55

TYPE	SLOT DRILLS	END MILLS	CODE	ex GST	inc GST
Metric	6, 10, 12, 16, 20mm	6, 10, 12, 16, 20mm	M3301	\$90	\$99
Imperial	1/4", 3/8", 1/2", 5/8", 3/4"	1/4", 3/8", 1/2", 5/8", 3/4"	M3321	\$90	\$99

HSS Ball Nose Cutters

- 5 piece set manufactured from HSS M35 5% Co Bright finish
- Plain shank
- 2 Flute



TYPE	RADIUS SIZE	CODE	ex GST	inc GST
Metric	6, 8, 10, 12, 16mm	M3355	\$90	\$99

Carbide End Mill Set

- 4 piece set, manufactured from micro fine solid carbide
- Bright finish • Plain shank
- Four flute



TYPE	END MILLS	CODE	ex GST	inc GST
Metric	6, 8, 10, 12mm	M337	\$160	\$176

HSS Corner Rounding Set

4 Piece Radius Cutter Set

- 4-Flute chamfer cutter for radius cutting
- Straight flute design for smooth cutting
- Manufactured from M35 HSS, includes 5% Cobalt
- TiAlN Coating helps with longer tool life



TYPE	RADIUS SIZE	SHANK SIZE	CODE	ex GST	inc GST
Metric	4, 5, 6, 8mm	12, 16, 16, 20mm	M3391	\$120	\$132

HSS Counterbore Drill Set

6 Piece Counterbore Drill Set

- Industrial quality
- Manufactured from M35 HSS, includes 5% Cobalt
- TiAlN Coating helps with longer tool life



TYPE	SIZES	CODE	ex GST	inc GST
Metric	M3, M4, M5, M6, M8, M10	M3381	\$120	\$132

Tools & Machine Accessories

ER Collet & Chuck Sets

- 6 Collets covering metric & imperial range 6-20mm and 1/4" - 3/4"
- Hardened and precision ground



3MT

NT30



C922B



C9245

COLLET TYPE	TAPER	PCE	RANGE (mm)	COLLET SIZE (mm)	CODE	ex GST	inc GST
ER32	3MT	6	6 - 20	7, 8, 10, 13, 16, 20	C922B	\$210	\$231
ER32	NT30	6	6 - 20	7, 8, 10, 13, 16, 20	C9245	\$220	\$242

ER Collet & Chuck Sets

- Includes collets, chuck, spanner & blow-mould case
- Collets cover imperial sizes respective to the metric range
- Collet chucks meet DIN 2080 taper shank grade AT-3 - 85% taper contact
- Collet chucks are precision ground and rated to 10,000rpm
- Collets manufactured to DIN standard
- Collets from 2mm have 1mm of movement and covers a range from expanded to compressed
- Collets are listed by their expanded size



C966

COLLET TYPE	TAPER	PCE	RANGE (mm)	COLLET SIZE (mm)	CODE	ex GST	inc GST
ER32	R8	6	5 - 20	6, 8, 10, 12, 16, 20 (requires 7, 13 to cover imperial shanks)	C923	\$290	\$319.00
ER32	NT40	6	5 - 20	6, 8, 10, 12, 16, 20 (requires 7, 13 to cover imperial shanks)	C925	\$290	\$319.00
ER32	3MT	18	2 - 20	3, 4, 5, 6, 7, 8, 9, 10, 11, 12, 13, 14, 15, 16, 17, 18, 19, 20	C926	\$440	\$484.00
ER32	R8	18	2 - 20	3, 4, 5, 6, 7, 8, 9, 10, 11, 12, 13, 14, 15, 16, 17, 18, 19, 20	C927	\$490	\$539.00
ER32	NT30	18	2 - 20	3, 4, 5, 6, 7, 8, 9, 10, 11, 12, 13, 14, 15, 16, 17, 18, 19, 20	C928	\$450	\$495.00
ER32	NT40	18	2 - 20	3, 4, 5, 6, 7, 8, 9, 10, 11, 12, 13, 14, 15, 16, 17, 18, 19, 20	C929	\$490	\$539.00
ER32	BT40	18	2 - 20	3, 4, 5, 6, 7, 8, 9, 10, 11, 12, 13, 14, 15, 16, 17, 18, 19, 20	C929A	\$450	\$495.00
ER40	3MT	7	5 - 25	6, 8, 10, 12, 16, 20, 25 (requires 7, 13 & 26 to cover imperial shanks)	C959	\$290	\$319.00
ER40	R8	7	5 - 25	6, 8, 10, 12, 16, 20, 25 (requires 7, 13 & 26 to cover imperial shanks)	C960	\$360	\$396.00
ER40	NT30	7	5 - 25	6, 8, 10, 12, 16, 20, 25 (requires 7, 13 & 26 to cover imperial shanks)	C961	\$360	\$396.00
ER40	NT40	7	5 - 25	6, 8, 10, 12, 16, 20, 25 (requires 7, 13 & 26 to cover imperial shanks)	C962	\$360	\$396.00
ER40	3MT	23	3 - 26	4, 5, 6, 7, 8, 9, 10, 11, 12, 13, 14, 15, 16, 17, 18, 19, 20, 21, 22, 23, 24, 25, 26	C963	\$620	\$682.00
ER40	R8	23	3 - 26	4, 5, 6, 7, 8, 9, 10, 11, 12, 13, 14, 15, 16, 17, 18, 19, 20, 21, 22, 23, 24, 25, 26	C964	\$690	\$759.00
ER40	NT30	23	3 - 26	4, 5, 6, 7, 8, 9, 10, 11, 12, 13, 14, 15, 16, 17, 18, 19, 20, 21, 22, 23, 24, 25, 26	C965	\$690	\$759.00
ER40	NT40	23	3 - 26	4, 5, 6, 7, 8, 9, 10, 11, 12, 13, 14, 15, 16, 17, 18, 19, 20, 21, 22, 23, 24, 25, 26	C966	\$690	\$759.00
ER40	BT40	23	3 - 26	4, 5, 6, 7, 8, 9, 10, 11, 12, 13, 14, 15, 16, 17, 18, 19, 20, 21, 22, 23, 24, 25, 26	C967	\$690	\$759.00

ER Collet Sets

- Collets from 2mm have 1mm of movement and covers a range from expanded to compressed



COLLET TYPE	PCE	RANGE (mm)	COLLET SIZE (mm)	CODE	ex GST	inc GST
ER20	12	1 - 13	2, 3, 4, 5, 6, 7, 8, 9, 10, 11, 12, 13	C850	\$190	\$209
ER25	15	1 - 16	2, 3, 4, 5, 6, 7, 8, 9, 10, 11, 12, 13, 14, 15, 16	C860	\$290	\$319
ER32	6	5 - 20	6, 8, 10, 12, 16, 20 (requires 7 & 13 to cover imperial shanks)	C921	\$140	\$154
ER32	18	2 - 20	3, 4, 5, 6, 7, 8, 9, 10, 11, 12, 13, 14, 15, 16, 17, 18, 19, 20	C922	\$320	\$352
ER40	7	5 - 25	6, 8, 10, 12, 16, 20, 25 (requires 7, 13 & 26 to cover imperial shanks)	C957	\$200	\$220
ER40	23	3 - 26	4, 5, 6, 7, 8, 9, 10, 11, 12, 13, 14, 15, 16, 17, 18, 19, 20, 21, 22, 23, 24, 25, 26	C958	\$590	\$649

ER Collet Chucks

- Collet chucks meet the specifications (DIN 2080 taper Shank Grade)



ER Straight Collet Chucks



(C854)



(C836)



COLLET TYPE	TAPER	CODE	ex GST	inc GST
ER32	3MT	C105	\$90	\$99
ER32	4MT	C1056	\$90	\$99
ER32	R8	C106	\$140	\$154
ER32	NT30	C110	\$100	\$110
ER32	NT40	C112	\$140	\$154
ER40	3MT	C1054	\$90	\$99
ER40	R8	C138	\$160	\$176
ER40	NT30	C111	\$160	\$176
ER40	NT40	C114	\$160	\$176

COLLET TYPE	ØD x L (mm)	CODE	ex GST	inc GST
ER16	20 x 100	C836	\$110	\$121
ER20	25 x 70	C854	\$120	\$132
ER25	25 x 150	C864	\$140	\$154
ER32	32 x 100	C931	\$160	\$176

Tools & Machine Accessories

Collets - ER

- Collets manufactured to DIN standard
- Collets from 2mm have 1mm of movement and covers a range from expanded to compressed
- Collets are listed by their expanded size



ex GST	\$30.00	\$24.00	\$22.00	\$20.00	\$20.00
inc GST	\$33.00	\$26.40	\$24.20	\$22.00	\$22.00
TYPE	ER40	ER32	ER25	ER20	ER16
RANGE mm	CODE	CODE	CODE	CODE	CODE
2 - 1	~	~	C855	C843	C822
3 - 2	~	C903	C8551	C8431	C823
4 - 3	C934	C904	C8552	C8432	C824
5 - 4	C935	C905	C8553	C8433	C825
6 - 5	C936	C906	C8554	C8434	C826
7 - 6	C937	C907	C8555	C8435	C827
8 - 7	C938	C908	C8556	C8436	C828
9 - 8	C939	C909	C8557	C8437	C829
10 - 9	C940	C910	C8558	C8438	C830
11 - 10	C941	C911	C8559	C8439	
12 - 11	C942	C912	C8561	C844	
13 - 12	C943	C913	C8562	C8441	
14 - 13	C944	C914	C8563		
15 - 14	C945	C915	C8564		
16 - 15	C946	C916	C8565		
17 - 16	C947	C917			
18 - 17	C948	C918			
19 - 18	C949	C919			
20 - 19	C950	C920			
21 - 20	C951				
22 - 21	C952				
23 - 22	C953				
24 - 23	C954				
25 - 24	C955				
26 - 25	C956				



5C Collet Chuck - Suits Centre Lathes

- Used where a high degree of accuracy is required
- Suits lathes with 5MT headstock spindle taper & minimum 38mm bore
- Includes 5MT-5C adaptor
- 430mm long Drawer tube
- 150mm handwheel
- Note: Collets not included



CODE	ex GST	inc GST
C980	\$250	\$275



5C Collet Sets



CODE	C985	C984
Type	5C	5C
Imperial / Metric	Imperial	Metric
Pieces in Set	17	24
Range	1/16, 1/8, 3/16, 1/4, 5/16, 3/8, 7/16, 1/2, 9/16, 5/8, 11/16, 3/4, 13/16, 7/8, 15/16, 1, 1-1/16"	3, 4, 5, 6, 7, 8, 9, 10, 11, 12, 13, 14, 15, 16, 17, 18, 19, 20, 21, 22, 23, 24, 25, 26mm
ex GST	\$200	\$270
inc GST	\$220	\$297

ER Spanners & Nuts



SPANNERS	CODE	ex GST	inc GST
ER16	C840	\$20	\$22.00
ER20	C842	\$20	\$22.00
ER25	C861	\$35	\$38.50
ER32	C932	\$30	\$33.00
ER40	C969	\$40	\$44.00



NUTS	CODE	ex GST	inc GST
ER16 Hex Nut	C116	\$30	\$33.00
ER32 Plain Nut	C117	\$40	\$44.00
ER40 Ball Bearing Nut	C118	\$65	\$71.50

5C Collet Block Set

- A simple and effective short-run jig for machining parallel, square, hex shapes and cross-hole drilling at 60°, 90° or 120°.
- Capacity Ø3 - Ø26mm with optional 5C collets
- All surfaces ground



CODE	ex GST	inc GST
C999	\$120	\$132

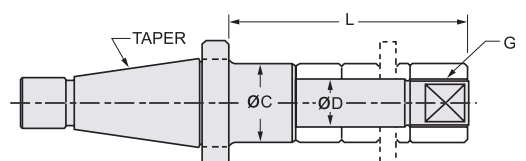
Milling Machine Arbors

(3MT, NT30, NT40)

Stub Mill (M565)



Stub Mill Arbor	TAPER	DRAW BAR	D	C	G	L	Wt.(kg)	CODE	ex GST	inc GST
3MT	1/2"	25.4	40	M24 x P2	90	1.5	1.5	M565	\$80	\$88
NT30	12mm	25.4	40	M24 x P2	90	1.2	1.2	M546	\$100	\$110
NT40	16mm	25.4	40	M24 x P2	90	1.2	1.2	M557	\$120	\$132



Tools & Machine Accessories

Chamfer Cutters



- Uses inserts TPMN1603 (L066) NOTE: Inserts not included
- 45° high speed chamfer cutter



(M501)



(M502)

RANGE	Insert Qty	SHANK SIZE	CODE	ex GST	inc GST
5 - 20mm	1	20 x 65mm	M501	\$50	\$55
20 - 35mm	3	25 x 120mm	M502	\$80	\$88

Face Mill Cutters with Arbor



- Uses inserts TPMN 1603 (L066)
- Suits 1/2" whitworth draw bars
- NOTE: Inserts not included



CUTTER	Insert Qty	TAPER	CODE	ex GST	inc GST
Ø32mm	2	3MT	M528	\$80	\$88
Ø50mm	3	3MT	M529	\$110	\$121

Face Mill Cutters - Positive Rake



- Uses inserts TPMN1603 (L066) *M503 & M504 (L069)

CUTTER	Insert Qty	BORE	CODE	ex GST	inc GST
Ø50mm	3	22mm	M510	\$90	\$99.00
Ø63mm	4	27mm	M511	\$90	\$99.00
Ø75mm	5	27mm	M512	\$110	\$121.00
Ø100mm	6	32mm	M513	\$130	\$143.00
Ø125mm	8	40mm	M503	\$290	\$319.00
Ø160mm	10	40mm	M504	\$390	\$429.00



- NOTE: Inserts not included

Super High Rake Cutters



- Ideal for low horsepower machines where rapid metal removal is required



- NOTE: Inserts not included

CUTTER	Insert Qty	BORE	CODE	ex GST	inc GST
Ø50mm	4	22mm	M515	\$120	\$132.00
Ø63mm	5	22mm	M516	\$130	\$143.00
Ø80mm	6	27mm	M517	\$150	\$165.00
Ø100mm	6	32mm	M518	\$210	\$231.00

- Uses inserts SEHW1204AF (L065)

Face Mill Arbors



SIZE mm	DRAW BAR	CODE	ex GST	inc GST
3MT x Ø22	1/2"	M562	\$54	\$59.40
3MT x Ø27	1/2"	M563	\$54	\$59.40
R8 x Ø22	7/16"	M535	\$60	\$66.00
R8 x Ø27	7/16"	M536	\$65	\$71.50
R8 x Ø32	7/16"	M537	\$65	\$71.50
NT30 x Ø22	12mm	M540	\$50	\$55.00
NT30 x Ø27	12mm	M542	\$50	\$55.00
NT30 x Ø32	12mm	M544	\$50	\$55.00
NT30 x Ø40	12mm	M545	\$60	\$66.00
NT40 x Ø22	16mm	M550	\$75	\$82.50
NT40 x Ø27	16mm	M552	\$75	\$82.50
NT40 x Ø32	16mm	M554	\$75	\$82.50
NT40 x Ø40	16mm	M555	\$85	\$93.50

- Material; SCM-21 Hardness HRC 50°-55°



R8



NT40

Slot & End Mills



- Uses inserts APMT1035 (L059)
- NOTE: Inserts not included



(M521)

CUTTER	TYPE	LENGTH	Insert Qty	CODE	ex GST	inc GST
Ø12mm	END	80mm	1	M519	\$60	\$66.00
Ø16mm	END	90mm	2	M520	\$60	\$66.00
Ø20mm	END	110mm	2	M521	\$65	\$71.50

End Mill Kit



KIT CODE: K159

ITEMS	CODE
16mm End Mill	M520
20mm End Mill	M521
10 x Inserts APMT1035	L059
ex GST	\$250
inc GST	\$275
SAVE	\$27.50



Universal Milling Kit



- In blow mould case
- NOTE: Arbors not included. Refer to face mill arbors below



KIT CODE: M530

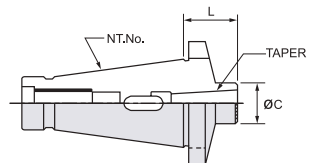
ITEMS	CODE
Ø12mm End Mill Cutter	M519
Ø16mm End Mill Cutter	M520
Ø50mm Face mill, Ø22mm bore	-
10 x Inserts APMT1035	L059
ex GST	\$260
inc GST	\$286



Milling Adaptors



- Precision ground finish



TAPER	DRAW BAR	L	C	CODE	ex GST	inc GST
R8 - 2MT	7/16"	30	32	M169	\$50	\$55.00
R8 - 3MT	7/16"	50	40	M170	\$50	\$55.00
NT30 - 2MT	12mm	50	32	M165	\$80	\$88.00
NT30 - 3MT	12mm	65	40	M166	\$85	\$93.50
NT40 - 2MT	16mm	40	32	M167	\$100	\$110.00
NT40 - 3MT	16mm	70	40	M171	\$90	\$99.00
NT40 - 4MT	16mm	93	48	M172	\$110	\$121.00
NT40 - NT30	16mm	15	~	M1724	\$120	\$132.00
NT50 - NT40	23mm	23	~	M173	\$170	\$187.00

Tools & Machine Accessories

BT ER Collet Chucks

- ER40 collet chucks come with ball bearing nuts
- DIN 2080 taper shank grade AT-3 - 85% taper contact



TAPER	SIZE & EXTENSION	RATED RPM	CODE	ex GST	inc GST
BT30	ER32 - 60mm	10,000rpm	T332	\$120	\$132
BT40	ER16 - 70mm	10,000rpm	T203	\$120	\$132
BT40	ER16 - 100mm	10,000rpm	T204	\$130	\$143
BT40	ER20 - 70mm	10,000rpm	T208	\$120	\$132
BT40	ER20 - 100mm	10,000rpm	T209	\$130	\$143
BT40	ER25 - 70mm	10,000rpm	T214	\$130	\$143
BT40	ER25 - 100mm	10,000rpm	T215	\$140	\$154
BT40	ER32 - 70mm	15,000rpm	T220	\$100	\$110
BT40	ER32 - 100mm	10,000rpm	T224	\$140	\$154
BT40	ER40 - 80mm	10,000rpm	T226	\$150	\$165
BT40	ER40 - 100mm	10,000rpm	T228	\$160	\$176



BT Face Mill Arbors

- Manufactured to MAS403BT40 standard
- Precision ground surfaces

TAPER	SIZE & EXTENSION	CODE	ex GST	inc GST
BT30	Ø22mm - 45mm	T340	\$100	\$110
BT40	Ø22mm - 45mm	T150	\$100	\$110
BT40	Ø22mm - 90mm	T151	\$120	\$132
BT40	Ø27mm - 60mm	T155	\$100	\$110
BT40	Ø32mm - 45mm	T158	\$100	\$110
BT40	Ø40mm - 60mm	T162	\$140	\$154



BT Side Lock Holders



TAPER	SIZE & EXTENSION	CODE	ex GST	inc GST
BT30	16mm - 75mm	T348	\$100	\$110
BT30	20mm - 75mm	T349	\$110	\$121
BT40	12mm - 75mm	T164	\$100	\$110
BT40	16mm - 75mm	T165	\$100	\$110
BT40	20mm - 90mm	T167	\$110	\$121
BT40	25mm - 90mm	T169	\$110	\$121
BT40	32mm - 90mm	T171	\$110	\$121



BT APU Drill Chucks

- Precision ground, M16 Pull Stud thread
- Manufactured to MAS403BT40 standard this one piece drill chuck is suitable for high speed CNC drilling

TAPER	SIZE & EXTENSION	RATED RPM	CODE	ex GST	inc GST
BT30	APU13 - 100mm	8000	T344	\$210	\$231
BT40	APU13 - 110mm	8000	T190	\$220	\$242
BT40	APU16 - 120mm	6000	T194	\$240	\$264



BT Morse Taper Adaptors

- Manufactured to MAS403BT40 standard
- Internal and external precision ground surfaces

TAPER	SIZE & EXTENSION	CODE	ex GST	inc GST
BT40	2MT - 45mm	T175	\$100	\$110
BT40	3MT - 75mm	T177	\$100	\$110
BT40	4MT - 90mm	T179	\$120	\$132



BT Pull Studs



TAPER	TYPE	CODE	ex GST	inc GST
BT30	45°, M12	T330	\$18	\$19.80
BT40	45°, M16	T142	\$18	\$19.80
BT50	45°, M24	T445	\$40	\$44.00



TAPER	TYPE	CODE	ex GST	inc GST
BT40	M16 DOOSAN	T145	\$30	\$33
BT40	M16 OTT SYSTEM	T144	\$40	\$44

Floating Tap Holders

- Manufactured from top quality SCM-12 alloy steel, hardened and precision ground
- Designed to use standard ER collets
- Ideal for all CNC lathes and machining centres
- Features floating spring cushion for automatic position adjustment, avoiding damaged threads
- Square shank of tap is securely held by four grub screws to prevent twisting (ER32 only)

SHANK	COLLET	SHANK LENGTH	EXTENSION	CAPACITY	WEIGHT kg	CODE	ex GST	inc GST
Ø20	ER16	80	50-56	M3-M10	0.72	T006	\$150	\$165
Ø32	ER32	100	86-100	M3-M25	2.16	T008	\$220	\$242
BT40	ER32	-	110-124	M3-M25	2.54	T007	\$320	\$352



20mm x ER16



BT40 x ER32




32mm x ER32

Mill Starter Tooling Package Deal

- Suits Optimum F80TC
- Includes:
 - 3 x BT30 ER32-60 collet chucks
 - 2 x BT30 SLA20-75, 20mm sidelock holders
 - 1 x BT30 SLA16-75, 16mm sidelock holder
 - 1 x BT30 FMB22-45, face mill arbor 22mm spigot
 - 1 x BT30 APU13-100, quick action drill chuck
 - 8 x BT30 pull studs
 - 1 x ER32 18pcs collet set 3-20mm
 - 1 x ER32 collet chuck spanner
 - 1 x BT30 tool setting stand

OPTIMUM®



CODE	ex GST	inc GST
M905T	\$1,540	\$1,694

Mill Starter Tooling Package Deal

- Suits Optimum F150 & F210
- Includes:
 - 3 x BT40 x ER32-70, collet chucks
 - 2 x BT40-SLA16, side lock holders
 - 1 x BT40-SLA20, side lock holder
 - 1 x BT40-FMB27-45, face mill arbor 27mm spigot
 - 1 x BT40-APU16-120, quick action drill chuck
 - 8 x MAS P40T 45° pull studs
 - 1 x ER32 collet set - 18 piece
 - 1 x ER32 collet chuck wrench
 - 1 x BT40 tool setting stand

OPTIMUM®



CODE	ex GST	inc GST
M907T	\$1,540	\$1,694

Tools & Machine Accessories

Drawer with NT/BT Plastic Holders



- Suits industrial storage cabinets SC-1800 & BSC-900
- 1 x 100mm high drawer
- Ball bearing slides
- 75kg load capacity
- Powder coated grey finish



ORDER CODE	T762E
Taper	NT-40/BT-40
Tool Capacity	No. 18
Size	mm 100 Depth
PRICE	ex GST \$150
PRICE	inc GST \$165



BT40 Tool Stand



- The new universal Toolmaster VHS-BT tool setting stand now incorporates both vertical & horizontal holding positions allowing you to change tools and pull studs more efficiently.
- Manufactured from high-grade cast iron
- Black oxide finished 45C steel insert
- Vertical & horizontal holding positions

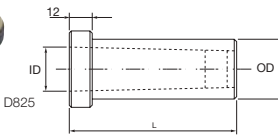
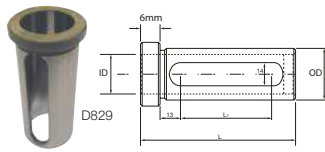
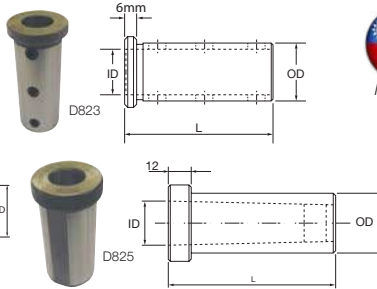


MODEL	TAPER	CODE	ex GST	inc GST
VHS-BT30	BT30	T317	\$190	\$209
VHS-BT40	BT40	T318	\$190	\$209
VHS-BT50	BT50	T319	\$300	\$330

Straight Sleeves & Morse Taper Adaptors



- Used in the turrets of CNC lathes to hold boring bars & other cutting tools
- Precision ground internally & externally



MODEL	TYPE	OD	ID	L	L1	CODE	ex GST	inc GST
CHR 16-32	Set Screws	32	16	86	-	D822	\$70	\$77.00
CHR 20-32	Set Screws	32	20	86	-	D823	\$70	\$77.00
CHR 25-32	Slot	32	25	86	56	D824	\$70	\$77.00
CHR 32-2MT	Plain	32	2MT	88	-	D825	\$80	\$88.00
CHR 32-3MT	Plain	32	3MT	88	-	D8253	\$80	\$88.00
CHR 16-40	Set Screws	40	16	96	-	D826	\$80	\$88.00
CHR 20-40	Set Screws	40	20	96	-	D827	\$80	\$88.00
CHR 25-40	Set Screws	40	25	96	-	D828	\$80	\$88.00
CHR 32-40	Slot	40	32	96	66	D829	\$80	\$88.00
CHR 40-3MT	Plain	40	3MT	88	-	D8293	\$90	\$99.00
CHR 40-4MT	Plain	40	4MT	88	-	D8294	\$90	\$99.00

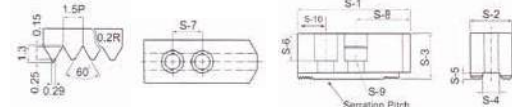
Soft Jaws - to suit Kitagawa Chucks



- To suit CNC lathes. Used to hold work pieces of specific shapes
- Serration pitch 1.5 x 60°



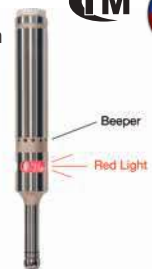
SIZE	S-1	S-2	S-3	S-4	S-5	S-6	S-7	S-8	S-9	S-10	WEIGHT kg	CODE	ex GST	inc GST
Standard Jaws														
6"	73	31	30	12	5	18	20	38	M10	15	1.4	C796	\$90	\$99
8"	95	35	37	14	5	22	25	46	M12	24	2.56	C798	\$100	\$110
10"	110	40	42	16	5	27	30	50	M12	30	4	C800	\$140	\$154
12"	129	48	48	21	5	28	30	60	M16	39	6.32	C802	\$250	\$275
Extra Long Soft Jaws														
8"	150	35	48	-	-	-	-	-	-	-	5.60	C7981	\$180	\$198
10"	150	40	48	-	-	-	-	-	-	-	7	C8001	\$250	\$275



Touch Point Sensor



- Bright red LED light illuminates in conjunction with a loud audible beep sound when prob touches conductive work piece
- Ø10mm hardened & ground ball end probe
- Accuracy: 0.05mm
- 20mm shank
- 156mm long



CODE	ex GST	inc GST
M690	\$85	\$93.50

Z-Axis Preset Gauge - Electronic



- Magnetic base for easy set-up
- Red lamp illuminates when touched
- 50mm height • Accuracy: 0.05mm



CODE	ex GST	inc GST
M691	\$220	\$242

Z-Axis Preset Gauge - Dial Type



- Dial gauge allows the operator to read amount of over travel
- Zero setting and test function
- Resolution 0.05mm • 50mm height • Magnetic base

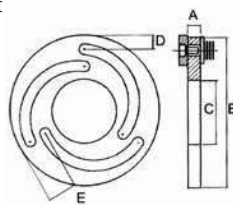


CODE	ex GST	inc GST
M693	\$230	\$253

Lathe Chuck - Boring Rings



- To suit lathe chucks with soft jaws. Used to hold the jaws in place so the soft jaws can be machined to a certain size



SIZE	A	B	C	D	E	F	G	WEIGHT kg	CODE	ex GST	inc GST
5"	12	140	60	12	28	9	13	1.16	L765	\$250	\$275
6"	12	168	80	12	32	9	16.5	1.6	L763	\$250	\$275
8"	12	218	115	15	36	9	18.5	2.42	L761	\$290	\$319
10"	12	258	150	17	40	9	18.5	3.1	L762	\$320	\$352

Universal 3D Tester's



- 0.01mm accuracy
- X, Y & Z-Axis in any direction
- Zero position needle indicates work piece edge
- No calculating of the probe's ball diameter is required
- Finds the centre of a bore
- 135mm length without shank (M695)
- 113mm length without shank (M694)



CODE	ex GST	inc GST
M695	\$540	\$594
M694	\$850	\$935

Tools & Machine Accessories

Boring Head Kits

- Micro adjustment, rigid locking with two vertical & one horizontal boring bar positions
- NOTE: Arbors are sold separately




MODEL	SIZE	CODE	ex GST	inc GST
BC-2K	50mm	M182	\$170	\$187
BC-3K	75mm	M183	\$220	\$242

Arbors - Suits: BC-2K & BC-3K

- Hardened and ground shanks

TAPER	DRAW BAR	CODE	ex GST	inc GST
3MT	1/2"Whit.	M192	\$42	\$46.20
R8	7/16"UNF	M190	\$42	\$46.20
NT30	12mm	M193	\$48	\$52.80
NT40	16mm	M194	\$54	\$59.40



BHB Precision Boring Head

- Range 10 - 240mm
- Adjustment graduations 0.01mm
- Includes 2 boring bars
- 18 - 12mm boring bar sleeve
- Suits 18mm boring bar shanks
- NOTE: Arbors not included

CODE	ex GST	inc GST
M184	\$420	\$462



VBHU Universal Boring & Facing Head

NOTE: Arbors not included

- Auto feed (2-speed) & stop
- Range 5 - 250mm
- Suits 10, 12, & 18mm boring bar shanks
- Includes:
 - 4 x boring bars
 - 2 x sleeves
 - 1/4" x HSS adaptors
 - 3 x boring bar extension

CODE	ex GST	inc GST
M185	\$1,290	\$1,419



Arbors - Suits: BHB & VBHU

- Hardened and ground shanks

TAPER	DRAW BAR	CODE	ex GST	inc GST
3MT	1/2"Whit.	M195A	\$90	\$99
R8	7/16"UNF	M196	\$90	\$99
NT30	12mm	M197	\$90	\$99
NT40	16mm	M197A	\$100	\$110
BT40	16mm	M197B	\$270	\$297



Boring Head Bar Sets - Carbide Tipped

- Carbide tipped boring bar sets (M180 & M181)
- Carbide insert type boring bar set (M181A)

SIZE	PIECE	SUITS BORING HEADS	CODE	ex GST	inc GST
12mm	9	BC-2K	M180	\$50	\$55.00
18mm	12	BC-3K, BHB, VBHU	M181	\$85	\$93.50
18mm	4	BC-3K, BHB, VBHU	M181A	\$90	\$99.00



Replacement Insert L062
See page 63



Parallel Sets

- Precision ground to 0.005mm tolerance
- M250- 150mm long (hard wood case)
- M252- 150mm long (hard wood case)
- M253- 100 & 150mm long (plastic case)

TYPE	CODE	ex GST	inc GST
4 Matched Pairs	M250	\$70	\$77.00
9 Matched Pairs	M252	\$130	\$143.00
9 Matched Pairs	M253	\$290	\$319.00



Magnetic Chucks

- Cam-operated On/Off handle to hold and release the work-piece
- Powerful permanent magnet with side keeper plate
- Thick top and base plate for maximum rigidity
- Fine pitched magnetic poles make it suitable for small & thin pieces



SIZE (L x W x H)	CODE	ex GST	inc GST
250 x 125 x 48mm	C300	\$400	\$440
300 x 150 x 48mm	C302	\$580	\$638
450 x 150 x 53mm	C306	\$790	\$869
450 x 200 x 53mm	C308	\$1,040	\$1,144

Tools & Machine Accessories

Clamp Kits - 58 piece

- Rolled threads
- Black oxide finish, tool steel, heat treated
- Includes compartment storage holder
- Note: Wooden base holder (C098 & C099)



Vee Blocks - Cast Iron

- Manufactured from close grain casting seasoned against distortion
- Accurately machined square and faces ground parallel
- Supplied as matching pair • True 90° Vee

TYPE	CODE	ex GST	inc GST
75x50x50mm	V003	\$75	\$82.50
100x63x63mm	V004	\$95	\$104.50
150x50x100mm	V006	\$160	\$176.00



Vee Blocks - Steel

- Hardened and precision ground
- Matched pair of Vee blocks
- Includes one clamp

LxWxH	CODE	ex GST	inc GST
63 x 50 x 50mm	V010	\$150	\$165



Angle Plates

- Manufactured from high quality close grain cast iron
- Precision ground finish


PRECISION GROUND Open End	CODE	ex GST	inc GST
112 x 88 x 75mm	M242	\$70	\$77.00
150 x 125 x 112mm	M243	\$110	\$121.00
200 x 150 x 125mm	M244	\$180	\$198.00
PRECISION GROUND Webbed End	CODE	ex GST	inc GST
228 x 150 x 175mm	M245	\$220	\$242.00
250 x 200 x 150mm	M246	\$300	\$330.00



Swivel Angle Plates

- 3 Machined T-slots for easy mounting
- Calibrated angle scale to 1°
- Adjustable angle from 0-90°

LxWxH	CODE	ex GST	inc GST
203 x 255 x 165mm	M200	\$290	\$319



Adjustable Angle Plate

- Adjustable 45° both sides

(L x W x H)	CODE	ex GST	inc GST
380 x 255 x 181mm	M201	\$950	\$1,045



Screw Jack Set - 7 Piece

- Height range 56mm – 85mm
- Base size 31.75mm

CODE	ex GST	inc GST
M2087	\$40	\$44



Screw Jack Set

- Acme Threads
- Manufactured from toughened steel
- 2 x Ø38mm 65-90mm
- 2 x Ø50mm 90 - 140mm

CODE	ex GST	inc GST
M208	\$190	\$209



Clamp Studs

- Sold in sets of 2

THREAD	CODE	ex GST	inc GST
1/2" UNC x 3"	N0890	\$9.00	\$9.90
M10 x 75mm	N0892	\$9.00	\$9.90
M12 x 75mm	N0893	\$9.00	\$9.90
M16 x 75mm	N0894	\$9.00	\$9.90



Workshop Range

MODEL	SLOT	STUD	CODE	ex GST	inc GST
HF-1/2	1/2"	3/8"UNC	C090	\$85	\$93.50
HF-5/8	5/8"	1/2"UNC	C091	\$100	\$110.00
HF-10	10mm	M8x1.25	C0945	\$85	\$93.50
HF-12	12mm	M10x1.25	C0955	\$90	\$99.00
HF-14	14mm	M12x1.75	C0965	\$100	\$110.00
HF-16	16mm	M12x1.75	C0966	\$110	\$121.00

Kit Includes:

- 4 x Coupling nuts
- 6 x Tee nuts
- 6 x Flanged nuts
- 6 x Step clamps
- 12 x Step blocks

- Threaded studs:
- 4 x 75mm
- 4 x 100mm
- 4 x 125mm
- 4 x 150mm
- 4 x 175mm
- 4 x 200mm

Industrial Range

MODEL	SLOT	STUD	CODE	ex GST	inc GST
CK-12B	16mm	M12x1.75	C096A	\$220	\$242
CK-16	18mm	M16x2	C097	\$250	\$275
CK-18	20mm	M18x2.5	C098	\$470	\$517
CK-20	22mm	M20x2.5	C099	\$520	\$572

Mini Clamp Kits - 10 piece

- Zinc plated finish • Rolled threads
- 100mm stud length • Hardened steel

STUDS	SLOT	CODE	ex GST	inc GST
M6 x 1.0mm	8mm	C0954	\$30	\$33.00
M8 x 1.25mm	10mm	C0948	\$30	\$33.00



U-Clamps

- Material S45C, easy adjustment
- Sold in sets of 2



STUDS	SLOT	CODE	ex GST	inc GST
1/2" x 13TPI	5/8"	C083	\$75	\$82.50
M12	14mm	C0832	\$65	\$71.50



T-Slot Clamps

- Drop forged
- Supplied individually

SLOT	THREAD	CODE	ex GST	inc GST
13.8mm	M6	C0861	\$29	\$31.90
15.8mm	M8	C0871	\$29	\$31.90
17.5mm	M8	C0881	\$32	\$35.20



Flanged Nuts

- Sold in sets of 2



THREAD	CODE	ex GST	inc GST
1/2"UNC	N084	\$12	\$13.20
M10	N085	\$12	\$13.20
M12	N086	\$12	\$13.20
M16	N088	\$12	\$13.20

Tee Slot Nuts

- Heat Treated Steel
- Black Oxide Finish
- HRC 34°
- Supplied in packet of 2



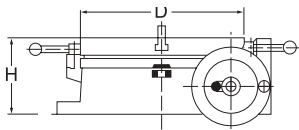
SLOT	THREAD	CODE	ex GST	inc GST
5/8"	1/2"UNC	C084	\$13.00	\$14.30
10mm	M8	C085	\$13.00	\$14.30
12mm	M10	C085A	\$13.00	\$14.30
14mm	M12	C086	\$13.00	\$14.30
16mm	M12	C087	\$13.00	\$14.30
18mm	M16	C088	\$13.00	\$14.30

Tools & Machine Accessories

Rotary Table



- Gear ratio 36-1
- Hand wheel can be set to zero
- Hand wheel graduated in 10min divisions
- Can be used both horizontally & vertically



DIAMETER (D)	HEIGHT (H)	CODE	ex GST	inc GST
75mm	41.27mm	R001	\$130	\$143

Tilting Rotary Table



- Tilting range 0-90° horizontal to vertical graduated in 1°
- Graduations: 0-360° in 5° increments
- Handle graduations: 0-10° in 5' divisions
- 66mm height from flat position
- 36-1 ratio



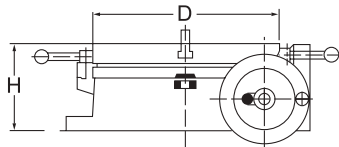
SIZE	CODE	ex GST	inc GST
100mm	R0014	\$220	\$242

Rotary Table Kit

- The Toolmaster rotary table kit is supplied with dividing plates and a 125mm 3-Jaw chuck. The rotary table is able to be used in both the horizontal or vertical plane.
- Worm is hardened and precision ground, with a ratio of 90:1
- Table is graduated to a full 360° so one turn of the handle moves the table 4°
- The collar on the handle is graduated with a vernier scale, readings down to 10 seconds are possible

Includes:

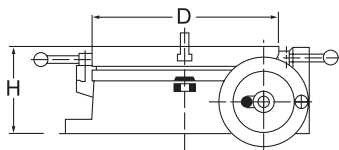
- 1 x 150mm rotary table
- 1 x Dividing plates
- Crank and sector arms
- 1 x 125mm 3 jaw chuck
- Backing plate



MODEL	DIAMETER (D)	CHUCK Ø	HEIGHT (H)	T-SLOT	WEIGHT	CODE	ex GST	inc GST
RTK-6	150mm	150mm	83mm	12mm	24kg	R0065	\$620	\$682

Rotary Tables

- High level of accuracy
- Hardened and ground worm gear
- Gear ratio 90:1
- Vernier reading 10 seconds
- Can be used horizontally or vertically
- Table is graduated to 360° so one turn of the handle moves the table 4°



MODEL	DIAMETER (D)	HEIGHT (H)	T-SLOT	WEIGHT	CODE	ex GST	inc GST
HV-4	100mm	80mm	11mm	7.5kg	R005	\$420	\$462
HV-6	150mm	80mm	11mm	13.94kg	R006	\$420	\$462
HV-8	200mm	105mm	14mm	30kg	R008	\$670	\$737
HV-10	250mm	115mm	14mm	40kg	R010	\$850	\$935
HV-12	300mm	135mm	16mm	60kg	R012	\$1,090	\$1,199
HV-14	350mm	140mm	16mm	95kg	R012A	\$1,350	\$1,485
HV-16	406mm	155mm	16mm	118.7kg	R012B	\$1,990	\$2,189

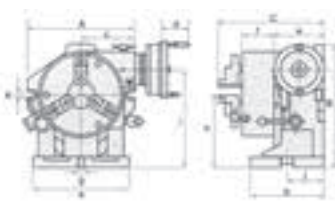


Super Indexing Head

- The 3-jaw chucks on both the 6" and 8" models have large through-bores
- Master indexing plate has 24 divisions and is permanently fixed inside the indexer. Divisions of 2, 3, 4, 6, 8 & 12 can also be achieved by using sub plates.
- When the chuck is removed, the unit can be used as a horizontal or vertical rotary table
- The worm gear has a ratio of 90:1. It can be disengaged for quick indexing work
- Worm is hardened and precision ground to minimise wear
- Graduated in one minute increments and readings down to ten seconds can be set on the vernier scale
- The unit can be fitted with dividing plates

Includes:

- 3-Jaw self-centring chuck, face plates & 6 indexing plates



CHUCK Ø	CENTRE HEIGHT	BORE	a	A	b	B	C	e	f	h	i	WEIGHT	CODE	ex GST	inc GST
152mm	130mm	44mm	220	250	150	235	221	112	66	130	186	46.38kg	R002	\$1,250	\$1,375
203mm	155mm	63mm	225	310	160	285	243	125	75	155	232	76kg	R004	\$1,800	\$1,980


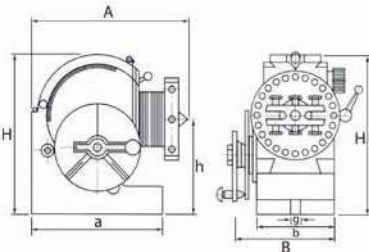
Dividing Heads - Semi-Universal



- Hardened and ground spindle rigidly held between taper roller bearings
- Dividing plates are designed to allow easy indexing on numbers 2, 3, 4, 6, 8, 12 & 24
- Improved design with spindle spigot nose for a more accurate chuck mount
- Worm is hardened and ground with ratio between worm and worm wheel 40:1
- The head swivels from 10° below horizontal to 90° vertical
- Slotted base on dividing head & tailstock for use with key steel to align quickly on machine

Includes:

- Backing plate
- Dividing plates
- Tailstock



BS-0 Head + 3 Jaw Chuck

Package Deal (D001 + C280)

\$869 inc GST (K4000)

SAVE \$99 RRP

BS-1 Head + 3 Jaw Chuck

Package Deal (D002 + C280)

\$1,199 inc GST (K4005)

SAVE \$121 RRP

MODEL	A	B	H	h	a	b	g	TAPER	BORE	WEIGHT	CODE	ex GST	inc GST
BS-0	189	140	173	100	160	91	13	2MT	18	20kg	D001	\$700	\$770
BS-1	293	156	220	128	207	114	16	3MT	20	37.75kg	D002	\$990	\$1,089

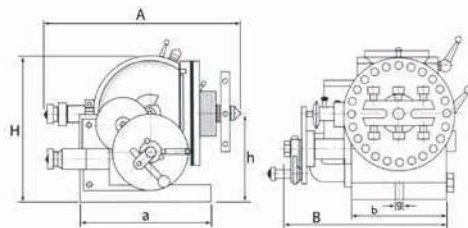
Dividing Heads - Universal



- Hardened and ground spindle rigidly held between taper roller bearings
- Dividing plates are designed to allow easy indexing on numbers 2, 3, 4, 6, 8, 12 & 24
- Improved design with spindle spigot nose for a more accurate chuck mount
- Worm is hardened and ground with ratio between worm and worm wheel 40:1
- The head swivels from 10° below horizontal to 90° vertical
- Slotted base on dividing head & tailstock for use with key steel to align quickly on machine

Includes:

- 12 x gears with mounting system for helical cutting
- Backing plate
- Dividing plates
- Tailstock




MODEL	A	B	H	h	a	b	g	TAPER	BORE	WEIGHT	CODE	ex GST	inc GST
BS-2	365	272	236	132.7	213	134	16	4MT	25.4	66kg	D003	\$1,790	\$1,969

Optional Accessories For Indexing Heads & Rotary Tables



Tailstocks


- When using super indexing spacers and rotary tables in the vertical position, these tailstocks can be used to support the work piece and ensure accurate alignment



Adjustable Height Tailstock Specifications

MAX. HEIGHT	MIN. HEIGHT	TO SUIT	WEIGHT	CODE	ex GST	inc GST
110mm	75mm	R005, R006, D001	4.48kg	R013	\$180	\$198
155mm	110mm	R002, R008, D002, D003	5.90kg	R014	\$180	\$198
200mm	120mm	R010, R012, R004	8.86kg	R015	\$190	\$209

Dividing Plates



R016 Plate Specs

A	15, 16, 17, 18, 19, 20
B	21, 23, 27, 29, 31, 33
C	37, 39, 41, 43, 47, 49

R018 / R020 Plate Specs

A	Double Sided Plate
	26, 30, 34, 38, 41, 44, 47, 51, 57
B	Double Sided Plate
	61, 67, 71, 77, 81, 87, 91, 97
	63, 69, 73, 79, 83, 89, 93, 99

Dividing Plates and Accessories

TO SUIT	PLATES	WEIGHT	CODE	ex GST	inc GST
R005, R006	A-B-C	1.5kg	R016	\$140	\$154
R008	A-B	4.5kg	R018	\$190	\$209
R010, R012 R012A, R012B R002, R004	A-B	5.0kg	R020	\$190	\$209

Tools & Machine Accessories

K-Type Milling Vices

- Jaws hardened and ground alloy steel • Graduated swivel base
- All working surfaces, such as top and bottom of bed, jaw plates and base, are precision ground square and parallel

JAW WIDTH	OPEN	WEIGHT kg	CODE	ex GST	inc GST
100	62	11.41	V104	\$200	\$220
127	80	17.56	V105	\$270	\$297
152	112	29.06	V106	\$300	\$330
203	146	59	V108	\$570	\$627



VERTEX



Anglock Machine Vices

- Spherical segment allows for all directional alignment
- Ductile steel body with hardened and ground moveable steel jaw
- All surfaces are precision ground and the bed is flame hardened

JAW WIDTH	OPEN	WEIGHT kg	CODE	ex GST	inc GST
100	103	20.70	V304	\$400	\$440
127	110	31.13	V305	\$440	\$484
152	142	43.41	V306	\$460	\$506
203	197	80	V307	\$990	\$1,089



VERTEX



Anglock Machine Vices

- Accuracy of vice is 0.025mm/100mm for squareness and parallelism
- Special segment in the movable jaw creates down forces in the movable jaw when horizontal pressure is applied

JAW WIDTH	OPEN	CODE	ex GST	inc GST	
160	170	V3061	\$290	\$319	• Thrust needle bearing screw for easy use



3 Way Angle Milling Vice

- Angles can be set in 3 planes:
- 1. Swivel 360° around the base
- 2. Tilts 45° from side to side
- 3. The vice can be elevated through 90° from horizontal to vertical

JAW WIDTH	OPEN	WEIGHT kg	CODE	ex GST	inc GST
125	95	28	V115	\$360	\$396




HAFCO

Tilting Machine Vice - 150mm

- Rotates 360° in the horizontal plane
- Tilts from 0 - 90° in the vertical plane
- Graduated degree markings on vice


JAW WIDTH	OPEN	CODE	ex GST	inc GST
152	155	V111	\$790	\$869



Toolmakers Vice

- One-piece solid construction, made of SK-2 alloy steel, Accuracy 0.005mm in squareness & parallelism
- All surfaces hardened to 56HRC & precision ground


SIZE	JAW DEPTH	JAW OPENING	LENGTH	CODE	ex GST	inc GST
73	35	100	190	V365	\$190	\$209



Modular Machine Vices

- Manufactured to HRC60
- Keyways are 16mm H7 tolerance giving perfect alignment
- Space saving design allows for maximum use of clamping area

SIZE	OPEN	WEIGHT kg	CODE	ex GST	inc GST
152	200	28	V311	\$1,150	\$1,265
152	300	37	V311A	\$1,350	\$1,485
203	300	72	V312	\$2,090	\$2,299



Precision Vices



SAFEWAY has been manufacturing high precision work holding solutions in Taiwan for more than 35 years.

All vices are manufactured with precision ground surfaces, and vice beds are flame hardened to HRC45 to take up wear and maintain accuracy.

The design, tolerance & engineering exceed international manufacturing standards and the same height guarantee allows these vices to be used as pairs and in multiple configurations. Extra Jaw configurations available, see website www.machineryhouse.com.au

Mechanical / Hydraulic Milling Vice - PHV Series

Safeway Precision PHV Series Mechanical / Hydraulic Milling Vices are designed for larger clamping applications with the unique design of the movable jaw that slides along the vice base

- Manufactured from rigid casting of high tensile ductile iron FCD60JIS (Equal to GGG60) with 60kgs/mm2 or 80,000 psi tensile strength
- Semi-sphere segment eliminates movable jaw lifting & creates a down force of 1kg for every 2kg of clamping force, preventing the work piece from tilting
- Large clamping range via adjustable moving jaw that can be pinned in 3 different positions on the vice base
- The vice can be used in either a mechanical mode or in a hydraulic mode • Optional swivel base available

MODEL	JAW WIDTH	JAW HEIGHT	OPENING	VICE HEIGHT	TOTAL HEIGHT	LENGTH without Handle	ORDER CODE	ex GST	inc GST
PHV-130	130	55	0-225	108	163	570	V330	\$1,290	\$1,419
PHV-160	160	58	0-310	121	179	640	V332	\$1,380	\$1,518



Compact Hydraulic Vices - CHV Series

Safeway Precision CHV Series Compact Hydraulic Vices are suitable for applications where precise work holding is required in restricted spaces

- Manufactured from rigid casting of high tensile ductile iron FCD60JIS (Equal to GGG60) with 60kgs/mm2 or 80,000 psi tensile strength
- Semi-sphere segment eliminates movable jaw lifting & creates a down force of 1kg for every 2kg of clamping force, preventing the work piece from tilting
- Swarf covers fitted to minimise swarf build up over leadscrew
- Suitable to be used on its side • Optional jaws available for multiple clamping configurations

MODEL	JAW WIDTH	JAW HEIGHT	OPENING	VICE HEIGHT	TOTAL HEIGHT	LENGTH without Handle	ORDER CODE	ex GST	inc GST
CHV-100V	100	48	0-125	85	133	475	V320	\$1,590	\$1,749
CHV-130V	130	55	0-180	95	150	540	V321	\$1,800	\$1,980
CHV-160V	160	58	0-240	105	163	630	V322	\$2,050	\$2,255
CHV-200V	200	63	0-280	110	173	705	V323	\$2,600	\$2,860



Pneumatic Production Vices - PQV Series

Safeway Precision PQV Series Pneumatic Vices are designed for mass production applications on machining centres, milling machines, drilling machines or special purpose machines where fast & consistent clamping pressure is required with the simple ON/OFF operation

- Robust construction of one-piece casting consisting of fixed jaw & vice bed
- Manufactured from rigid casting of high tensile ductile iron FCD60JIS (Equal to GGG60) with 60kgs/mm2 or 80,000 psi tensile strength
- Compact pneumatic mechanism design, no oil is required only an air supply
- Easy and simple ON-OFF switch control for pneumatic operation - Rapid ON-OFF in only 1.5 seconds
- Safety locking mechanism - After pneumatic clamping, the work piece will remain clamped firmly even if there is a sudden loss of air supply
- Safety protection - Maximum pneumatic clamping stroke is 4mm to prevent inserting operator's finger during clamping operation
- Built in air regulator for adjusting clamping pressure from 0-1000 kgf
- Down trust "semi-spherical segment" mechanism eliminates the jaw and workpiece lifting
- Optional jaws available for multiple clamping configurations

MODEL	JAW WIDTH	JAW HEIGHT	OPENING	VICE HEIGHT	TOTAL HEIGHT	LENGTH without Handle	ORDER CODE	ex GST	inc GST
PQV-160V	160	58	150	105	163	534	V342	\$2,490	\$2,739
PQV-200V	200	63	200	125	188	627	V343	\$3,090	\$3,399



Double Lock Vices - DAV Series

Safeway Precision DAV Series are designed as a Production vice suitable for machining centres and milling machines where multiple work piece holding is required and accuracy is important

- Manufactured from rigid casting of high tensile ductile iron FCD60JIS (Equal to GGG60) with 60kgs/mm2 or 80,000 psi tensile strength
- Suitable for clamping 2 separate work pieces with a size tolerance of $\pm 1.5\text{mm}$
- Jaws clamp simultaneously with equal clamping power
- Patented mechanical clamping lock down jaw mechanism prevent jaws and workpieces from lifting
- Swarf covers fitted to minimise swarf build up over leadscrew
- Removable stationary jaw so vice can also be used as a self-centring vice

MODEL	JAW WIDTH	JAW HEIGHT	OPENING	VICE HEIGHT	TOTAL HEIGHT	LENGTH without Handle	ORDER CODE	ex GST	inc GST
DAV-130V	130	55	0-85/0-85	85	140	535	V352	\$2,090	\$2,299
DAV-160V	160	58	0-100/0-100	90	148	585	V353	\$2,540	\$2,794




Tools & Machine Accessories

Bench Vices

- Manufactured from nodular cast iron
- Serrated jaws
- Acme screw thread

JAW WIDTH	CODE	ex GST	inc GST
100mm	V088	\$90	\$99
127mm	V089	\$140	\$154
152mm	V090	\$190	\$209



Offset Fabricated Vice

- Manufactured from steel plate & designed for - heavy duty work
- Right hand offset

JAW WIDTH	WEIGHT	CODE	ex GST	inc GST
152mm	19.6kg	V067	\$120	\$132



Multi Purpose Vice

- Rotating head with lock
- Swivel base with lock
- Case hardened jaws with grooves
- Scale on swivel head & vice opening
- Quick action vice lock/release mechanism
- Includes anvil & pipe jaws

JAW WIDTH	CODE	ex GST	inc GST
125mm	V075	\$200	\$220



Offset Fabricated Vices

- Right hand offset design
- In-built anvil
- Hardened serrated jaws
- Double start nut for higher clamping force

JAW WIDTH	OPEN	CODE	ex GST	inc GST
100mm	127mm	V0924	\$100	\$110
125mm	150mm	V0925	\$140	\$154
150mm	178mm	V0926	\$250	\$275
200mm	228mm	V0928	\$450	\$495



- Australian made with 25 year warranty
- Replaceable case hardened jaws
- Corrosive resistant screw & handle
- Replaceable nut and screw



Forged Steel Utility Vice

Manufactured from forged steel and fitted with anvil and pipe jaws



Offset Cast Iron Vice

Manufactured from cast iron & designed for heavy duty work

JAW WIDTH	OPEN	WEIGHT	CODE	ex GST	inc GST
100mm	115mm	27kg	V079	\$580	\$638
150mm	175mm	56kg	V080	\$1,000	\$1,100



Offset Fabricated Vices

Manufactured from steel plate & designed for heavy duty work

JAW WIDTH	OPEN	WEIGHT	CODE	ex GST	inc GST
100mm	115mm	20kg	V069	\$450	\$495
150mm	175mm	25kg	V070	\$720	\$792
200mm	225mm	59.9kg	V071	\$1,300	\$1,430



Vice Soft Jaws

- Magnetic tabs to ensure jaws remain fixed to the vice



Aluminium Face



Aluminium Prism Face




Rubber Face

SIZE	TYPE	CODE	ex GST	inc GST
100mm	Aluminium Face	V053	\$14	\$15.40
125mm	Aluminium Face	V0531	\$15	\$16.50
150mm	Aluminium Face	V0532	\$18	\$19.80
100mm	Aluminium Prism Face	V0537	\$16	\$17.60
125mm	Aluminium Prism Face	V0538	\$19	\$20.90
150mm	Aluminium Prism Face	V0539	\$22	\$24.20
100mm	Rubber Face	V0534	\$16	\$17.60
125mm	Rubber Face	V0535	\$19	\$20.90
150mm	Rubber Face	V0536	\$22	\$24.20

SIZE	TYPE	CODE	ex GST	inc GST
100mm	Serrated-Face	V054	\$16	\$17.60
150mm	Serrated-Face	V0542	\$19	\$20.90
100mm	Plastic Multigrip	V0544	\$16	\$17.60
150mm	Plastic Multigrip	V0546	\$19	\$20.90

- Thermo plastic polyurethane with magnetic back



Serrated-Face



Plastic Multigrip



Vice Pressbrake - Bender

- Bends up to 2mm thick mild steel
- Magnetic back designed to keep bender on vice
- Segmented blade



Shown mounted to optional vice

SIZE	CODE	ex GST	inc GST
100mm	V050	\$55	\$60.50
125mm	V051	\$65	\$71.50
150mm	V052	\$75	\$82.50



Tools & Machine Accessories

Drilling Vices


- Manufactured from close grain cast iron
- 100-145mm jaw opening (V124-V126)
- Tilts from 0-90° vertical (V114)

SIZE	TYPE	CODE	ex GST	inc GST
100mm	Flat	V124	\$25	\$27.50
127mm	Flat	V125	\$40	\$44.00
152mm	Flat	V126	\$50	\$55.00
100mm	Tilting	V114	\$90	\$99.00



Drill Press Vices

- Prismatic jaw for securely clamping round work pieces
- Compact design
- Guide screw lead in mechanism



SIZE	OPENING	DEPTH	CODE	ex GST	inc GST
100mm	100mm	30mm	V1270	\$80	\$88.00
100mm	100mm	30mm	V1441	\$95	\$104.50
130mm	120mm	35mm	V1451	\$125	\$137.50



Precision Drill Press Vices

- Jaws hardened to HRC52
- Surface of the vice bed is parallel to the bottom of the vice body within 0.03mm
- Down thrust semi-spherical segment



SIZE	OPEN	CODE	ex GST	inc GST
100mm	100mm	V141	\$280	\$308
130mm	110mm	V142	\$340	\$374
160mm	115mm	V143	\$390	\$429



Drill Press Vices

- Hardened prismatic jaws
- Heavy-duty cast iron construction
- Jaw guides to prevent tilting



SIZE	OPEN	CODE	ex GST	inc GST
100mm	110mm	V1541	\$140	\$154
140mm	150mm	V1551	\$240	\$264
200mm	200mm	V1581	\$350	\$385



Heavy Duty Drill Press Vice

- Australian made with 25 year warranty
- Manufactured from quality cast iron
- Case hardened steel serrated jaws
- Accurately machine slide faces & base



SIZE	OPEN	CODE	ex GST	inc GST
100mm	120mm	V138	\$336.36	\$370
125mm	250mm	V139	\$545.45	\$600

90° Angle Vice Clamp


- Self aligning jaws clamps 90°
- Clamps round, square, angle-iron, rectangle & channel sections



MAX. JAW OPENING	MAX. JAW HEIGHT	MAX. JAW LENGTH	CODE	ex GST	inc GST
60mm	35mm	60mm	V099	\$75	\$82.50
100mm	60mm	90mm	V100	\$120	\$132.00

Compound Drill Vices

- Cast iron body
- Adjustable slides



Light Duty Range

SIZE	TRAVEL	CODE	ex GST	inc GST
105mm	114 x 102	V120	\$80	\$88
150mm	203 x 152	V122	\$110	\$121

Compound Table

- Manufactured in cast iron
- Graduated dials
- 2 x 12mm tee slots
- 0.001" hand wheel graduation



TABLE SIZE	LONG TRAVEL	CROSS TRAVEL	TOTAL HEIGHT	T-SLOT	WEIGHT	CODE	ex GST	inc GST
155x470mm	290mm	177mm	130mm	12mm	28kg	M198	\$270	\$297

Compound Drill Vices

- Ground vice jaws
- Cast iron body
- Adjustable slides

V1205



Heavy Duty Range

SIZE	TRAVEL	CODE	ex GST	inc GST
105mm	100 x 100	V1204	\$90	\$99
125mm	125 x 125	V1205	\$140	\$154

Compound Table Swivel Base

- Manufactured from cast steel
- Swivel base 360 degree
- Graduated dials



TABLE SIZE	LONG TRAVEL	CROSS TRAVEL	TOTAL HEIGHT	T-SLOT	WEIGHT	CODE	ex GST	inc GST
240x425mm	200mm	150mm	165mm	12mm	58kg	M2061	\$690	\$759

Tools & Machine Accessories

Air Power Draw Bar - NT30, NT40 **ALIGN**


- Suits most NT30, NT40 spindle milling machines
- Includes M12 two-piece & M16 two-piece drawbars
- Note: Optional R8 x 7/16" UNF & NT40 x 5/8" BSW drawbars available



SPEED	TORQUE	AIR PRESS	VOLTAGE	CODE	ex GST	inc GST
3000rpm	150ft/lb	90psi	24V	M247	\$1,150	\$1,265

Horizontal Attachment

- Suits most turret mills
- Adjustable arbor support 140-170mm
- Supplied with Ø1" x 12" milling arbor
- Max. speed 2000rpm



MODEL	TAPER	SUITS QUILL SIZE	CODE	ex GST	inc GST
HMA-386	NT30	86mm	M213	\$1,250	\$1,375
HMA-4105	NT40	105 & 86mm	M217	\$1,290	\$1,419

Keyway Broach Sets

- HSS broach set consisting of broaches, bushes & packing shims



M498



M500

TYPE	BROACH WIDTH	BUSHES Ø	CODE	ex GST	inc GST
Metric	4, 5, 6, 8mm	12, 14, 15, 16, 18, 19, 20, 22, 24, 25, 26, 28, 30mm	M498	\$360	\$396
Imperial	1/8", 3/16", 1/4", 3/8"	1-1/2", 1-3/8", 1-1/4", 1-1/8", 1", 7/8", 3/4", 5/8", 1/2"	M500	\$320	\$352

Riser Spacer - Suit Milling Machines

See Website For More Tech Info



CODE	M223	M224
Spacer Height	152mm	152mm
Thread Type	1/2" x 12tpi BSW	M12 x 1.75mm Metric
Suits Milling Machines	BM-20A, BM-20A, BM-20E, BM-30A, BM-30, BM-40V, BM-50VE, BM-65VE, BM-70VE	BM-22A, BM-22AD, BM-22, BM-23A, BM-52VE, BM-53VE, BM-62VE, BM-63VE
ex GST	\$790	\$790
inc GST	\$869	\$869



Power Feed Units

- Variable speed feed
- Rapid feed override
- Automatic cut-out
- 110V drive motor



M230



M227



M240



AXIS	SUITS	SPEED RANGE	TORQUE	CODE	ex GST	inc GST
X-Axis	Mill-Drill	0-270rpm	Max. 550 in/lb	M230	\$520	\$572
	240V Input to 110V Output Transformer			M240	\$200	\$220
X-Axis	Turret Mills	0-160rpm	Max. 650 in/lb	M227	\$540	\$594
Y-Axis	Turret Mills	0-160rpm	Max. 650 in/lb	M229	\$570	\$627
Z-Axis	Turret Mills	0-160rpm	Max. 650 in/lb	M2295	\$570	\$627

Keyway Broaches - Individual

- HSS consisting of a broach & packing shim



SIZE	CODE	ex GST	inc GST	SIZE	CODE	ex GST	inc GST
3mm	M4982	\$50.00	\$55.00	1/8"	M5002	\$60.00	\$66.00
4mm	M4983	\$65.00	\$71.50	3/16"	M5003	\$65.00	\$71.50
5mm	M4984	\$65.00	\$71.50	1/4"	M5004	\$85.00	\$93.50
6mm	M4985	\$80.00	\$88.00	5/16"	M5005	\$90.00	\$99.00
8mm	M4986	\$90.00	\$99.00	3/8"	M5006	\$90.00	\$99.00
10mm	M4987	\$150.00	\$165.00	1/2"	M5008	\$150.00	\$165.00
12mm	M4988	\$150.00	\$165.00				

Slotting Machine

SL-100

- Swivel head tilts left and right 90°
- 800 x 240mm work table size
- 560 x 230mm work table travel
- Dovetail vertical Z-Axis
- 0-100mm machining stroke range
- Strokes per minute 60-350 (6 ranges)
- Heavy duty cast iron construction
- 14mm T-Slot on table
- Suits 16mm diameter tooling
- 370W/0.5hp, 240V motor
- Includes safety chuck guard with micro
- Includes steel fabricated stand



Shown Slotting Keyway with Optional Clamps & Tooling



Swivel head tilts left and right 90°

MODEL ORDER CODE	SL-100 S707
Maximum Stroke	mm 100
Ram Stroke	stroke/min 60-350 (6 steps)
Work Table Size	mm 800 x 240
Table Travels	mm 560 x 230
Motor Power	W / hp 370 / 0.5
Voltage	V 240
Weight	kg 330
PRICE ex GST	\$4,850
PRICE inc GST	\$5,335

Tools & Machine Accessories

Handwheels

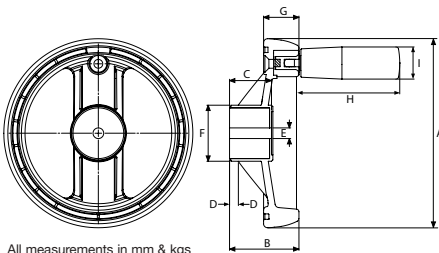
- ABS handwheels supplied with foldable handle
- Aluminium handwheels supplied with a revolving type phenolic handle
- All hand wheels included threaded grub screw to secure handwheel
- Black coloured finish
- Aluminium centre supplied with bore size that requires machining to suit your application

HAFCO



H9018

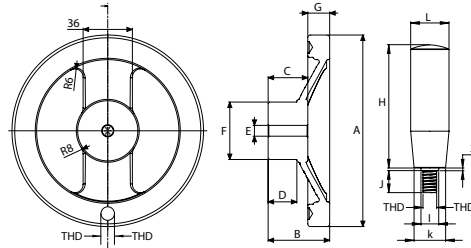
Hand Wheel - Folding Handle



All measurements in mm & kgs

CODE	A	B	C	D	E	F	G	H	I	WEIGHT
H9010	80	40	24.5	3	6	30	19.5	57	19	0.19
H9011	100	40	24.5	3	8	36	21.5	67	21	0.28
H9012	125	47	26.5	3	8	39	25.5	86	23	0.42

Aluminium Hand Wheel - Revolving Handle



* Aluminium centre supplied standard that requires machining to suit your application

CODE	A	B	C	D	E	F	G	H	I	J	THD	K	L	WEIGHT
H9018	100	34	23	15	8	38	14	65	12	12	M8	19	23	0.30
H9019	125	41	25	16	8	40	15	65	12	12	M8	19	23	0.40
H9021	160	46	30	19	8	42	18	80	13	16	M10	21	26	0.68
H9022	200	55	38	18	10	49	21	90	16	13	M10	23	28	1.06

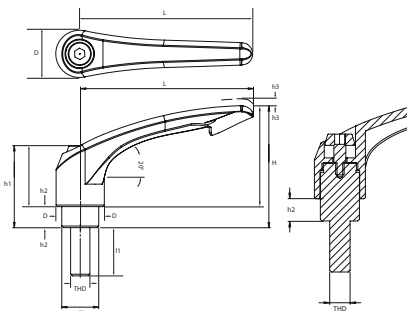
WHEEL DIA.	HANDLE TYPE	BORE CODE	ex GST	inc GST
Ø80mm	ABS-Folding	6mm H9010	\$27	\$29.70
Ø100mm	ABS-Folding	8mm H9011	\$30	\$33.00
Ø125mm	ABS-Folding	8mm H9012	\$40	\$44.00

WHEEL DIA.	HANDLE TYPE	BORE CODE	ex GST	inc GST
Ø100mm	Aluminium	8mm H9018	\$30	\$33.00
Ø125mm	Aluminium	8mm H9019	\$38	\$41.80
Ø160mm	Aluminium	8mm H9021	\$54	\$59.40
Ø200mm	Aluminium	10mm H9022	\$68	\$74.80

Adjustable Hand Levers

- Designed for applications where space is constrained and components have to be clamped at a particular lever angle. The lever disengages and can be swivelled to the desired clamping position
- Handle made from zinc alloy
- Sold in pairs
- Available with internal or external threads

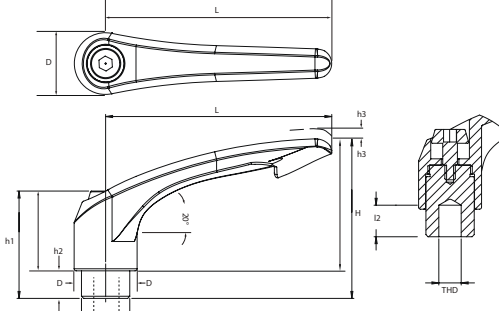
Male Thread -Adjustable Hand Levers



All measurements in mm & kgs

CODE	L	THD	I1	H	h1	h2	h3	D	d1	WEIGHT
H9072	45	M6x1.0	40	40	25	5	4	13.5	10	0.04
H9074	63	M8x1.25	40	45	31.5	7.5	3.5	18	13.5	0.09
H9076	80	M10x1.5	50	55	36.5	9	4	21.5	16	0.15
H9078	90	M12x1.75	50	70	43.5	12	5	24	19	0.22

Female Thread -Adjustable Hand Levers



All measurements in mm & kgs

CODE	L	THD	I2	H	h1	h2	h3	D	d1	WEIGHT
H9082	45	M6x1.0	11	40	25	5	4	13.5	10	0.03
H9084	63	M8x1.25	14	45	31.5	7.5	3.5	18	13.5	0.07
H9086	80	M10x1.5	15	55	36.5	9	4	21.5	16	0.12
H9088	90	M12x1.75	20	70	43.5	12	5	24	19	0.17



HAFCO

HANDLE LENGTH	THREAD	THREAD LENGTH	CODE	ex GST	inc GST
45mm	M6x1.0	40mm - EXT	H9072	\$17	\$18.70
63mm	M8x1.25	40mm - EXT	H9074	\$22	\$24.20
78mm	M10x1.5	50mm - EXT	H9076	\$29	\$31.90
92mm	M12x1.75	50mm - EXT	H9078	\$32	\$35.20
45mm	M6x1.0	40mm - EXT	H9082	\$17	\$18.70
63mm	M8x1.25	40mm - EXT	H9084	\$22	\$24.20
78mm	M10x1.5	50mm - EXT	H9086	\$29	\$31.90
92mm	M12x1.75	50mm - EXT	H9088	\$32	\$35.20

Revolving Handles

Resin Finish

- Zinc plated steel shank
- Sold individually



H4092

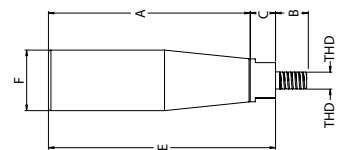
Chrome Finish

- Steel revolving handle
- Sold individually



H9052

HAFCO



HANDLE LENGTH	OUTSIDE THREAD	CODE	ex GST	inc GST
50mm	M6 x 1.0	H9042	\$9	\$9.90
65mm	M8 x 1.25	H9043	\$10	\$11.00
80mm	M10 x 1.5	H9044	\$12	\$13.20

HANDLE LENGTH	OUTSIDE THREAD	CODE	ex GST	inc GST
50mm	M6 x 1.0	H9050	\$12	\$13.20
62mm	M8 x 1.25	H9051	\$15	\$16.50
82mm	M10 x 1.5	H9052	\$18	\$19.80

Revolving Handle

All measurements in mm & kgs

CODE	THD	A	B	C	E	F	WEIGHT
H9050	M6	50	10	8	58	16	0.11
H9051	M8	62	10	8	70	19	0.16
H9052	M10	80	12	10	92	23	0.26

Lock Handle Table

- 1/2" BSW x 1"
- Sold individually



CODE	ex GST	inc GST
MJ037	\$25	\$27.50

Handle Hand Piece

- 3/8" Thread
- Sold individually



CODE	ex GST	inc GST
MJ083	\$21.82	\$24

Ball Crank & Handle

- 3/8" Thread
- Sold individually



CODE	ex GST	inc GST
MJ143	\$130	\$143

Hand Wheel & Handle

- 16mm inside diameter, 160mm outside diameter
- Sold individually



CODE	ex GST	inc GST
MQ701	\$169.09	\$186

Tools & Machine Accessories

Air Compressor Oils

- Reciprocation compressor oil
- Available in ISO 100 & ISO 150



SIZE	Standard	SUITS	CODE	ex GST	inc GST
1L	ISO 100	240V Compressors	C347	\$30	\$33
5L	ISO 150	415V Compressors	C346	\$140	\$154

Hydraulic Oils

- SUPERDRAULIC is a range of high performance, zinc based anti-wear hydraulic oils
- Long fluid life due to enhanced chemical and thermal stability



SIZE	GRADE	CODE	ex GST	inc GST
5L	Hi Temp 46	O002	\$44.55	\$49
20L	46	O004	\$113.64	\$125
205L	46	O005	\$1,090.91	\$1,200

Threading Oils

- Used for bolt & pipe threading



SIZE	GRADE	CODE	ex GST	inc GST
5L	Standard	O006	\$100	\$110
5L	High	O007	\$130	\$143



XDP-SW68 Slide Way Oil

- XDP Slideway Oils are high performance slideway lubricants
- Chloride, nitrate and silicone free
- Prevent corrosion damage to machinery



SIZE	CODE	ex GST	inc GST
5L	O003A	\$60	\$66

Hand Cleaner

Creamy fluid hand cleanser with unique detergent and softening properties.



CODE		O062R	O065	O060	O062	O064
Size	Litres	3 (Refill)	Dispenser	1	5	20
PRICE	ex GST	\$35	\$90	\$25	\$50	\$150
PRICE	inc GST	\$38.50	\$99	\$27.50	\$55	\$165

Rust & Corrosion Protection

- Fluid Film® is a lanolin based rust/corrosion water-proof preventive and lubricant that provides long term protection and lubrication for all metal surfaces.
- Fluid Film® locks out and displaces moisture while lubricating moving parts for extended periods of time.
- Fluid Film® is the worldwide standard for corrosion protection and lubrication.
- Fluid Film® will not harm paint, plastic or synthetic rubbers
- Long lasting products that contain no solvents
- Environmentally friendly



O040



O043

O042



O044

TYPE	SIZE	CODE	ex GST	inc GST
Squeeze Bottle	250ml	O042	\$27	\$29.70
Spray Can	333ml	O040	\$27	\$29.70
Brush Can	237ml	O043	\$27	\$29.70
Bulk Can	3.8L	O044	\$120	\$132.00

Tapping Compounds

- XDP-905 for drilling, tapping, cutting, maximum long term lubrication
- Guaranteed to extend tool life
- Aluminium safe
- Protects against corrosion



S076

S078

S077

S074

TYPE	SIZE	CODE	ex GST	inc GST
Tapping Fluid	500ml	S076	\$20	\$22.00
Tapping Spray	400G	S077	\$22	\$24.20
Tapping Foam	440G	S078	\$25	\$27.50
Tapping Paste	200G	S075	\$32	\$35.20
Tapping Paste	500G	S074	\$35	\$38.50

Cold Saw Gearbox Oil

- 2 litre gearbox oil for cold saws



CODE	ex GST	inc GST
S092	\$75	\$82.50




Tools & Machine Accessories

Coolant Pumps - 240V & 415V

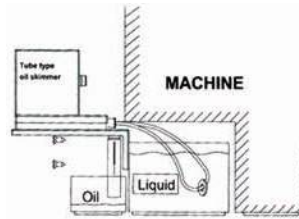
- High-tensile cast iron housing
- Submersible leg type only
- Non-corrosive plastic impellers

MODEL		CP-20L1	CP-20L3	CP-60L3
CODE		P232	P233	P230
Discharge at 1M lift ltrs/min		20	20	70
Total Height (L)	mm	280	280	360
Submerge Depth (L1)	mm	130	130	180
4 mount holes (PCD)	mm	128	128	158
Threaded Outlet	inch	3/8"	3/8"	1/2"
Motor	hp / V	1/8 / 240	1/8 / 415	1/4 / 415
Weight	kg	6.1	6.1	11.5
PRICE	ex GST	\$180	\$180	\$350
PRICE	inc GST	\$198	\$198	\$385



HD-830 Oil Skimmer - Tube type

- Used to skim oil from fluid tank through the function of continuously cyclic oil absorption
- 1 Litre per/Hour capacity
- 240V



CODE	ex GST	inc GST
O200	\$540	\$594



CPP-20LTR Coolant Pump & Tank

- 1/8hp 240V motor pump
- 10 litre clear PVC tank - 370 x 250 x 170mm
- 2m supply hose & 1.5m drain hose
- Safety magnetic On/Off switch
- Magnetic base & flexible nozzle



CODE	ex GST	inc GST
P235	\$320	\$352

Soluble Metal Cutting Fluid

- Long lasting stable coolant
- Premium rust protector
- Extends tool life
- Semi-synthetic
- Chlorine, nitrate & silicone free
- Antibacterial & anti-fungal



SIZE	CODE	ex GST	inc GST
1 Litres	S090A	\$25	\$27.50
5 Litres	S090	\$60	\$66.00
20 Litres	S091	\$230	\$253.00

Spray Oil TCT ALU

- High performing neat oil for cutting Aluminium
- Chlorine & nitrate free • Antibacterial & antifungal
- Extended tool life & improved surface finish

XDP 139



SIZE	CODE	ex GST	inc GST
5 Litres	S070	\$100	\$110

Refractometer - Brix 0-18

Measurmax

An industrial fluids testing device that will quickly and accurately measure the concentrate to water ratio of metalworking coolants, parts cleaners, chromating solutions and many other types of aqueous based solutions and emulsions.

- Automatic temperature compensation (ATC)
- Range: 0-18 Bx

Dirty and old coolant is also shown as blurred line. Clean new coolant is shown as a sharp line.



CODE	ex GST	inc GST
Q670	\$110	\$121

SpillFix Universal Organic Absorbent

- 50 Litres
- Absorbs 90% under 10 minutes
- Absorbs hydrocarbons, oil to water
- Biodegradable can be composted
- Contains no harmful dust or chemicals



TYPE	SIZE	CODE	ex GST	inc GST
SpillFix	50L	O000	\$40	\$44.00

SpillFix

CB-2 Gravity Feed Coolant System

- Retro fit to most drilling & milling machines
- This gravity feed system easily mounts to the side of a drill or mill head. A second bottle adapts under a drill or mill table to collect coolant
- Includes 2 x Plastic bottles, flex hose nozzle, Flow control valve & 2 x support brackets




CODE	ex GST	inc GST
P220	\$30	\$33

HAFCO

Flexible Coolant Hoses


- Flexible high grade plastic hose with flow control valve 330mm long (H164, H166 & H170)
- BSPT thread



THREAD	TYPE	CODE	ex GST	inc GST
1/4" BSPT Plastic Hose Valve		H164	\$27	\$29.70
3/8" BSPT Plastic / Valve		H166	\$35	\$38.50
1/4" Hose Magnetic Base/Valve		H170	\$40	\$44.00

Flexible Coolant Hose Kit - 1/4"

- 1/4" Hose (6 x 150mm = 900mm long)
- 1/4" BSPT male in-line control valve
- 1/4" In-line control valve
- 1/8" BSPT connector (2 piece)
- 1/4" BSPT connector (2 piece)
- 1/16" Round nozzle (2 piece)
- 1/8" Round nozzle (2 piece)
- 1/4" Round nozzle (2 piece)
- 1/4" 90° nozzles (4 piece)
- 1/4" Flat nozzles (5 piece)
- 1/4" "Y" fitting
- 1/4" Hose connector pliers



CODE	ex GST	inc GST
H165	\$85	\$93.50

Flexible Coolant Hose Kit - 1/2"

- 1/2" Hose (6 x 150mm = 900mm long)
- 1/2" BSPT male in-line valve
- 1/2" In-line control valve
- 3/8" BSPT connector (2 piece)
- 1/2" BSPT connector (2 piece)
- 1/4" Round nozzle (2 piece)
- 3/8" Round nozzle (2 piece)
- 1/2" Round nozzle (2 piece)
- 1/2" straight connector
- 1/2" 90° nozzle set (4 piece)
- 1/2" "Y" fitting
- 1/2" Hose connector pliers



CODE	ex GST	inc GST
H167	\$80	\$88.00

Tools & Machine Accessories


Hex & Torx Key Sets - Industrial Series

- Metric Hex Set: 1.5, 2, 2.5, 3, 4, 5, 6, 8 and 10mm (H810)
- Imperial Hex Set: 1/16, 5/64, 3/32, 1/8, 5/32, 3/16, 1/4, 5/16, 3/8" (H811)
- Torx Set: T10, T15 & T20 T25, T27, T30, T40, T45 & T50 (H812)
- Extra long for increase reach and leverage
- Hardened S2 with satin finish & powder coated
- Ball head design allows turning of hard to reach fasteners (H810 & H811 only)



Ball End - Metric & Imperial only

TYPE	RANGE	SET	CODE	ex GST	inc GST
Metric Hex	1.5 - 10mm	9 piece	H810	\$35	\$38.50
Imperial Hex	1/16 - 3/8"	9 piece	H811	\$35	\$38.50
Torx	T10 - T50	9 piece	H812	\$35	\$38.50



Metric Hex Set



Imperial Hex Set



Torx Set



Made in Taiwan

ACP-155 Automatic Centre Punch

- No need to use a hammer, just line up, press to automatically punch a centre point
- Centre punch can be removed & sharpened
- 155mm long - ergonomically shaped body



Made in Taiwan

CODE	ex GST	inc GST
P368	\$25	\$27.50

Letter & Number Punch Sets

- High quality carbon steel
- Hardened to provide toughness & stable punch life



Number Set



Letter Set

MODEL	SIZE	TYPE	CODE	ex GST	inc GST
NLP-L5	3/16"	Letter	P350	\$29	\$31.90
NLP-N5	3/16"	Number	P351	\$15	\$16.50
NLP-L8	5/16"	Letter	P354	\$49	\$53.90
NLP-N8	5/16"	Number	P355	\$22	\$24.20

Magnetic Swarf Remover

- Pick up steel swarf & small items
- Body constructed from Ø25mm stainless steel
- Adjustable material stop release via plastic ring



Dependable Precision

LENGTH	CODE	ex GST	inc GST
400mm	L300	\$80	\$88
700mm	L301	\$100	\$110

Magnetic Floor Sweeper

MFS-14

- Pick up metal shavings up to 13kg
- Adjustable head sweeping height 19-44mm
- 600mm wide head
- Quick release magnet
- 180mm rubber tyre wheels
- 630 to 1020mm handle



CODE	ex GST	inc GST
M9991	\$110	\$121

UTS-1 Universal Tool Stand

- 100kg maximum load capacity
- 335 x 590 x 770mm top area
- 4 x Ø10mm top mounting holes @ 280 x 540mm centres
- 430mm high centre support frame
- 560 x 820mm leg floor space



CODE	ex GST	inc GST
W810	\$60	\$66

UTS-3HD Universal Stand

- Heavy steel construction
- 200kg maximum load capacity
- 585 x 390 table surface
- 50 x 50 x 4mm steel angle legs with adjustable feet
- 3mm plate steel top
- Steel plate top offers the ability to drill & tap for solid mounting



CODE	ex GST	inc GST
W811	\$130	\$143

Tools & Machine Accessories

Hex & Torx Key Sets

- Metric Hex Set: 2, 2.5, 3, 4, 5, 6, 8, 10mm (H820)
- Imperial Hex Set: 5/64, 3/32, 1/8, 3/16, 1/4, 5/16, 3/8" (H821)
- Torx Set: T10, T15, T20, T25, T27, T30, T40, T45, T50 (H822)
- Chrome vanadium steel
- Aluminium sleeve for continuous rotation
- Adjustable 3 detent positions on T-bar handle
- T-bar safety clips preventing it from sliding out
- Black phosphate finish on tips
- Metal storage stand that can be mounted to wall



- 3 detent position T-Bar



Free
Spinning
Handle

TYPE	RANGE	SET	CODE	ex GST	inc GST
Metric Hex	2 - 10mm	8 piece	H820	\$90	\$99
Imperial Hex	5/64 - 3/8"	8 piece	H821	\$90	\$99
Torx	T10 - T50	9 piece	H822	\$90	\$99



Centre Punch Set - Extra Long

- High carbon steel hardened & tempered
- Knurled body for better grip
- Point size x body diameter x length:
2.5 x 8.0 x 150mm, 5.5 x 9.5 x 150mm
7.0 x 12.0 x 150mm



CODE	ex GST	inc GST
P367	\$18	\$19.80

Pin Punch Set - 6 Piece

- Manufactured from Hi-grade Chrome Vanadium Steel
- Pin Punches
- Includes pin punches
Ø3, Ø4, Ø5, Ø6, Ø7 & Ø8mm



CODE	ex GST	inc GST
P365	\$22	\$24.20

Cold Chisel Set - 3 Piece

- Manufactured from Hi-grade Chrome Vanadium Steel
- Flat Cold Chisels
- Width x shaft hex x length: 9.9 x 8.0 x 138mm
12.6 x 11.0 x 150mm
16.2 x 12 x 165mm



CODE	ex GST	inc GST
P363	\$15	\$16.50

Punch & Cold Chisel Set

- Manufactured from hi-grade chrome vanadium steel
- 14 piece set
- Includes 5 x cold chisels, 4 x pin punches,
4 x tapered punches, 1 x centre punch



CODE	ex GST	inc GST
P364	\$75	\$82.50

Individual Engineers Files

- High quality hardened & tempered carbon steel
- Cutting teeth on both edges of file
- 250mm length



Shape	Cut (Teeth)	CODE	ex GST	inc GST
Flat	Coarse	F120	\$17	\$18.70
Flat	Second Cut	F121	\$17	\$18.70
Flat	Smooth	F122	\$17	\$18.70
Half Round	Coarse	F124	\$17	\$18.70
Half Round	Second Cut	F125	\$17	\$18.70
Half Round	Smooth	F126	\$17	\$18.70
Round	Coarse	F127	\$17	\$18.70
Round	Second Cut	F128	\$17	\$18.70
Round	Smooth	F129	\$17	\$18.70

File Set - 5 piece Second Cut

- Cushion grip handle
- 200mm length files
- 1 x flat file
1 x 1/2 round file
1 x round file
1 x square file
1 x triangular file

Quality hardened
& tempered
carbon steel

CODE	ex GST	inc GST
F100	\$45	\$49.50



Tools & Machine Accessories

Deburring Tool

- Pen type with pocket clip
- Includes one HSS blade
- Made in Taiwan



CODE	ex GST	inc GST
D040	\$18	\$19.80

Deburring Tool

- Ergonomically designed
- Has thumb rest
- Telescopic shaft
- Includes 10 HSS blades



CODE	ex GST	inc GST
D060	\$30	\$33

Spare Blades

- 10 x HSS blades



SUITS CODE	ex GST	inc GST
D110 D040 D060	\$25	\$27.50
D065 D0615	\$25	\$27.50

Sheet Metal Burr

- 2 x Ø11.7mm blades
- Simultaneously removes burrs from both sides of sheet metal
- Range 0-7.5mm



CODE	ex GST	inc GST
D063	\$22	\$24.20

23 Piece - Universal Deburring Set

- 2 x De-burring tool holders
- Wrenches
- 1 x Sheet metal de-burring tool
- 1 x 20mm countersink blade
- 2 x Scraper blades & 1 x "V" scraper
- 1 x Inverted "V" scraper
- 4 x Telescopic extensions
- Includes 10 x HSS blades



CODE	ex GST	inc GST
D065	\$120	\$132

PTD54 Pipe/Tube Deburring Tool

- Suits both internal and external
- Suitable for steel, stainless, copper
- Ø10 - Ø54mm capacity
- Aluminium knurled body
- Hardened cutting edge



External



Internal

CODE	ex GST	inc GST
D068	\$75	\$82.50

RCK-06 Ratchet Crimping Tool Kit

- Premium ratchet tool & 6 interchangeable heads
- Heavy-duty ratchet action & quick release spring lever enables ease of use
- Adjustable compound action increases crimping power in each squeeze
- Includes blow mould storage case
- Suitable to fulfil the requirements of the professional auto electrician, motor mechanic, tradesman or machine tool engineer



CODE	ex GST	inc GST
C1019	\$109	\$119.90

LED Handheld Work Lights

T950

- Max output: 360 lumens
- 3.7V 1800mAh Li-ion battery
- Rechargeable via USB
- 3 hours operating time
- Modes: 100% - 50% - strobe - Off
- Dimmable light
- Magnet both ends



T9501

- Max output: 400 lumens
- 3.7V 2600mAh Li-ion battery
- Rechargeable via USB
- 3 hours operating time
- 4 Modes: White COB, Red COB, Top Light On-Off, Spotlight On-Off
- Magnetic base & torch arm end



WORK LIGHT TYPE	VOLTAGE	CODE	ex GST	inc GST
Slim Rechargeable	3.7V	T950	\$20	\$22.00
LED Rechargeable	3.7V	T9501	\$36	\$39.60

Telescopic Inspection Kit - 4 Piece

- Stainless steel
- Telescoping handle
- Ø50mm inspection mirror
- Mirror extends 240-920mm
- Pick up tool extends 165-695mm
- 1 x fixed head - 3.6kg magnetic lift
- 1 x fixed head - 2.3kg magnetic lift
- 1 x swivel head - 3.6kg magnetic lift



CODE	ex GST	inc GST
M0009	\$22	\$24.20

UK-600 Deluxe Utility Knife

MACHINERYHOUSE

- 180° Folding screwdriver with hexagon magnetic adapter
- Phillips & slotted bit included
- Integrated pocket / belt clip
- Built-in blade and bit storage with 2 extra blades
- Includes blades and bits



Blade Bit Storage



CODE	ex GST	inc GST
T980	\$15	\$16.50

Tools & Machine Accessories

LED Work Lights

HL-35LT

- 7W LED, 60° lighting angle
- 580 lux at 1 metre
- 5700K daylight white
- Flexible gooseneck arm, 500mm long
- Mounting via Magnetic base or 4 holes through base
- 1.8 metre cord, 240V 10amp



HL-14LT

- 14W LED
- 300mm long aluminium lamp head
- 5700K daylight white
- Dimmer control 10% -100%
- Flexible gooseneck arm, 500mm long
- Mounting via Magnetic base or 4 holes through base
- 1.8 metre cord, 240V 10amp



HL-72L

- 14W LED
- 5700K daylight white
- Dimmer control 10% -100%
- 2.25x clear magnification lens on centre of light head
- 800mm long arm permits the light to reach a large area
- 4 off mounting holes on base
- 1.8 metre cord, 240V 10amp



HL-57L

- Low voltage AC/DC 24V operation
- 1.8 metre cord (no plug)

HL-57LT

- 1.8 metre cord, 240V 10amp

HL-57L & HL-57LT Features

- 14W LED, 60° lighting angle
- 1934 lux at 1 metre
- 5700K colour temperature
- 400mm length arms
- Head swivels 310° and base 360°
- Totally enclosed dust and splash proof lighting head (IP-65)
- 4 off mounting holes on base



MODEL	WORK LIGHT TYPE	VOLTAGE	CODE	ex GST	inc GST
HL-35LT	7W LED Light Flexible Arm	240V	L2814	\$130	\$143.00
HL-57L	14W LED Light Swivel Head & Base	24V	L2841	\$160	\$176.00
HL-57LT	14W LED Light Swivel Head & Base	240V	L2851	\$170	\$187.00
HL-14LT	14W LED Light & Dimmer Control - Flexible Arm	240V	L2816	\$160	\$176.00
HL-72L	14W LED Light With Magnifier & Dimmer Control	240V	L2821	\$220	\$242.00

Soft Face Hammer

- Ø40mm soft faces
- 2 x Plastic inserts
- 1 x Nylon insert
- 1 x Brass insert
- 250mm genuine hickory handle



CODE	ex GST	inc GST
H870	\$35	\$38.50

Nylon Face Hammer

- Ø40mm press fit nylon faces
- Heads filled with shot which removes recoil
- Dead blow type
- Fabricated steel head
- 250mm genuine hickory handle



CODE	ex GST	inc GST
H880	\$54	\$59.40

Soft Face Hammer

- Ø45mm soft faces
- 1 x Copper insert
- 1 x Steel insert
- 1 x Aluminium insert
- 1 x Polyurethane (Pu) insert
- 1 x Nylon
- 300mm genuine hickory handle



CODE	ex GST	inc GST
H875	\$90	\$99

Markers - Paint & Pencil

- Quality & durable markers

MARKER TYPE	CODE	ex GST	inc GST
Trades Marker - All Purpose	W104	\$36	\$39.60
Refill Pack 12 Pcs - Orange	W104A	\$27	\$29.70
Silver Streak - Welders Pencil	W104B	\$3	\$3.30
Silver Streak - Marker Pen	W104C	\$45	\$49.50



MARKER TYPE	CODE	ex GST	inc GST
Refill Pack 6 Pcs - Silver Streak	W104G	\$33	\$36.30
Red Ritter - Welders Pencil	W104H	\$3	\$3.30
White Paint Marker - 3 Pack	W104I	\$20	\$22.00
Yellow Paint Marker - 3 Pack	W104J	\$20	\$22.00



Assortment Packs

All the sizes you need in one convenient kit!



Hex Cap Screw Assortment - Metric

- Precision machined and heat treated
- Black oxide finished carbon steel
- Sizes range: M4, M5, M6, M8, M10

PIECES	CODE	ex GST	inc GST
106	K72024	\$20	\$22



Machine Screw Assortment - Metric

- Black oxide finish for extra strength
- M6 machine screws with various lengths, flat washers, lock washers, nylon locknuts and a hex key wrench

PIECES	CODE	ex GST	inc GST
363	K74358	\$29	\$31.90



Set Screw Assortment - Metric

- Includes coarse sizes and fine sizes - M3, M4, M5, M6, M8, M10
- M6 machine screws with various lengths, flat washers, lock washers, nylon locknuts and a hex key wrench
- Female hexagonal drive • Machined helical threads


PIECES	CODE	ex GST	inc GST
150	K74444	\$20	\$22



Nut & Bolt Assortment - Stainless Steel

- Stainless steel to resist rust and corrosion
- All the METRIC sizes you need in one convenient kit!
- Includes machine bolts, Hex nuts & split washers - M3, M4, M5, M6

PIECES	CODE	ex GST	inc GST
224	K72062	\$20	\$22



Nylon Lock Nut Assortment - Metric

- Nylon insert works as a lock washer to keep fasteners secure
- Zinc plated to resist rust and corrosion
- For use in high vibration applications! • M4, M5, M6, M8, M10, M12

PIECES	CODE	ex GST	inc GST
150	K72450	\$20	\$22



Flat & Spring Washer Assortment

- Assortment contains 12 popular METRIC sizes
- Bright zinc plated
- Carbon steel construction • Ø4, Ø5, Ø6, Ø8, Ø10, Ø12mm sizes

PIECES	CODE	ex GST	inc GST
790	K72116	\$20	\$22



Hose Clamp Assortment

- Zinc plated to resist rust and corrosion
- Flat head with Phillips drive
- 8 popular sizes: 12, 15, 20, 22, 25, 27, 35, 40mm

PIECES	CODE	ex GST	inc GST
40	K72146	\$20	\$22



Key Steel Assortment - Metric

- Efficiently transmit torque between the shaft and the hub through the machine key • Carbon steel • Rectangular with round edges
- Includes 13 assorted sizes in 3, 5, 6, 8, 10 & 12mm


PIECES	CODE	ex GST	inc GST
60	K72310	\$20	\$22



Key Steel Assortment - Imperial (SAE)

- Efficiently transmit torque between the shaft and the hub through the machine key • Carbon steel • Rectangular with round edges
- Includes 13 assorted sizes: 1/8", 3/16", 1/4", 5/16", 3/8" & 1/2"

PIECES	CODE	ex GST	inc GST
60	K72312	\$20	\$22



Woodruff Key Assortment - Metric

- Heat treated carbon steel construction
- Black oxide finished for extra strength
- Popular sizes from: (3 x 5 x 12mm) - (6 x 9 x 21mm)

PIECES	CODE	ex GST	inc GST
80	K72316	\$20	\$22



Roll Pin Assortment - Metric

- Heat treated spring steel construction
- Black oxide finished
- Includes assorted sizes: 1.5, 2, 2.5, 3, 4, 5, 5.5, 6, 8 & 10mm

PIECES	CODE	ex GST	inc GST
120	K72204	\$20	\$22



Spring & Hitch Pin Assortment

- Zinc plated spring steel to resist rust and corrosion
- Includes extension springs, compression springs and hitch pin
- Spring with flat and loop ends

PIECES	CODE	ex GST	inc GST
175	K72712	\$20	\$22



Lynch Pin Assortment

- Spring loaded rings to ensure a secure hold when installed
- Zinc plated to resist rust and corrosion
- Low carbon steel construction
- Includes sizes: (5 x 35mm), (6 x 45mm), (8 x 45mm) & (12 x 45mm)

PIECES	CODE	ex GST	inc GST
50	K74122	\$29	\$31.90



Nitrile O-Ring Assortment - Metric

- Includes 18 of the most commonly used sizes
- Use in plumbing, hydraulics, air, gas connections and many industrial applications • Assorted sizes ranging between ID Ø3 - 22mm

PIECES	CODE	ex GST	inc GST
225	K72168	\$20	\$22



Nitrile O-Ring Assortment - Imperial (SAE)

- Includes 18 of the most commonly used sizes
- Use in plumbing, hydraulics, air, gas connections and many industrial applications • Assorted sizes ranging between ID Ø3/32" - 13/16"

PIECES	CODE	ex GST	inc GST
225	K72169	\$20	\$22



O-Ring Assortment - Imperial (SAE)

- Resistant to heat, low/high temperature, air, water, petroleum products, mineral oil and hydraulic fluids, natural gases, kerosene, silicone fluids, nonaromatic fuels and solvents
- Includes 30 of the most commonly used sizes ranging from 1/8" to 1-3/4" ID
- Use in plumbing, hydraulics, air, gas connections and many industrial applications
- Comes in a storage case with size marking and built-in width gauge

PIECES	CODE	ex GST	inc GST
382	K74146	\$29	\$31.90



O-Ring Assortment - Metric

- Resistant to heat, low/high temperature, air, water, petroleum products, mineral oil and hydraulic fluids, natural gases, kerosene, silicone fluids, nonaromatic fuels and solvents
- Contains the most popular metric o-rings ranging from 2.8mm ID to 47.7mm ID
- Use in plumbing, hydraulics, air, gas, connections and many industrial applications
- Comes in a storage case with size marking and built-in width gauge

PIECES	CODE	ex GST	inc GST
397	K74150	\$29	\$31.90



Grease Nipples Assortment

- A complete collection of replacement hydraulic grease fittings
- Includes M6 x 1mm & M10 x 1mm in straight, 45° & 90°
- Zinc plated steel construction

PIECES	CODE	ex GST	inc GST
50	K74234	\$20	\$22



External Snap Ring Assortment - Metric

- Durable spring steel construction
- Black oxide treated finish for extra strength
- Sizes: 3, 4, 5, 6, 8, 9, 11, 12, 13, 14, 16, 19, 20, 22, 25, 26, 28 & 32mm

PIECES	CODE	ex GST	inc GST
300	K74378	\$20	\$22



Internal Snap Ring Assortment - Metric

- Durable spring steel construction
- Black oxide treated finish for extra strength
- Sizes: 3, 4, 5, 6, 8, 9, 11, 12, 13, 14, 16, 19, 20, 22, 25, 26, 28 & 32mm

PIECES	CODE	ex GST	inc GST
300	K74384	\$20	\$22

Fitting & Machining, Sheet Metal, Welding & Technical Engineering




HAFCO

Fitting & Machining

640 Pages

- Workshop Safety & Hints
- Limits-Fits & Tolerances
- Cutting Fluids & Lubricants
- Cutting Speed & Feed Rate
- Fasteners & Screw Threads
- Hand Tools, Drills & Reamers
- Work-Holding Methods
- Marking & Measuring Tools
- Drilling Machines - Centre Lathes
- Vertical Boring Machines
- Shaping-Slotting-Planing
- Milling Machines
- Cutting Of Gears By Milling
- Grinding-Surface-Cylinders-Tools
- Centre Less Grinding
- Honing & Lapping
- Keys, Key Ways, Splines & Pins
- Power Transmission
- Lifting & Slinging
- Fluid Power-Hydraulics
- Portable Power Tools
- Preventive Maintenance & Care Of Machines & Tools

CODE	ex GST	inc GST
L341	\$120	\$132



HAFCO


Sheet Metal Fabrication

304 Pages

This book is for people who love old cars and who want to make their old car's sheet metal better than new with their two hands.

- Getting Started
- Techniques Welding Sheet Metal
- Brazing, Soldering & Riveting
- Cutting Sheet Metal With The Oxyacetylene Torch & Plasma
- Beginning Sheet Metal Shaping
- The Small Gas Tank Project
- Advanced Sheet Metal Shaping
- Building A Fender From Concept To Completion
- Building A Custom Pedal Car
- Floor-Pans, Rocker Panels, & Rear Quarter Panels
- Repairing Doors
- Repairing Fenders, Hoods & Truck Lids

CODE	ex GST	inc GST
L3455	\$69	\$75.90



HAFCO

Sheet Metal Shaping Tools, Skills & Projects

240 Pages

- The Peasant's Toolkit
- Building Your Own English Wheel
- Building A Power Hammer From A Kit
- Introduction To Shape & Form
- The Low Crown Panel
- The High Crown Panel
- The Reverse Curve Panel
- Scratch-Built Fender
- Patch Panelpalooza
- Shiny Trim Repair
- The Nayslayr Model T Speedster
- Re-Creating An Indy Race Car
- Building An Aluminium Motorcycle Fairing
- Building A Pair Of Early Cadillac Fenders
- Building A 1934 Plymouth Fender
- Pourable Foam Buck
- Louvered Hoods
- MGB "Zagato"

CODE	ex GST	inc GST
L3457	\$69	\$75.90



HAFCO

How to Weld

207 Pages

How To Weld is both a perfect introduction for beginners and an excellent refresher for veterans

- History Overview
- Safety
- Tools for Metal Fabrication
- Types/Properties of Metals
- Joint Designs, Weld Positions
- Oxygen, Acetylene & Gases
- Gas Welding
- Braze Welding & Soldering
- Introduction to Arc Welding
- Shielded Metal Arc Welding
- Gas Metal Arc Welding
- Gas Tungsten Arc Welding
- Cutting Processes
- Fabrication & Projects
- Resources
- Acknowledgements
- About the Author
- Index

CODE	ex GST	inc GST
L3456	\$35	\$38.50



Engineers Black Book

235 Pages

This pocket book contains a wealth of up-to-date, useful, practical & hard to find information such as data sheets, formulae, reference tables & equivalent charts

- Tables-Standards-Illustrations
- Grinding Wheels
- Conversion Factors
- Lubricants-Coolants
- Spur Gear Calculations
- Hardening and Tempering
- Engineering Drawing Standards
- Geometrical Construction
- Sharpening-Tungsten Carbide
- Bolts & Nuts-Keys & Keyways
- Formulae-Plastics-Tapers
- Weights of Metals
- Tapping Drill Sizes
- Speeds & Feeds
- Equivalent Charts
- Tolerances & G Codes

CODE	ex GST	inc GST
L343	\$70.91	\$78




Fasteners Black Book

247 Pages

The ultimate fastener reference book - Inch, Metric, ISO, DIN and more...

- Screw Thread Fundamentals
- Standards
- Heat Treatment
- Thread Classes
- Grades
- Materials & Coatings
- Failures & Corrosion
- Thread Terminology
- Fastener Strengths & Markings
- Tolerances
- Hydrogen Embrittlement
- Screw Thread Profiles
- Dimensional Specifications - Din / Iso / Ansi
- Galling
- Material Selection
- Torque Control
- Plating
- Elevated Temperature Effects

CODE	ex GST	inc GST
L344	\$80	\$88



Measuring Equipment

Metric Multi Gauge

Measumax

- This multi gauge is the ideal tool as it can not only identify the size of bolts by checking the length/diameters/thread pitches but also can choose correct drills & determining taps before tapping
- Stainless steel
- Black anodized coating for a protective anti rust coating
- Precision laser engraved markings
- Includes
 - 1 x Multi gauge
 - 1 x Hole gauge (remove from center)
 - 1 x Protective case




CODE	ex GST	inc GST
Q602	\$22	\$24.20

Measuring Box Set

Measumax

- CNC machined for high accuracy
- Precision laser engraved markings
- Black anodized coating for a protective anti rust coating
- Metric graduations
- Ground measuring face
- Includes:
 - 1 x Combination square
 - 1 x Multi gauge inc hole gauge
 - 1 x Centre gauge
 - 1 x Rafter square
 - 1 x Metal scribe
 - 1 x Padded presentation box



CODE	ex GST	inc GST
Q605	\$90	\$99

Feeler Gauge

Measumax

- 26 Blades x 100mm Long
- Thickness range 0.03 - 1.0mm
- High grade tool steel
- Hardened tempered & polished



CODE	ex GST	inc GST
Q616	\$20	\$22

Screw Cutting Gauge

Measumax

- Made from stainless steel
- Used for setting and grinding thread cutting tools
- 60° Metric and American threads
- 55° Whitworth/BSF threads
- 47.5° British Associated threads
- 14.5° ACME



CODE	ex GST	inc GST
Q612	\$15	\$16.50

Thread Gauge

Measumax

- Hardened steel
- Metric- 60°, 23 thread gauges
Range: 0.4 ~ 7mm pitch
- Imperial - 55°, 28 thread gauges
Range: 4 ~ 62TPI
- Includes 1 x 60° screw cutting gauge



CODE	SIZE	ex GST	inc GST
Q610	0.4-7mm / 4-62TPI	\$16.50	\$18.15

Radius Gauges

Measumax

- Accurately formed blades for checking internal and external radii.
- Sizes marked on each blade
- Provided with steel locking screws
- Made of stainless steel




CODE	SIZE	ex GST	inc GST
Q614	1-7mm	\$27	\$29.70
Q615	7.5-15mm	\$36	\$39.60

Nut & Bolt Identification Set

- A handy item for any toolbox to be able to identify both external & internal threads
- Includes popular sizes for metric in coarse & fine threads, Imperial in both UNF & UNC along with Whitworth
- They come standard threaded on stainless steel wire & includes our specially designed ID ruler to able to quickly check bolt lengths


CODE	ex GST	inc GST
Q608	\$45	\$49.50



Steel Rules

- Easy to read graduations
- Metric graduations on one side and imperial graduations on the reverse side
- Rust and wear resistant for durability
- Made of hardened & tempered stainless steel with satin chrome finish
- Supplied in plastic pouch

CODE	RANGE	ex GST	inc GST
Q620	150mm/6"	\$5	\$5.50
Q621	300mm/12"	\$9	\$9.90
Q622	600mm/24"	\$18	\$19.80
Q623	1000mm/40"	\$27	\$29.70



Measuring Equipment

Pocket Pen Scribe

Measumax

- This durable carbide tipped scribe is designed to etch or mark very hard objects including; metals, stones, glass, plastics, ceramics, hardwood's, and concrete
- Diamond knurled for comfortable and secure grip
- Precision ground tungsten carbide scribe tip
- Includes pick up magnetic end



CODE	TYPE	SIZE	ex GST	inc GST
Q631	Pocket	150mm	\$25	\$27.50

Precision Steel Square Grade B

Measumax

- Measumax precision steel squares are manufactured to BSS:939 Grade "B"
- Hardened and polished spring steel blade
- True right angle inside and outside



CODE	SIZE	ex GST	inc GST
Q644	75mm	\$25	\$27.50
Q645	100mm	\$35	\$38.50
Q646	150mm	\$40	\$44.00
Q647	225mm	\$60	\$66.00

Telescopic Gauge Set

Measumax

- The Measumax telescopic gauge set is used to measure internal dimensions of workpieces by comparing the dimension taken with an external micrometer
- 6 piece set
- Capacity 8 ~ 150mm (5/16" ~ 6")
- Spring loaded adjustable movement



CODE	ex GST	inc GST
Q618	\$65	\$71.50

Portable Hardness Tester

Measumax MX

- Measuring range: (170-960)HLD, (17-68.5)HRC, (19-651)HB, (80-976)HV, (30-100)HS, (59-85)HRA, (13-100)HRB
- Measuring direction: 360°
- Display: segment LCD
- Hardness scale: Leeb, Brinell, Rockwell A,B,C, Vicker, Shore (HL, HB, HRB, HRC, HRA, HV, HS)
- Data memory: max. 100 groups (relative to impact times 32~1)
- Working voltage: 3V (2 AA size alkaline battery)
- Continuous working period: about 100 hours (With back light off)
- Communication interface: USB



CODE	ex GST	inc GST
Q520	\$1,500	\$1,650

Double Ended Scribe

Measumax

- 190mm in length. Designed with 1 straight & 1 bent point with knurled grip and steel body. Fine line marking on metal, stone, ceramic and glass. Metal fabrication, construction marking, hobby and model making, miniature engineering and much more.
- Precision manufactured tool with hardened steel tips
- Features straight and 90° tips with knurled body



CODE	TYPE	SIZE	ex GST	inc GST
Q630	Double Ended	190mm	\$14	\$15.40

Spring Calipers

Measumax

- Made from carbon steel with uniformly hardened spring & working edges
- Hardened spring and legs
- Polished finish



CODE	TYPE	ex GST	inc GST
Q634	Dividers	\$16	\$17.60
Q635	Inside	\$16	\$17.60
Q636	Outside	\$16	\$17.60

Pocket Protractor

Measumax

- Stainless steel
- 0-180° range
- 150mm rule length
- Etched graduations
- Brass lock nut



CODE	ex GST	inc GST
Q601	\$32	\$35.20

Digital Protractor

Measumax

- IP-65 waterproof rating
- Full 360° range (90° x 4)
- Resolution: 0.05°
- Large back light LCD screen
- Aluminium frame
- Auto shut off timer - 5 minutes
- Auto back light shut off timer
- Absolute & incremental



Magnetic base



CODE	ex GST	inc GST
Q2041	\$150	\$165

Measuring Equipment

Digital Calipers



- Large clear screen
- Clear graduated scale in both inch and metric
- Memory hold allows you to start work as soon as you switch on without setting zero
- Buttons for Zero setting, inch /metric, on/off
- Fine adjusting thumb wheel & position lock
- 4-way measuring




SIZE	CODE	ex GST	inc GST
150mm / 6"	M740	\$40	\$44.00
200mm / 8"	M742	\$54	\$59.40
300mm / 12"	M743	\$68	\$74.80

Vernier Calipers



- Stainless steel measuring faces are ground and lapped
- Metric / imperial graduations



VERNIER CALIPERS	CODE	ex GST	inc GST
150mm/6" standard	M720	\$22	\$24.20
200mm/8" fine/adj.	M725	\$35	\$38.50
300mm/12" fine/adj.	M726	\$54	\$59.40

Dial Gauges



- Dial face Ø50mm
- Lugged back mounting
- Tolerance tags

SIZE	GRAD.	CODE	ex GST	inc GST
0-10mm	0.01mm	M046	\$35	\$38.50
0-1"	0.001"	M045	\$35	\$38.50



Measuring Kit



- 0 - 25mm micrometer
- 150mm / 6" rule
- 150mm / 6" vernier
- 100 x 70mm square



CODE	ex GST	inc GST
M012	\$70	\$77

Height Gauges



VERNIER

- Dual imperial/metric scale
- 12"/300mm capacity
- Carbide-tipped scriber
- Includes dial gauge holder Ø8mm

DIGITAL

- Dual imperial/metric scale
- Pre-sets and memory
- 12"/300mm capacity
- Carbide-tipped scriber

TYPE	CODE	ex GST	inc GST
Vernier	M700	\$100	\$110
Digital	M704	\$180	\$198



Magnetic Bases



- Dual lock type
- Vee base 64 x 50mm
- Single lock type
- Fine adjustment
- 320mm arm reach
- 62 x 50mm base



TYPE	CODE	ex GST	inc GST
Dual Lock	M050	\$40	\$44
Single Lock	M051	\$80	\$88

Magnetic Bases & Dial Indicator


- Magnetic-Base: On/off switch
- Dial indicator 0-10mm



CODE	ex GST	inc GST
M055	\$65	\$71.50

Surface Marking Out Gauge

- Scriber tip hardened to 55-60 HRC.
- Includes 2 spindles (225 & 300mm)



CODE	ex GST	inc GST
M053	\$75	\$82.50

Digital Angle Rule



- Zero button
- Accuracy: 0.3°
- 360° range
- Absolute & incremental

SIZE	CODE	ex GST	inc GST
180mm	M970	\$35	\$38.50
280mm	M972	\$40	\$44.00
480mm	M974	\$45	\$49.50



Cast Iron Surface Plate



- Close grained, stress relieved cast iron
- Precisely finished by planing & hand scraping
- Deep cross ribbed construction
- Accuracy to standard DIN876/1
- 400 x 400 x 55mm

CODE	ex GST	inc GST
M710	\$390	\$429



Digital Bevel Box




- Ideal for measuring mitre and bevel angles on saw benches etc.
- Mini digital protractor that provides digital readings of 4 x 90°
- LCD backlight screen
- Magnets in the base
- Includes batteries

CODE	ex GST	inc GST
M977	\$45	\$49.50



Vernier Calipers

- Mono-block vernier
- 4-Way measurement
- Made of stainless steel




Fine Adjustment Q1945

CODE	RANGE	GRADUATIONS	TYPE	ex GST	inc GST
Q1945	0-130mm/5"	0.02mm/0.001"	Fine Adj.	\$70	\$77.00
Q1946	0-180mm/7"	0.02mm/0.001"	Fine Adj.	\$85	\$93.50
Q1947	0-280mm/11"	0.02mm/0.001"	Fine Adj.	\$150	\$165.00

CODE	RANGE	GRADUATIONS	TYPE	ex GST	inc GST
Q194	0-150mm	0.02mm	Std. Lock	\$60	\$66.00
Q1941	0-200mm	0.02mm/0.001"	Std. Lock	\$79	\$86.90

Vernier Calipers - Heavy Duty

- Mono-block vernier
- 4-Way measurement
- Made of stainless steel



CODE	RANGE	GRADUATIONS	JAW LENGTH	TYPE	ex GST	inc GST
Q197	450mm/18"	0.02mm/0.001"	150mm	3 Way	\$340	\$374
Q1985	600mm/24"	0.02mm/0.001"	150mm	3 Way	\$380	\$418
Q199	1000mm/40"	0.02mm/0.001"	200mm	3 Way	\$950	\$1,045

Digital Calipers - IP-67 Coolant Proof

- IP-67 rated - coolant proof
- Four way measurement
- ABS & INC settings
- Clear LCD screen display: On/Off, Inch/Metric, Zero setting at any position

MeasumaX MX



Q1851




CODE	RANGE	RESOLUTION	ex GST	inc GST
Q1851	150mm/6"	0.01mm/0.0005"	\$220	\$242
Q1861	200mm/8"	0.01mm/0.0005"	\$240	\$264
Q1871	300mm/12"	0.01mm/0.0005"	\$320	\$352

Dial Calipers

- Easy zero adjustment
- Clear graduations
- Made of stainless steel
- Four way measurement
- Tinite coated slides

MeasumaX MX




Q191

CODE	RANGE	ex GST	inc GST
Q190	0-6"	\$120	\$132.00
Q191	0-150	\$135	\$148.50
Q192	0-200	\$150	\$165.00

Digital Calipers - Large

- Fast processing
- Large clear LCD on/off, metric/imperial, zero switches - zero setting at any position
- Hardened S/S mechanism with patented technology
- Fine adjustment
- Absolute and incremental settings



Q188

CODE	RANGE	RESOLUTION	TYPE	ex GST	inc GST
Q188	600mm/24"	0.01mm/0.0005"	4 Way	\$490	\$539
Q1885	1000mm/40"	0.01mm/0.0005"	2 Way	\$670	\$737

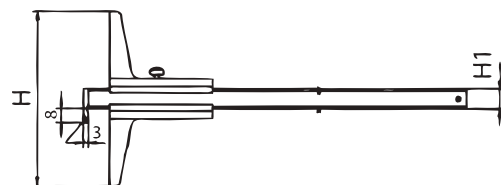
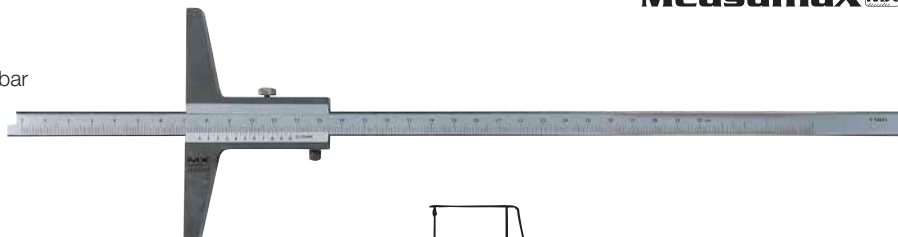
MeasumaX MX



Q1885

Vernier Depth Gauge

- Internal & external depth measurement
- With screw at the back of the far end of the caliper bar
- Mono block stainless steel construction
- Clear laser engraved graduations
- Supplied in plastic case
- ±0.06mm accuracy
- Manufactured to ISO 10012:2003



CODE	RANGE	TYPE	GRADUATIONS	H mm	H1 mm	ex GST	inc GST
Q2365	0-300mm	Plain	0.05mm	102	11.5	\$120	\$132

Measuring Equipment

Micrometers - Metric & Imperial

- Measuring face 6.5mm, flatness 0.0008mm
- Micro-fine clear graduations on satin chrome finish
- Ratchet stop for exact repetitive readings
- Imperial: Resolution 0.0001"
- Metric: Resolution 0.01mm
- Carbide measuring faces
- Painted cast frame
- Supplied with setting standards
- Includes deluxe foam lined plastic case & wrench

MeasumaX^{MX}




CODE	RANGE	ex GST	inc GST
Q101	0-1"	\$50	\$55.00
Q103	1-2"	\$55	\$60.50
Q106	2-3"	\$60	\$66.00
Q102	0-25mm	\$50	\$55.00
Q105	25-50mm	\$55	\$60.50
Q107	50-75mm	\$60	\$66.00
Q110	75-100mm	\$66	\$72.60
Q315	100-125mm	\$100	\$110.00
Q316	125-150mm	\$120	\$132.00
Q317	150-175mm	\$140	\$154.00
Q320	175-200mm	\$160	\$176.00

Micrometers - Metric with interchangeable anvils

- Baked enamel blue cast frame - resolution 0.01mm
- Interchangeable anvils fitted with adjusting collar to set the overall measurement
- Carbide measuring faces, flatness 0.0008mm
- Ratchet thimble for exact repetitive readings
- Micro-fine clear graduations on satin chrome finish

MeasumaX^{MX}



CODE	RANGE	ACCURACY	ANVILS	ex GST	inc GST
Q120	100-200mm	0.007	4	\$380	\$418
Q123	200-300mm	0.009	4	\$420	\$462
Q340	300-400mm	0.011	4	\$560	\$616
Q350	400-500mm	0.013	4	\$650	\$715
Q360	500-600mm	0.015	4	\$750	\$825
Q370	600-700mm	0.016	4	\$950	\$1,045
Q380	700-800mm	0.018	4	\$1,090	\$1,199
Q390	800-900mm	0.020	4	\$1,200	\$1,320
Q391	900-1000mm	0.020	4	\$1,400	\$1,540
Q420	1000-1200mm	0.020	-	\$2,000	\$2,200

Measuring Equipment

Digital Micrometer

- Quick, accurate and easy to use, at an economical price
- Carbide measuring faces • Large LCD • Resolution: 0.0005"
- Metric/Imperial conversion & zero setting keys
- Friction thimble for easy one hand use
- Includes
- Includes CR2032 battery
- Ball point adaptor for use with round pipe or tubes (wall thickness)



Q1242



Q124

CODE	RANGE	ACCURACY	ex GST	inc GST
Q124	0-25mm / 0-1"	±0.002mm	\$120	\$132
Q1242	25-50mm / 1-2"	±0.002mm	\$150	\$165

MeasumaX^{MX}

Digital Micrometer - Coolant Proof IP65

- IP65 protection against oil, water and coolant
- Large LCD for easy reading
- Carbide measuring faces, flatness 0.008mm
- Metric/Imperial conversion & zero setting keys
- Screen resolution: 0.01mm/0.005"
- Abs, and inc. conversion
- Power origin auto off
- Origin data set
- Ratchet thimble
- Chrome-plated frame



CODE	RANGE	ACCURACY	ex GST	inc GST
Q1245	0-25mm / 0-1"	±0.001mm	\$200	\$220

MeasumaX^{MX}

IP65

Screw Thread Micrometers

- V-shaped and cones-shaped anvils (interchangeable) are supplied
- 60° metric anvil set
- Dimensions of anvil-tail: Ø5 x 15mm
- Resolution: 0.01mm/0.0001"
- Ratchet friction thimble
- Painted frame, rotating spindle



Q139

CODE	RANGE	PITCH	ACCURACY	ex GST	inc GST
Q138	0-25mm	0.4-5mm	±0.004mm	\$190	\$209
Q139	25-50mm	0.6-7mm	±0.004mm	\$200	\$220
Q1391	50-75mm	0.6-7mm	±0.004mm	\$230	\$253
Q1392	75-100mm	0.6-7mm	±0.005mm	\$250	\$275

MeasumaX^{MX}

Micrometer Sets - Metric & Imperial

- Easy adjustment for re-calibrating
- Carbide tipped anvils, flatness 0.0008mm
- Micro-fine clear graduations on satin chrome finish
- All sets include adjustment wrenches and setting standards
- Deluxe blow mould case
- Painted cast frame
- Resolution: 0.01mm



Q115



Q118



Q111



Q114

CODE	RANGE	CASE TYPE	QTY	ex GST	inc GST
Q111	0-75mm	Blow mould	3	\$150	\$165
Q114	0-100mm	Blow mould	4	\$200	\$220
Q115	0-150mm	Aluminium	6	\$420	\$462
Q118	150-300mm	Wooden	6	\$750	\$825
Q116	0-4"	Blow mould	4	\$200	\$220
Q117	0-6"	Aluminium	6	\$420	\$462

MeasumaX^{MX}

Measuring Equipment

Internal Micrometers Caliper Jaw Type

MeasumaX^{MX}

- Measumax caliper type micrometers allow internal measurements of small parts to be uniform and extremely accurate
- Micro-fine graduations on satin chrome finish
- Carbide measuring faces
- Jaws made from high grade tool steel
- Standard setting ring supplied
- Accuracy: 0.05mm



CODE	RANGE	ex GST	inc GST
Q134	5-30mm	\$140	\$154
Q135	25-50mm	\$150	\$165

Depth Micrometers

MeasumaX^{MX}

- High accuracy interchangeable rods with hardened and micro lapped flat anvils, provide a wide measuring range
- The interchangeable rods are held securely under the top ratchet section and have individual adjustment for resetting if required
- The base is hardened, ground and lapped for accuracy
- Ratchet stop for exact repetitive readings
- Positive locking clamp
- Resolution: Metric 0.01mm



CODE	RANGE	BASE	ex GST	inc GST
Q145	0-50mm	100mm	\$180	\$198
Q146	0-100mm	100mm	\$250	\$275

Internal Micrometers

MeasumaX^{MX}

- Each interchangeable rod is marked with the range
- Resolution: 0.01mm metric
- Resolution: 0.1" imperial



Tube Type



Rod Type

CODE	RANGE	TYPE	EXTENSION RODS	ex GST	inc GST
Q148	25-50mm	Rod	2 rods	\$220	\$242
Q149	50-300mm	Rod	10 rods	\$330	\$363
Q1491	50-300mm	Tube	13, 25, 2 x 50, 100mm	\$280	\$308
Q1495	2-12"	Tube	0.5", 1", 2" (2pce), 4"	\$280	\$308
Q150	50-500mm	Tube	13, 25, 2 x 50, 100, 200mm	\$350	\$385
Q155	100-1300mm	Tube	25, 50, 100, 200, 2x400mm	\$1,150	\$1,265

3-Point Internal Micrometers

- Self-centring 3-points for accurate measurement of internal diameters
- Carbide-tipped contact points
- Up to 50mm: Accuracy 0.04mm
- Over 50mm: Accuracy 0.05mm
- Within 12mm: Resolution 0.01mm
- Over 12mm: Resolution 0.05mm
- Includes setting rings



Q163

MeasumaX^{MX}



Q161

CODE	RANGE	INDIVIDUAL RANGE	ex GST	inc GST
Q160	6-12mm	6-8, 8-10, 10-12mm	\$1,150	\$1,265
Q161	12-20mm	12-16, 16-20mm	\$630	\$693
Q162	20-50mm	20-25, 25-30, 30-40, 40-50mm	\$1,350	\$1,485
Q163	50-100mm	50-63, 62-75, 75-88, 87-100mm	\$1,790	\$1,969

3-Point Internal Micrometer - Large

The Micrometers are self-centring for accurate measurement of internal diameters

- Carbide-tipped contact points
- Sets supplied with setting ring
- Resolution: 0.01mm (metric), 0.001" (imperial)
- Measurements can be taken closer to the bottom of a blind bore, & can be taken in a deep hole with an extension



MeasumaX^{MX}



CODE	RANGE	ACCURACY	SETTING RINGS	A	L	ex GST	inc GST
Q165	100-150mm	0.005mm	100mm	0.5mm	230mm	\$1,220	\$1,342

Measuring Equipment

Dial Indicators

Economy

- Smooth movement • In-out tolerance marker
- Supplied in foam lined plastic case

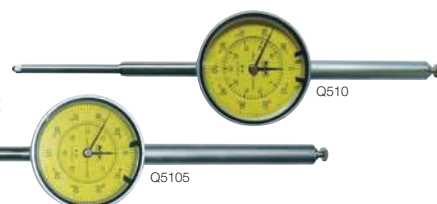
CODE	RANGE	GRAD.	FACE Ø	ex GST	inc GST
Q211	0-10mm	0.01mm	58mm	\$75	\$82.50
Q212	0-1"	0.001"	58mm	\$75	\$82.50
Q215	0-30mm	0.01mm	60mm	\$100	\$110



Long Range

- Jewel movement
- Shock proof movement

CODE	RANGE	GRAD.	FACE Ø	ex GST	inc GST
Q510	0-50mm	0.01mm	58mm	\$190	\$209
Q5105	0-80mm	0.01mm	58mm	\$330	\$363



Precision

- Smooth 6 jewel movement • Flat glass • Shock proof
- Supplied in foam lined plastic case with calibration certificate

CODE	RANGE	GRAD.	FACE Ø	ex GST	inc GST
Q213	0-5mm	0.01mm	40mm	\$90	\$99
Q214	0-10mm	0.01mm	60mm	\$100	\$110



Digital Indicator

- Metric/Imperial with data interface
- Zero setting

CODE	RANGE	RESOLUTION	ex GST	inc GST
Q2205	12.5mm/0.5"	0.01mm/0.0005"	\$120	\$132
Q221	0-50mm/2"	0.01mm/0.0005"	\$320	\$352



Dial Test Indicator

- Large measuring range - 1.6mm - +1.6mm
- Measurement in both directions - steel ball end
- Gradient of 12 degrees on dial face
- Mono enclosure for air tight seal

CODE	RANGE	GRAD.	ex GST	inc GST
Q218	±1.6mm	0.01mm	\$180	\$198



Dial Test Indicator

- Jewel movement - measuring in both directions

CODE	RANGE	GRAD.	FACE Ø	ex GST	inc GST
Q217	0-0.8mm	0.01mm	37mm	\$105	\$115.50
Q2171	0-0.03"	0.0005"	31.2mm	\$90	\$99.00



Dial Bore Gauges

- Suitable for the inspection of deep internal diameters
- Moveable anvil on one side with interchangeable insert type anvils on the other side (above 35mm)
- Dial indicator stem 8mm



CODE	RANGE	GRADUATIONS	DEPTH	ANVILS	SPACERS	ex GST	inc GST
Q226	50-160mm	0.01mm	150mm	12	4	\$190	\$209
Q2265	2-6"	0.001"	6"	11	4	\$200	\$220
Q229	18-35mm	0.01mm	125mm	9	~	\$210	\$231
Q230	35-50mm	0.01mm	125mm	4	4	\$210	\$231

MeasumaX MX

Magnetic Bases

- 30~80kg holding power




CODE	CLAMP TYPE	REACH	ex GST	inc GST
Q430	1-Lock	130mm	\$100	\$110.00
Q435	Fine Adjustment	300mm	\$85	\$93.50
Q4351	H/D Fine Adjustment	300mm	\$100	\$110.00
Q436	1-Lock	330mm	\$150	\$165.00

Digital Height Gauges


Digital - Single column

- Power on/off, zero at any position
- Engage & disengage hand wheel
- Fine adjustment carriage
- Metric/Imperial
- Carbide tipped scriber
- Large base for rigidity, lapped for flatness
- Stainless steel



Centering Dial Indicator

- Smooth movement
- Jewelled bearing
- The set includes 7 stylus probes and a restraining arm



MeasumaX MX

CODE	RANGE	RESOLUTION	ex GST	inc GST
Q515	0 - 3mm	0.01mm	\$200	\$220

Half Round Dial Indicator Holder

MeasumaX MX



CODE	ex GST	inc GST
Q437	\$36	\$39.60

Dial Test Indicator Holder - Straight

- 76mm reach
- Ø1/4" shank



MeasumaX MX

CODE	ex GST	inc GST
Q438	\$36	\$39.60

MeasumaX MX

CODE	RANGE	ACCURACY	ex GST	inc GST
Q2105	0-300mm / 0-12"	±0.04mm	\$590	\$649
Q2106	0-600mm / 0-24"	±0.04mm	\$760	\$836

Measuring Equipment

Precision Machine Levels

- Accuracy per metre 0.02mm
- Base surface comes with vee-shaped recess
- Two vials built in - one horizontal, one across the level
- Flatness of the base less than 05mm



MeasumaX MX

CODE	Length	ex GST	inc GST
Q205	200	\$190	\$209
Q207	300	\$250	\$275

Precision Frame Level

- Accuracy per metre 0.02mm
- Size: 200 x 200mm
- Weight: 3.5kg




MeasumaX MX

CODE	Length	ex GST	inc GST
Q208	200 x 200	\$260	\$286

Gauge Block Sets

- MeasumaX gauge blocks are to ISO3650 standard (Q260)
- The standards are taken at 20°C
- With high accuracy & lower surface roughness
- High tolerance stability
- All blocks meet ISO/JIS & DIN861 standards
- With round and straight chamfered on each corner of gauge blocks



Q265



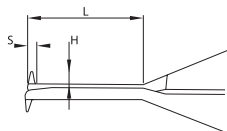
Q260

MeasumaX MX

CODE	No. BLOCKS	GRADE	ex GST	inc GST
Q265	11	1	\$320	\$352
Q260	83	2	\$470	\$517

Digital Caliper Gauges - Internal

- Suited for measuring bores, internal grooves & other hard to reach internal dimensions
- Metric/Imperial conversion
- Remembers the data of max. & min. or hold data
- Direct RS232 output (uses cable Q401)
- Accuracy 0.03mm

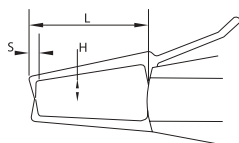


MeasumaX MX

CODE	RANGE	L	S	H	ex GST	inc GST
Q244	10 - 30mm / 0.4 - 1.2"	55	2	3.5	\$320	\$352
Q245	30 - 50mm / 1.2 - 2.0"	80	3	8.5	\$320	\$352

Digital Caliper Gauge - External

- Suitable for the measurement of grooves or dimensions that cannot be reached with a micrometer or vernier caliper
- Remembers the data of max. & min. or hold data
- Metric/Imperial conversion
- Accuracy 0.03mm

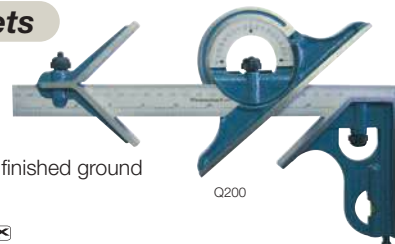


MeasumaX MX

CODE	RANGE	L	S	H	ex GST	inc GST
Q239	0 - 20mm / 0.0 - 0.8"	80	6.5	25	\$320	\$352

Combination Sets

- Satin chrome rule
- 4 piece set
- Engraved graduations on protractor
- Cast iron construction & finished ground




Q200

MeasumaX MX

CODE	RULE	ACCURACY	ex GST	inc GST
Q200	300mm/12"	Standard	\$120	\$132
Q200A	300mm	Standard	\$120	\$132

Bevel Protractors

- Magnifying lens for easy readings (Q201)
- Dial face indicating the angle & minutes (Q2015)
- Fine adjustment



Q2015

MeasumaX MX

CODE	RANGE	TYPE	INDEX VALUE	ACCURACY	ex GST	inc GST
Q201	0-360°	Vernier	5'	± 5'	\$140	\$154
Q2015	0-360°	Dial	5'	± 5'	\$160	\$176

Granite Surface Plate

- Manufactured to precision DIN standards grade 'O'
- Flatness within 3.253/μm
- Test certificate supplied
- Each plate is calibrated in a controlled environment at 20°
- Adjustable levelling metal stand
- Plate sits on 5 adjustable jacks for easy levelling
- 600 x 600 x 100mm granite plate size
- 1000mm working height



CODE	ex GST	inc GST
Q810	\$950	\$1,045

MeasumaX MX

Dial Thickness Gauge

- The dial thickness gauges are used to measure the thickness of paper, leather, rubber, fabric, metal plate, glass and plastic plate etc
- Standard steel contact point & anvil Ø10mm
- Compact design
- Suited for quick inspection



MeasumaX MX

CODE	RANGE	GRAD.	ex GST	inc GST
Q506	0-10mm	0.01mm	\$110	\$121

Dial Depth Gauge

- Equipped with a shock-proof dial indicator
- Interchangeable rods (spherical head) for wide measuring 0-100mm
- Resolution: 0.01mm
- Accuracy: 0.012mm
- 80mm base length



MeasumaX MX

CODE	RANGE	DIAL RANGE	ex GST	inc GST
Q225	0-100mm	0-10mm	\$210	\$231

Mitutoyo



Japanese Precision Measuring Equipment



Vernier Calipers

RANGE	CODE	ex GST	inc GST
130mm/5"	M106	\$120	\$132
180mm/7"	M108	\$140	\$154
280mm/11"	M112	\$270	\$297



Digital Calipers - Coolant Proof IP67

RANGE	CODE	ex GST	inc GST
150mm/6"	M113	\$270	\$297
200mm/8"	M114	\$360	\$396



Dial Calipers

RANGE	CODE	ex GST	inc GST
150mm	M100	\$145	\$159.50
6"	M101	\$240	\$264.00
200mm	M102	\$190	\$209.00
8"	M103	\$330	\$363.00

Mitutoyo Digital Readouts Also Available, Ask For A Quotation



Magnetic Stand

CLAMPING FORCE	CODE	ex GST	inc GST
600N	M057	\$140	\$154



Dial Test Indicator

TYPE	CODE	ex GST	inc GST
Metric	M081	\$220	\$242
Imperial	M083	\$270	\$297

Metric Dial Indicator

RANGE	CODE	ex GST	inc GST
0-5mm	M077	\$110	\$121.00
0-10mm	M078	\$90	\$99.00
0-30mm	M079	\$177	\$194.70
0-0.039 (1")	M080	\$190	\$209.00



Metric Dial Indicator

RANGE	CODE	ex GST	inc GST
1mm	M084	\$270	\$297



Dial Test Indicator

RANGE	CODE	ex GST	inc GST
0 - 0.8mm	M085	\$210	\$231

Micrometers

RANGE	CODE	ex GST	inc GST
0-25mm	M060	\$90	\$99.00
0-1"	M061	\$80	\$88.00
25-50mm	M062	\$110	\$121.00
1-2"	M063	\$110	\$121.00
50-75mm	M064	\$150	\$165.00
2-3"	M065	\$150	\$165.00
75-100mm	M066	\$150	\$165.00
3-4"	M067	\$150	\$165.00



Metric Outside Micrometer

RANGE	CODE	ex GST	inc GST
0-150mm	M058	\$480	\$528



Telescopic Gauge Set

- 8-150mm capacity

CODE	ex GST	inc GST
M072	\$236.36	\$260



Coolant Proof Micrometer

- 0-25mm range

CODE	ex GST	inc GST
M059	\$280	\$308

Z-Axis Preset Gauge - Electronic

- Magnetic base for easy set-up
- Red lamp illuminates when touched
- 50mm height • Accuracy: 05mm

CODE	ex GST	inc GST
M691	\$220	\$242



Z-Axis Preset Gauge - Dial Type

- Dial gauge allows the operator to read amount of over travel
- Zero setting and test function
- Resolution 05mm • 50mm height
- Magnetic base

CODE	ex GST	inc GST
M693	\$230	\$253



Universal 3D Tester's

- 0.01mm accuracy
- X, Y & Z-Axis in any direction
- Zero position needle indicates work piece edge
- No calculating of the probe's ball diameter is required
- Finds the centre of a bore
- 135mm length without shank (M695)
- 113mm length without shank (M694)



CODE	ex GST	inc GST
M695	\$540	\$594
M694	\$850	\$935

TM TOOLMASTER

HAIMER

Touch Point Sensor

- Bright red LED light illuminates in conjunction with a loud audible beep sound when prob touches conductive work piece
- Ø10mm hardened & ground ball end probe
- Accuracy: 05mm
- 20mm shank • 156mm long

CODE	ex GST	inc GST
M690	\$85	\$93.50



Centre & Edge Finders

- Manufactured from tool steel & hardened throughout
- Shank Ø9.52mm, Ø5mm & centre tip (M692)
- Shank Ø10mm, Ø4mm tip, Ø10 & Ø20mm body (M6925)

CODE	ex GST	inc GST
M692	\$17	\$18.70
M6925	\$40	\$44.00

Used for quickly locating work edges, grooves, shoulders & centre points



Straight Edge with Bevel

- Straight edge & 35° bevelled edge
- Carbon tool steel
- Precision ground finish on both sides and edges
- Workshop grade manufactured to DIN 866 B.



Bevelled Edge

LENGTH	WIDTH	THICKNESS	CODE	ex GST	inc GST
500mm	40mm	8mm	M706	\$150	\$165
1000mm	40mm	8mm	M708	\$320	\$352



MX-30i Digital Display Units – Multi Function

MeasumaX MX

- 3 axis model allow up to 3 linear scales to be connected
- 7" colour LCD screen provides a clear and easy to read display with graphics
- Multiple pre-set display colours to choose from
- Easy to use step by step graphical guidance for DRO functions when entering required parameters
- On screen drawing of actual programmed result prior to processing PCD, Line of holes or Arc contour
- One touch axis zero keys with data recovery
- Durable and wipe clean front panel graphic overlay with die-cast casting
- Supplied with a mounting arm
- 2-year warranty

Functions Include

- ✓ Metric / Imperial
- ✓ Measuring Function
- ✓ 48 Sets of Tool Offset
- ✓ REF function
- ✓ Feed Rate
- ✓ Line of holes
- ✓ Radius / Diameter Conversion
- ✓ ABS/INC Coordinate
- ✓ 200 sets of SDM Coordinates
- ✓ PCD
- ✓ Centring / 1/2
- ✓ Smooth R & Simple R



View Detailed List
Of Functions



MODEL	CODE	ex GST	inc GST
MX-30i	Q8500	\$320	\$352

Linear Scales

Measumax linear scales are available in measuring lengths from 120 to 3000mm. With a 5µm resolution and a response speed of 60m/min these scales deliver 100% accuracy.

Features

- NSK Japanese, five bearing sliding structure for a smooth and accurate movement along the length of the scale
- Glass scale with 5µm resolution
- Scale body made from extruded Aluminium with wiper seals providing IP54 protection
- 3m connection cable with 9 pin D-Sub connector

Compact

SCALES (5µm)				
LENGTH	MODEL	CODE	ex GST	inc GST
120mm	MX-500	Q8510	\$180	\$198
170mm	MX-500	Q8511	\$180	\$198
220mm	MX-500	Q8512	\$180	\$198
270mm	MX-500	Q8513	\$180	\$198
320mm	MX-500	Q8514	\$190	\$209

Standard

SCALES (5µm)				
LENGTH	MODEL	CODE	ex GST	inc GST
370mm	MX-300	Q8525	\$140	\$154
420mm	MX-300	Q8526	\$140	\$154
470mm	MX-300	Q8527	\$140	\$154
520mm	MX-300	Q8528	\$150	\$165
570mm	MX-300	Q8529	\$150	\$165
620mm	MX-300	Q8530	\$150	\$165
720mm	MX-300	Q8532	\$160	\$176
820mm	MX-300	Q8534	\$170	\$187
920mm	MX-300	Q8536	\$180	\$198
1020mm	MX-300	Q8538	\$200	\$220
1200mm	MX-600	Q8540	\$270	\$297
1500mm	MX-600	Q8543	\$350	\$385
2000mm	MX-600	Q8548	\$570	\$627
3000mm	MX-600	Q8558	\$1,090	\$1,199

MeasumaX MX

DRO5 3 Axis Digital Readout

- Suits lathes & mill/drills
- X, Y, Z Axis
- Z0 rpm speed display
- IP50 rated protection
- Metric Inch setting
- 4 different LCD colour screen options

OPTIMUM



Note: each axis requires a DRO5-RH reader head & a DRO3-MS magnetic scale

CODE	ex GST	inc GST
D695	\$350	\$385

DRO5-RHA

- 1.5 metre reader head cable
- Includes mounting bracket

OPTIMUM



CODE	ex GST	inc GST
D697	\$70	\$77

DRO3-MS

- 1.5 metre magnetic scale
- Note: Can be cut to desired length

OPTIMUM

Magnetic Scale Strip



CODE	ex GST	inc GST
D694	\$40	\$44



Horizontal Digital Scale

Scale and display unit for use on metal working, sheet metal and wood working machines.

- ON/OFF in any position
- Auto switch off after 4 minutes
- Metric or imperial, absolute or incremental

HAFCO



SCALE RANGE	LENGTH	CODE	ex GST	inc GST
1000mm	1100mm	D667	\$90	\$99

Digital Readouts & Scales

ES-14B 3 Axis Multifunctional LCD Digital Readout can be programmed with 1, 2 or 3 axis inputs for all universal milling, lathe, grinder, borer, and EDM functions.

Each axis can be set up for either 1µm or 5µm, Please note compatible 1µm or 5µm scales are required.

Multi Programmable Functions

- ✓ Clear Zero
- ✓ Centring
- ✓ In/mm Display
- ✓ Co-ordinate Entry
- ✓ ABS/INC
- ✓ Power Off Memory
- ✓ 199 Sub Datum
- ✓ Ref Memory

New Release

ES-14B 3-Axis



MODEL	ES-14B
ORDER CODE	D706
Axis Type	3-Axis
Accuracy	5µm or 1µm
Voltage	240V or 110V
Suits	Mill, Lathe, Grinder, Borer, EDM
PRICE	ex GST \$450
PRICE	inc GST \$495




View Detailed List Of Functions

Long Scales - Magnetic Type

- Easson DRO compatible
- IP67 water proof
- 28 x 46mm (W x H)
- Magnetic scale can be used in a very harsh environment such as stone cutting, metal working machinery, laser cutting machinery & water jet cutting machines
- Each scale includes a reader head & cable

HAFCO

IP67



CODE	SCALE TRAVEL	ex GST	inc GST
D751	3000mm	\$1,750	\$1,925
D752	4000mm	\$1,990	\$2,189
D755	5000mm	\$2,290	\$2,519

Scales Double Seals Design

Offers superior oil resistance, high elastic recovery properties and durability. Protection to DIN 40050 & IP53



Double Seal Design

Aluminium backing plate only supplied with scales up to 500mm

STANDARD SCALES - 27.5 x 33.5mm W x H (5µm)						
TRAVEL	CABLE LENGTH	RESOLUTION	MODEL	ORDER CODE	ex GST	inc GST
200mm	3 Metre	5µm	VS10	D720	\$200	\$220.00
250mm	3 Metre	5µm	VS10	D721	\$200	\$220.00
300mm	3 Metre	5µm	VS10	D722	\$200	\$220.00
350mm	3 Metre	5µm	VS10	D723	\$200	\$220.00
400mm	3 Metre	5µm	VS10	D724	\$210	\$231.00
450mm	3 Metre	5µm	VS10	D725	\$210	\$231.00
500mm	3 Metre	5µm	VS10	D726	\$225	\$247.50
600mm	3 Metre	5µm	VS10	D728	\$230	\$253.00
700mm	3 Metre	5µm	VS10	D730	\$230	\$253.00
800mm	3 Metre	5µm	VS10	D732	\$230	\$253.00
900mm	3 Metre	5µm	VS10	D734	\$250	\$275.00
1000mm	3 Metre	5µm	VS10	D736	\$250	\$275.00
1100mm	5 Metre	5µm	VS10	D736A	\$390	\$429.00
1200mm	5 Metre	5µm	VS10	D737	\$400	\$440.00

STANDARD SCALES - 27.5 x 40.1mm W x H (5µm)						
TRAVEL	CABLE LENGTH	RESOLUTION	MODEL	ORDER CODE	ex GST	inc GST
1300mm	5 Metre	5µm	VS20	D738	\$430	\$473.00
1500mm	5 Metre	5µm	VS20	D739	\$500	\$550.00
1700mm	7 Metre	5µm	VS20	D741	\$590	\$649.00
2000mm	7 Metre	5µm	VS20	D745	\$900	\$990.00
2400mm	9 Metre	5µm	VS20	D746	\$1,450	\$1,595.00
3000mm	9 Metre	5µm	VS20	D750	\$1,950	\$2,145.00

COMPACT SCALES - 20 x 28.5mm W x H (5µm)						
TRAVEL	CABLE LENGTH	RESOLUTION	MODEL	ORDER CODE	ex GST	inc GST
150mm	3 Metre	5µm	GS-30	D719	\$200	\$220.00
200mm	3 Metre	5µm	GS-30	D720C	\$200	\$220.00
250mm	3 Metre	5µm	GS-30	D721C	\$200	\$220.00
300mm	3 Metre	5µm	GS-30	D722C	\$200	\$220.00

ADDITIONAL BRACKET KIT suits any 3 axis install			
TYPE	ORDER CODE	ex GST	inc GST
7-Piece	D772	\$110	\$121.00

EXTENSION CABLE	ORDER CODE	ex GST	inc GST
3 Metre	D709	\$80	\$88.00
5 Metre	D710	\$100	\$110.00

CABLE ADAPTORS	ORDER CODE	ex GST	inc GST
Suits: DSUB9-DIN7	D711	\$60	\$66.00
Suits: DIN7-DSUB9	D712	\$60	\$66.00

Metal Cutting Saws



BS-4A



Vertical Cutting Table
BS-4A



BS-5V

Swivel
Head



BS-6V

19mm
Wide
Blade



BS-5S



Vertical Cutting Table
BS-5S

**HAFCO
METALMASTER**

BS-4A

- Automatic electric cut-out switch
- Portable - on wheels for site work
- Cuts to 45° degrees in mitre vice
- Sealed worm and pinion gearbox drive
- 3 x blade speeds (20-29-50m/min)
- Adjustable blade roller guides
- Adjustable cutting feed rate
- Adjustable length stop
- Vertical cutting table included

Includes: Vertical Cutting Table ✓ Stand ✓
Length Stop ✓ 1 x Blade ✓

**HAFCO
METALMASTER**

BS-5V & BS-6V

- Portable light-weight sturdy aluminium design
- Electronic variable blade speed 30-80m/min
- 60° swivel head for easy mitre cutting
- Accepts 19mm wide blades (BS-6V)
- Handle with start trigger switch
- Safety magnetic main power switch
- Cast aluminium base & saw frame
- Adjustable ball bearing blade guides
- Adjustable length stop



Includes: Vertical Cutting Table (BS-5S) ✓ Stand (BS-5S) ✓
Length Stop ✓ 1 x Blade ✓

**HAFCO
METALMASTER**

BS-5S

- Portable for site work
- 45° swivel head for easy mitre cutting
- Automatic electric cut-out switch
- Sealed worm and pinion gearbox drive
- 3 x speed blade speeds (20-29-50m/min)
- Adjustable blade roller guides
- Adjustable length stop
- Vertical cutting table included
- Sealed worm and pinion gearbox drive



Includes: Length Stop ✓ 1 x Blade ✓

Blades for BS-4A

TYPE	TPI	MATERIAL	CODE	ex GST	inc GST
Carbon	6	Solid Steel	B200	\$14	\$15.40
Carbon	14	Medium Steel	B203	\$14	\$15.40
Carbon	18	Thin Wall Steel	B205	\$14	\$15.40

Blades for BS-5V




TYPE	TPI	MATERIAL	CODE	ex GST	inc GST
Carbon	6	Solid Steel	B197	\$14	\$15.40
Carbon	14	Medium Steel	B198	\$14	\$15.40
Carbon	18	Thin Wall Steel	B199	\$14	\$15.40
Bi-Metal	8-12	Medium Steel	B196	\$27	\$29.70

Blades for BS-5S

TYPE	TPI	MATERIAL	CODE	ex GST	inc GST
Carbon	6	Solid Steel	B206	\$15	\$16.50
Carbon	14	Medium Steel	B207	\$15	\$16.50
Carbon	18	Thin Wall Steel	B208	\$15	\$16.50

Blades for BS-6V

TYPE	TPI	MATERIAL	CODE	ex GST	inc GST
Carbon	10	Medium Steel	B394	\$20	\$22.00
Carbon	14	Med./Thin Steel	B395	\$20	\$22.00
Bi-Metal	6-10	Medium Steel	B397	\$54	\$59.40
Bi-Metal	10-14	Thin Wall Steel	B398	\$54	\$59.40

MODEL		BS-4A	BS-5V	BS-5S	BS-6V
ORDER CODE		B002	B004	B003	B005
Cutting Beam	Auto/Manual	Manual	Manual	Manual	Manual
Operation Type	Swivel/Fixed	Fixed	Swivel	Swivel	Swivel
Cutting Capacities:					
	90°	mm	100	125	170
	45°	mm	72	80	125
	60°	mm	~	50	75
	90°	mm	100	125	170
	45°	mm	72	80	125
	60°	mm	~	50	70
	90°	mm	150 x 100	130 x 125	170 x 170
	45°	mm	72 x 100	80 x 80	125 x 72
	60°	mm	~	50 x 50	~
Cutting Beam Return	Type	Manual	Spring Assist	Manual	Spring Assist
Vice Clamping Fixture	Type	Manual	Manual	Manual	Manual
Table Working Height	mm	620	110	680	137
Blade Speeds	M/min	20, 29, 50	30~80	20, 29, 50	30~80
Blade Size (LxW)	mm	1645 x 12.7	1440 x 12.7	1727 x 12.7	2035 x 19
Motor Power	kW/hp	0.375 / 1/2	1 / 1.3	0.375 / 1/2	1.65 / 2.2
Voltage	V	240	240	240	240
Weight	kg	65	23	70	38
PRICE	ex GST	\$560	\$630	\$950	\$1,120
PRICE	inc GST	\$616	\$693	\$1,045	\$1,232

Metal Cutting Saws



BS-7



BS-8DS

Dual Mitre

HAFCO METALMASTER BS-7

- 300 x 180mm (W x H) rectangular capacity @ 90 Degrees
- Adjustable hydraulic cutting feed rate for multiple applications
- Mitre cuts to 45° using calibrated vice
- Built-in coolant system with flow control valve
- Automatic electric cut-out switch stops machine when cut is complete
- Roller bearing blade guides provides accurate cutting
- 4 cutting speeds via step pulleys 34-41-59-98mpm
- Adjustable length stop for repetition cutting
- Portable - on wheels for ease of use
- Vertical cutting table included
- Heavy-duty 0.75kW / 1hp 240V motor

Includes: Coolant System ✓ Length Stop ✓
1 x Blade ✓ Hydraulic Feed ✓

HAFCO METALMASTER BS-8DS

- 205mm round, 215mm x 200mm (W x H) rectangular capacity at 90°
- 143mm round, 143mm x 115mm (W x H) rectangular capacity at 45°
- 45° swivel head for easy angle cutting without moving material
- Adjustable hydraulic feed cutting rate for multiple applications
- Built-in coolant system with flow control valve for maximum cutting efficiency
- Limit switch stops machine when cut is complete
- Blade roller guides provides accurate cutting
- 4-speed pulley drive system enabling 24-41-61-82mpm cutting speeds
- Adjustable length stop for repetition cutting
- Wire wheel brush to clean swarf from blade
- Heavy-duty 750W/240V fully enclosed fan-cooled motor

Includes: Coolant System ✓



Blade Guide with Cleaning Brush BS-7



Adjustable Blade Roller Guides BS-7






Quick Action Vice Handle Lever BS-8DS



Hydraulic Ram Down Feed Control BS-8DS

Blades for BS-7, BS-8DS

TYPE	TPI	Section Size	CODE	ex GST	inc GST
Carbon	6	51 - 80mm	B210	\$25	\$27.50
Carbon	8	31 - 50mm	B212	\$25	\$27.50
Carbon	10	16 - 30mm	B214	\$25	\$27.50
Carbon	14	10 - 15mm	B216	\$25	\$27.50
Bi-Metal	4-6	51 - 80mm	B400	\$60	\$66.00
Bi-Metal	6-10	16 - 30mm	B404	\$60	\$66.00
Bi-Metal	10-14	Up to 10mm	B408	\$60	\$66.00

MODEL			BS-7	BS-8DS
ORDER CODE			B007	B008
Cutting Head Beam		Auto/Manual	Manual	Manual
Operation Type		Swivel/Fixed	Fixed	Swivel
Cutting Capacities:				
90° mm		180	205	
45° mm		110	143	
90° mm		180	~	
45° mm		110	~	
(WxH) 90° mm		300 x 180	215 x 205	
(WxH) 45° mm		110 x 180	143 x 115	
Cutting Beam Return	Type	Manual	Manual	
Vice Clamping Fixture	Type	Manual	Manual	
Coolant System	~/✓	✓	✓	
Table Working Height	mm	550	820	
Blade Speeds	M/min	34, 41, 59, 98	24, 41, 61, 82	
Blade Size (LxWxT)	mm	2362 x 19 x 0.8	2360 x 19 x 0.9	
Motor Power	kW/hp	0.75 / 1	1.1 / 1.5	
Voltage	V	240	240	
Weight	kg	166	190	
PRICE	ex GST	\$1,390	\$1,960	
PRICE	inc GST	\$1,529	\$2,156	

Metal Cutting Saws

**HAFCO
METALMASTER**

BS-912

- 305 x 178mm (W x H) rectangular capacity
- Adjustable hydraulic cutting feed rate for multiple applications
- Mitre cuts to 45° using calibrated vice
- Built-in coolant system on both blade guides with flow control valve for maximum cutting efficiency
- Automatic electric cut-out switch stops machine when cut is complete
- Quick action material clamping lever
- Adjustable blade roller guides provides accurate cutting
- Adjustable 4-speed pulley drive system enabling 26-50-73-95m/min
- Adjustable length stop for repetition cutting
- Wire wheel brush to clean swarf from blade
- Portable - on wheels for ease of use
- Heavy-duty 0.75kW / 1hp 240V motor



Includes: Coolant System ✓ Length Stop ✓ 1 x Blade ✓ Hydraulic Feed ✓



BS-912



Hydraulic Down Feed Control
BS-912



Quick Action Vice Lever
BS-912



Bearing Blade Guides
BS-912 & BS-916A



Hydraulic Down Feed Control
BS-916A

**HAFCO
METALMASTER**

BS-916A

- 350 x 228mm (W x H) rectangular capacity
- Mitre cuts to 45° using calibrated vice
- Built-in coolant system for maximum cutting efficiency
- Adjustable hydraulic cutting feed rate for multiple applications
- Automatic electric cut-out switch stops machine when cut is complete
- Cast Iron frame with heavy duty fabricated base
- Control panel located on top of arm for easy use
- Quick action material clamping system
- Blade tension lever with scale for optimum settings
- Adjustable carbide & roller bearing blade guides provides accurate cutting
- Adjustable 4-speed pulley drive system enabling 25-40-52-72mpm
- Adjustable length stop for repetition cutting
- Wire wheel brush to clean swarf from blade
- Heavy-duty 1.1kW / 1.5hp 240V motor



Includes: Coolant System ✓ Length Stop ✓ 1 x Blade ✓ Hydraulic Feed ✓



BS-916A

Metal Cutting Saws



Dual Mitre

BS-10LS

HAFCO METALMASTER BS-10LS

- 468 x 250mm (W x H) rectangular capacity
- Swivel head for easy mitre cutting without moving material
- Adjustable hydraulic cutting feed rate for multiple applications
- Mitre cuts to 45° using swivel head with quick action clamp
- Built-in coolant system for maximum cutting efficiency
- Automatic electric cut-out switch stops machine when cut is complete
- Control panel located on top of arm for easy use
- Large mitre scale - easy to read
- Cast Iron frame with heavy duty fabricated base
- Adjustable carbide & roller bearing blade guides provides accurate cutting
- Variable speed drive system changes blade speed from 18-102mpm
- Adjustable length stop for repetition cutting
- Wire wheel brush to clean swarf from blade
- Heavy-duty 1.5kW / 2hp 415V motor



Includes: Coolant System ✓ Length Stop ✓ 1 x Blade ✓ Hydraulic Feed ✓



Swivel Head Locking Handle
BS-10LS



Quick Action Vice
BS-10LS



Variable Down Feed Control
BS-10LS



Variable Blade Speed Control
BS-10LS

Optional Accessories



p134



p134



p74

Blades for BS-912




TYPE	TPI	Section Size	CODE	ex GST	inc GST
Bi-Metal	4-6	51 - 80mm	B412	\$75	\$82.50
Bi-Metal	6-10	16 - 30mm	B414	\$75	\$82.50
Bi-Metal	10-14	Up to 10mm	B418	\$75	\$82.50

Blades for BS-916A

TYPE	TPI	Section Size	CODE	ex GST	inc GST
Bi-Metal	4-6	51 - 80mm	B510	\$80	\$88
Bi-Metal	6-10	16 - 30mm	B512	\$80	\$88
Bi-Metal	10-14	Up to 10mm	B514	\$80	\$88

Blades for BS-10LS

TYPE	TPI	Section Size	CODE	ex GST	inc GST
Bi-Metal	4-6	51 - 80mm	B560	\$85	\$93.50
Bi-Metal	6-10	16 - 30mm	B562	\$85	\$93.50
Bi-Metal	10-14	Up to 10mm	B564	\$85	\$93.50

MODEL		BS-912	BS-916A	BS-10LS
ORDER CODE		B014	B015	B021
Cutting Head Beam	Auto/Manual	Manual	Manual	Manual
Operation Type	Swivel/Fixed	Fixed	Fixed	Swivel
Cutting Capacities:				
	90° mm 45° mm	230 150	228 180	250 235
	90° mm 45° mm	230 127	228 150	250 235
	(WxH) 90° mm (WxH) 45° mm	305 x 178 150 x 127	350 x 228 240 x 180	468 x 250 250 x 240
Cutting Beam Return	Type	Manual	Manual	Manual
Vice Clamping Fixture	Type	Manual	Manual	Manual
Coolant System	~/ ✓	✓	✓	✓
Table Working Height	mm	640	675	570
Blade Speeds	M/min	26, 50, 73, 95	25, 40, 52, 72	Variable (18-102)
Blade Size (LxWxT)	mm	2654 x 27 x 0.9	2908 x 27 x 0.9	3090 x 27 x 0.9
Motor Power	kW/hp	0.75 / 1	1.1 / 1.5	1.5 / 2
Voltage	V / Amp	240	240 / 15	415
Weight	kg	185	290	380
PRICE	ex GST	\$2,250	\$3,690	\$5,990
PRICE	inc GST	\$2,475	\$4,059	\$6,589

Metal Cutting Saws



HAFCO METALMASTER BS-10AS

- 400 x 230mm (W x H) rectangular capacity
- Swivel head to 45° for easy mitre cutting without moving material
- Semi-automatic operation, automatic arm rise after completion of cut
- Adjustable hydraulic cutting feed rate for multiple applications
- Built-in coolant system for maximum cutting efficiency
- Adjustable 4-speed pulley drive system enabling 24-38-53-81mpm
- Limit switch stops machine when cut is complete
- Electric control panel mounted on base for quick operation
- Combination roller bearing & carbide blade guides
- Heavy duty steel fabricated base & beam with cast iron bed & blade arms
- Adjustable length stop for repetition cutting
- Wire wheel brush to clean swarf from blade
- Heavy-duty gearbox driven by a 1.5kW / 2hp 415V motor



Includes: Coolant System ✓ Length Stop ✓ 1 x Blade ✓ Hydraulic Feed ✓



Bearing & Carbide Blade Guides BS-10AS



Swivel Head BS-10AS



Variable Blade Speed Control BS-13DS



Hydraulic Vice with Pressure Regulator BS-13DS



Control Panel BS-13DS




HAFCO METALMASTER BS-13DS Dual Mitre

- 458 x 235mm (W x H) rectangular capacity
- Dual mitre swivel head for easy mitre cutting without moving material
- Semi-automatic operation, machine returns to open height position after finishing the cutting process
- Variable speed drive system changes blade speed from 19-102mpm
- Blade breakage sensor fitted that automatically shuts machine off
- Built-in coolant system with wash down trigger
- Automatic hydraulic vice incorporated with a manual hand wheel
- Adjustable pressure regulator on hydraulic vice
- Adjustable hydraulic cutting feed rate for multiple applications
- Mitre cuts to 45° right & 60° left using swivel head
- Laser line guide assist in lining up material positioning
- Adjustable roller bearing & carbide blade guides
- Wire wheel brush to clean swarf from blade
- Industrial-duty gearbox driven by a 1.5kW / 2hp 415V motor



Includes: Coolant System ✓ Length Stop ✓ 1 x Blade ✓ Hydraulic Feed ✓

Metal Cutting Saws



BS-461AS

HAFCO METALMASTER BS-461AS Dual Mitre

- 600 x 440mm (W x H) rectangular capacity
- Dual mitre swivel head up to 60° (left & right)
- Automatic blade breakage sensor with blade tension system & gauge
- Integrated hydraulic unit with fine feed arm control
- Built-in coolant system for maximum cutting efficiency
- Hydraulic system utilized to raise and lower cutting arm
- Adjustable roller bearing carbide blade guides
- Automatic full stroke hydraulic clamping vice
- Variable speed drive system with 26-80mpm
- Motorised wire wheel brush to clean swarf from blade
- Industrial-duty gearbox driven by a 3.75kW / 5hp 415V motor



Includes: Coolant System ✓ Length Stop ✓ 1 x Blade ✓ Hydraulic Feed ✓



Hydraulic Full Length Vice
BS-461AS



Controller
BS-461AS



Variable Blade Speed
BS-461AS



Blade Tension Dial with Gauge
BS-461AS



Vice Dual Mitre
BS-461AS

Optional Accessories



p134



p134



p74

Blades for BS-10AS








TYPE	TPI	Section Size	CODE	ex GST	inc GST
Bi-Metal	3-4	81 - 121mm	B435	\$90	\$99
Bi-Metal	4-6	51 - 80mm	B436	\$90	\$99
Bi-Metal	6-10	16 - 30mm	B438	\$90	\$99
Bi-Metal	10-14	Up to 10mm	B440	\$90	\$99

Blades for BS-13DS

TYPE	TPI	Section Size	CODE	ex GST	inc GST
Bi-Metal	3-4	81 - 120mm	B590	\$100	\$110
Bi-Metal	4-6	51 - 80mm	B592	\$100	\$110

Blades for BS-461AS

TYPE	TPI	Section Size	CODE	ex GST	inc GST
Bi-Metal	2-3	121 - 200mm	B506	\$200	\$220
Bi-Metal	4-6	51 - 80mm	B507	\$200	\$220
Bi-Metal	5-8	31 - 50mm	B508	\$200	\$220

MODEL			BS-10AS	BS-13DS	BS-461AS
ORDER CODE			B029	B030	B035A
Cutting Head Beam	Auto/Manual		Semi-Automatic	Semi-Automatic	Semi-Automatic
Operation Type	Swivel/Fixed		Swivel	Swivel-Dual Mitre	Swivel-Dual Mitre
Cutting Capacities:					
	90°	mm		330	460
	45°	mm	250	330	445
	60°	mm	250	204	295
	90°	mm		330	460
	45°	mm	230	280	445
	60°	mm	175	160	295
	(WxH) 90°	mm		458 x 235	600 x 440
	(WxH) 45°	mm	400 x 230	310 x 170	445 x 360
	(WxH) 60°	mm	205 x 155	204 x 80	330 x 230
Cutting Beam Return	Type		Auto-Hydraulic	Auto-Hydraulic	Auto-Hydraulic
Vice Clamping Fixture	Type		Manual	Auto-Hydraulic	Auto Hydraulic
Coolant System	~/ 				
Table Working Height	mm		650	840	880
Blade Speeds	M/min		24, 38, 53, 81	Variable (19-102)	Variable (26-80)
Blade Size (LxWxT)	mm		3352 x 27 x 0.9	3810 x 27 x 0.9	5330 x 41 x 1.3
Motor Power	kW/hp		1.5 / 2	1.5 / 2	3.75 / 5
Voltage	V		415	415	415
Weight	kg		600	630	1500
PRICE	ex GST		\$7,490	\$10,450	\$25,950
PRICE	inc GST		\$8,239	\$11,495	\$28,545

Metal Cutting Saws

BEKAMAK
sawing machines

BMSO-320

- Ø320mm round capacity
- 300 x 300mm (W x H) square capacity
- Pre-set cut counter, machine stops when count cycle is reached
- Automatic material feed roller system with micro switch stop
- Blade breakage sensor fitted that automatically shuts machine off
- Variable speed drive system changes blade speed from 20-100mpm
- Automatic operation, automatic arm rise after completion of cut
- Adjustable hydraulic cutting feed rate for multiple applications
- Built-in coolant system for maximum cutting efficiency
- Adjustable carbide blade guides provides accurate cutting
- Integrated hydraulic unit with arm feed control trimming
- Adjustable length stop with micro for repetition cutting
- Wire wheel brush to clean swarf from blade
- Designed for accurate 90° multiple job cutting
- Heavy-duty gearbox driven by a 2.2kW / 3hp 415V motor



Includes: Hydraulic Downfeed Control ✓

Fully-Auto



BMSO-320



Control Panel
(BMSO-320)



Auto Length Stop Switch
(BMSO-320)



Auto Powered Roller Feed
Vice (BMSO-320)



Full Stroke Hydraulic Vice
(BMSY-320DG)



Manual Hydraulic Blade
Tension (BMSY-320DG)

BEKAMAK
sawing machines

BMSY-320DGH

- Large 320mm round & 450 x 320mm (W x H) rectangular capacity
- Swivel head dual mitre between +45° and -60° for easy angle cutting without moving material
- Digital readout display mounted on pendant to measure angles for accurate mitre cutting
- Inverter controlled infinitely variable blade speed 20-100mpm
- Semi-automatic operation, saw head returns to open height position
- Full stroke hydraulic clamping vice provides quicker set-up of jobs
- Hydraulic vice is adjustable to slide left & right side of the blade
- Hydraulic blade tension device with gauge & blade breakage sensor
- Swivelling pendant control panel mounted on base for quick operation
- Roller bearing with carbide blade guide system provide additional blade support for accurate cutting
- Wire wheel brush to clean swarf from blade
- Industrial duty gearbox driven by a 2.25kW / 3hp 415V motor
- All electrical components are of European quality supplied by Schneider Electric, Omron & Relpol



Includes: Hydro Mechanical Blade Tension ✓

Dual
Mitre

Semi-Auto



BMSY-320DGH

BEKAMAK BMSY-440-DGH



- Large 440mm round & 600 x 440mm (W x H) rectangular capacity
- Swivel head dual mitre between +60° and -60° for easy angle cutting without moving material
- Digital readout display mounted on pendant to measure angles for accurate mitre cutting
- Inverter controlled infinitely variable blade speed 20-100mpm
- Semi-automatic operation, saw head returns to open height position after finishing the cutting process
- Full stroke hydraulic clamping vice provides quicker set-up of jobs
- Hydraulic vice is adjustable to slide left & right side of the blade to suit multiple applications
- Hydraulic operated system raising and lowering the cutting beam
- Adjustable hydraulic feed cutting rate for multiple applications
- Sensitivity cutting pressure dial
- Hydraulic blade tension device with gauge
- Head mitre hydraulic brake locking system
- Blade breakage sensor fitted that automatically shuts machine off
- Built-in coolant system for maximum cutting efficiency
- Limit switch stops machine and raises cutting beam when cut is complete
- Swivelling pendant control panel mounted on base for quick operation
- Heavy duty steel fabricated frame, swivel centre & base
- Roller bearing with carbide blade guide system provide additional blade support for accurate cutting
- Heavy duty cast-iron blade wheels
- Rigid cast-iron guide arms



BMSY-440-DGH



Top View



Rear View



Right View

Blades for BMSO-320

TYPE	TPI	Section Size	CODE	ex GST	inc GST
Bi-Metal	4-6	51 - 80mm	B442	\$100	\$110
Bi-Metal	6-10	16 - 30mm	B444	\$100	\$110
Bi-Metal	10-14	0 - 10mm	B445	\$100	\$110

Blades for BMSY-320DGH

TYPE	TPI	Section Size	CODE	ex GST	inc GST
Bi-Metal	3-4	81 - 120mm	B493	\$140	\$154
Bi-Metal	4-6	51-80mm	B494	\$140	\$154
Bi-Metal	6-10	16-30mm	B496	\$140	\$154

Blades for BMSY-440-DGH

TYPE	TPI	Section Size	CODE	ex GST	inc GST
Bi-Metal	3-4	81 - 120mm	B656	\$200	\$220.00
Bi-Metal	4-6	51 - 80mm	B657	\$200	\$220.00
Bi-Metal	6-10	16 - 30mm	B658	\$200	\$220.00
Bi-Metal	8-12	0 - 10mm	B659	\$200	\$220.00

MODEL		BMSO-320	BMSY-320DGH	BMSY 440DGH
ORDER CODE		B038	B136	B138
Cutting Head Beam	Auto/Manual	Fully-Automatic	Semi-Automatic	Semi-Automatic
Operation Type	Swivel/Fixed	Fixed Head Automatic Roller Feed	Swivel Head - Dual Mitre Semi - Automatic	Swivel Head - Dual Mitre Semi - Automatic
Cutting Capacities:				
	90° mm	320	320	440
	45° mm	~	320	410
	60° mm	~	240	320
	90° mm	300 x 300	320	440
	45° mm	~	320	410
	60° mm	~	220	250
	(WxH) 90° mm	~	450 x 320	600 x 440
	(WxH) 45° mm	~	330 x 320	400 x 440
	(WxH) 60° mm	~	230 x 220	250 x 440
Cutting Beam Return	Type	Auto-Hydraulic	Auto-Hydraulic	Auto-Hydraulic
Vice Clamping Fixture	Type	Manual	Auto-Hydraulic	Auto-Hydraulic
Coolant System	~/✓	✓	✓	✓
Table Working Height	mm	640	860	860
Blade Speeds	M/min	Variable (20-100)	Variable (20-100)	Variable (20-100)
Blade Size (LxWxT)	mm	3660 x 27 x 0.9	4160 x 34 x 1.1	5200 x 34 x 1.1
Motor Power	kW/hp	2.2 / 3	2.2 / 3	3 / 4
Voltage	V	415	415	415
Weight	kg	735	1040	1540
PRICE	ex GST	\$13,750	\$18,450	\$26,450
PRICE	inc GST	\$15,125	\$20,295	\$29,095



BMSY-440-CGH



BMSY-440-CGH 695 x 425mm

BMSY-540-CGH 750 x 540mm

BMSY-810-CGH 810 x 770mm


- Swivel head for mitre cutting up to 60°
- 2° blade incline for improved cutting
- Inverter variable blade speed control
- Hydraulic blade tension device
- Laser liner material pointer
- Digital readout display for accurate mitre cutting
- Head mitre hydraulic brake locking system
- Linear guide ways for improved accuracy
- Sensitivity cutting pressure dial & blade cover safety interlock switches
- SITI industrial duty gearbox driven by a 4kW / 5.5hp, 415V motor
- Includes SAP coolant pump system & saw blade cleaning brush
- Hydraulic material top clamp
- Hydraulic material side clamping vice & top clamp (BMSY-810-CGH)
- 500mm high vice jaws (BMSY-540-CGH)
- 600mm high vice jaws (BMSY-810-CGH)
- Hydraulic material clamping vice & auto optical material height adjustment



Includes: BMSY-CGH Series



Hydraulic Material Top Clamp



Hydraulic Blade Tension



Laser Line Material Pointer Shown



Head Lock Switch With Digital Mitre Angle



Control Panel

Optional Accessories:

- Motorised conveyor system ✓
- Chip/swarf conveyor system ✓
- ILC micro-spray blade device ✓

Bi-Metal Blades for model BMSY-440-CGH

TPI	Section Size	CODE	ex GST	inc GST
2-3	121 - 200mm	B630	\$200	\$220.00
3-4	81 - 120mm	B632	\$200	\$220.00

Bi-Metal Blades for model BMSY-540-CGH

TPI	Section Size	CODE	ex GST	inc GST
2-3	121 - 200mm	B623	\$240	\$264.00
3-4	81 - 120mm	B624	\$240	\$264.00
4-6	51 - 80mm	B625	\$240	\$264.00

Bi-Metal Blades for model BMSY-810-CGH

TPI	Section Size	CODE	ex GST	inc GST
5-8	31 - 50mm	B640	\$270	\$297.00

MODEL		BMSY-440-CGH	BMSY-540-CGH	BMSY-810-CGH
ORDER CODE		B140	B141	B142
Cutting Head Beam	Auto/Manual	Semi-Automatic	Semi-Automatic	Semi-Automatic
Operation Type	Swivel/Fixed	Swivel	Swivel	Swivel
Cutting Capacities:				
	90° mm	450	540	810
	45° mm	430	510	555
	60° mm	320	270	320
	90° mm	425	540	770
	45° mm	425	450	555
	60° mm	290	250	310
	(WxH) 90° mm	695 x 425	750 x 540	810 x 770
	(WxH) 45° mm	430 x 425	450 x 540	555 x 770
	(WxH) 60° mm	260 x 425	250 x 540	310 x 770
Cutting Beam Return	Type	Auto-Hydraulic	Auto-Hydraulic	Auto-Hydraulic
Vice Clamping Fixture	Type	Auto-Hydraulic	Auto-Hydraulic	Auto-Hydraulic
Coolant System	~/✓	✓	✓	✓
Table Working Height	mm	690	695	725
Blade Speeds	M/min	Variable (20-100)	Variable (20-100)	Variable (20-100)
Blade Size (LxWxT)	mm	5400 x 41 x 1.3	6000 x 41 x 1.3	8400 x 41 x 1.3
Motor Power	kW/hp	4 / 5.5	4 / 5.5	4 / 5.5
Voltage	V	415	415	415
Weight	kg	1765	2367	3920
PRICE	ex GST	\$37,250	\$42,450	\$64,500
PRICE	inc GST	\$40,975	\$46,695	\$70,950

Bundle Clamps

Touch Screen



Made in Taiwan



H-300HA-NC

ACTUAL POWER
H-300HA-NC 300 x 300mm

H-420HA-NC 420 x 400mm

H-460HA-NC 480 x 460mm

H-550HA-NC 550 x 530mm

Functions:

- 1. **Automatic Kerf Compensation:** Blade Thickness for multiple indexing: This function allows and calculates the blade thickness into the programmed cut length so you achieve your desired length required (factory pre-set)
- 2. **Automatic locate trim cut:** When the material is placed in rear vice and this function is selected the machine will automatically find the material end and set up trim cut to the programmed value
- 3. **"Save-a-blade":** to prevent blade tooth deformities. This function retracts the material back approx 3mm away from the blade preventing the blade teeth rubbing on the material on the return after completion of cut (H-420HA-NC - H-550HA-NC)
- 4. **Automatic shut-off for finished jobs or out of stock**
- 5. **Simplified self diagnostics error code display**
- 6. **LCD screen with touch screen display**

Includes: Coolant System with Cleaning Gun ✓ 1 x Blade ✓ Hydraulic Feed ✓ Bundle Cutting Clamps ✓ Blade Cleaning Brush ✓ Hydraulic Full Stroke Vice ✓ Hydraulic Chip Conveyor ✓ Halogen Light ✓


NC Control Panel



Hydraulic Blade Tension



Bundle Cutting Clamps Fitted






Hydraulic Chip Conveyor



Hydraulic Full Stroke Vice



Halogen Work Light

MODEL		H-300HA-NC	H-420HA-NC	H-460HA-NC	H-550HA-NC
ORDER CODE		B118	B120	B122	B124
Cutting Head Beam Auto/Manual		Fully Automatic Hitch Feed	Fully Automatic Hitch Feed	Fully Automatic Hitch Feed	Fully Automatic Hitch Feed
Operation Type	Swivel/Fixed	Fixed-Dual Column	Fixed-Dual Column	Fixed-Dual Column	Fixed-Dual Column
Cutting Capacities:					
	90° mm	300	420	460	550
	90° mm	300	420	460	550
	(WxH) 90° mm	300 x 300	420 x 420	480 x 460	550 x 550
Cutting Beam Return	Type	Auto-Hydraulic	Auto-Hydraulic	Auto-Hydraulic	Auto-Hydraulic
Vice Clamping Fixture	Type	Auto Hydraulic	Auto Hydraulic	Auto Hydraulic	Auto Hydraulic
Bundle Cutting Fixture	~/ ✓	✓	✓	✓	✓
Coolant System	~/ ✓	✓	✓	✓	✓
Table Working Height	mm	780	800	800	800
Blade Speeds	M/min	Variable (20-100)	Variable (20-100)	Variable (20-100)	Variable (20-100)
Blade Size (LxWxT)	mm	3920 x 34 x 1.1	4880 x 41 x 1.3	5440 x 41 x 1.3	5980 x 41 x 1.3
Motor Power	kW/hp	3.75 / 5	5.5 / 7.5	5.5 / 7.5	5.5 / 7.5
Voltage	V	415	415	415	415
Weight	kg	1710	2580	3300	3950
PRICE	ex GST	\$30,950	\$38,950	\$42,500	\$49,500
PRICE	inc GST	\$34,045	\$42,845	\$46,750	\$54,450

Semi Automatic



See website for more details



H-550SA

Double Column Heavy Duty

H-550SA 550 x 530mm

H-7670SA 760 x 700mm

H-1080SAT 1000 x 800mm

H-1100SAT 1100 x 1100mm

H-1300SAT 1300 x 1300mm

ACTUAL POWER



EB-260V

Single
Mitre

HAFCO METALMASTER EB-260V

- 225 x 180mm (W x H) rectangular capacity
- Electronic variable blade speed 20-90 M/min
- Swivel head mitre cut to 60° right
- Quick action lock/release lever for swivel head
- Coolant system for cutting efficiency and blade life
- Adjustable hydraulic cylinder for auto feed
- Quick-action lock/release vice
- Control panel mounted in a convenient location
- User friendly blade tension system
- Adjustable ball bearing blade guides
- Blade cleaning brush incorporated into blade guide system



Made in
Taiwan

Includes: Coolant System ✓ Length Stop ✓ 1 x Blade ✓ Hydraulic Feed ✓



Ball Bearing Blade Guides
EB-260V



Electronic Variable Blade
Speed EB-260V



Easy Access Control Panel
EB-260V



EB-285DSV

Dual
Mitre

HAFCO METALMASTER EB-285DSV

- 265 x 200mm rectangular capacity
- Electronic variable blade speed, 240V motor
- Larger cutting capacity than conventional cold saws
- Swivel head double mitre cut to 45° right & left, 60° right
- Quick action lock/release lever for swivel head
- Heavy-duty gear drive system
- Control panel mounted on stand for easy access
- Heavy duty hydraulic down feed cylinder
- Ball bearing blade guides ensures minimal blade clearance wear & increases blade life due to less friction
- Vibration free, low noise operation ensures clean & high precision cuts
- Blade cleaning brush incorporated into blade guide system
- Unique sliding vice design for dual mitre operation
- Coolant system for cutting efficiency and blade life
- User friendly blade tension system with gauge
- Adjustable length stop for repetition cutting
- Material support roller for long stock
- Quick-action lock/release vice



Made in
Taiwan

Includes: Stand ✓ Coolant Tank ✓



Head Swivel to 60 Degrees
EB-285DSV



Adjustable Hydraulic Down
Feed Control EB-285DSV



Heavy Duty Hydraulic Down
Feed Cylinder EB-285DSV



Dual Mitre

EB-320DS

HAFCO
METALMASTER
EB-320DS Dual Mitre

- 310 x 205mm (W x H) rectangular capacity
- 2-speed motor enabling blade speeds of 35 & 70M/min
- Swivel head dual mitre cut to 45° left, 60° right
- Quick action lock/release lever for swivel head & vice
- Control panel mounted in a convenient location
- Coolant system for cutting efficiency and blade life
- Adjustable hydraulic cylinder for auto feed
- Ball bearing & carbide blade guides
- Blade cleaning brush



Made in Taiwan

Includes: Coolant System ✓ Length Stop ✓ 1 x Blade ✓ Hydraulic Feed ✓
Control Panel
EB-320DSDual Mitre Vice
EB-320DSVariable Feed Control
EB-320DSBall Bearing & Carbide Guides
EB-320DSBlade Tension Gauge
EB-320DS

Optional Accessories










p134



p134



p74

MODEL			EB-260V	EB-285DSV	EB-320DS
ORDER CODE			B062V	B064V	B067
Cutting Head Beam	Auto/Man.		Manual	Manual	Manual
Operation Type	Swivel/Fixed		Swivel	Dual Swivel	Dual Swivel
Cutting Capacities:					
	90°	mm	225	235	255
	45°	mm	150	190	220
	60°	mm	100	120	125
	90°	mm	180	225	205
	45°	mm	140	185	200
	60°	mm	100	120	125
	(WxH) 90°	mm	225 x 180	265 x 200	310 x 205
	(WxH) 45°	mm	140 x 140	180 x 200	205 x 200
	(WxH) 60°	mm	100 x 100	115 x 120	125 x 125
Cutting Beam Return	Type		Manual	Manual	Manual
Vice Clamping Fixture	Type		Manual	Manual	Manual
Coolant System	~/ 				
Table Working Height	mm		950	990	950
Blade Speeds	M/min		Variable (20~90)	Variable (20~90)	35~70
Blade Size (LxWxT)	mm		2480x27x0.9	2645x27x0.9	2750x27x0.9
Motor Power	kW/hp		1.5 / 2	1.5 / 2	1.5 / 2
Voltage	V		240	240	415
Weight	kg		200	260	371
PRICE	ex GST		\$3,090	\$4,390	\$5,750
PRICE	inc GST		\$3,399	\$4,829	\$6,325

Blades for EB-260V

TYPE	TPI	Section Size	CODE	ex GST	inc GST
Bi-Metal	4-6	51 - 80mm	B478	\$70	\$77
Bi-Metal	6-10	16 - 30mm	B479	\$70	\$77
Bi-Metal	10-14	Up to 10mm	B480	\$70	\$77

Blades for EB-260V

TYPE	TPI	Section Size	CODE	ex GST	inc GST
Bi-Metal	4-6	51 - 80mm	B481	\$80	\$88
Bi-Metal	6-10	16 - 30mm	B482	\$80	\$88
Bi-Metal	10-14	Up to 10mm	B483	\$80	\$88

Blades for EB-320DS

TYPE	TPI	Section Size	CODE	ex GST	inc GST
Bi-Metal	4-6	51 - 80mm	B530	\$80	\$88
Bi-Metal	6-10	16 - 30mm	B531	\$80	\$88
Bi-Metal	10-14	Up to 10mm	B532	\$80	\$88



EB-330DSC

HAFCO
METALMASTER

EB-330DSC Dual Mitre

- 295 x 230mm (W x H) rectangular capacity
- Swivel head dual mitre cut to 45° left, 60° right
- Control panel with auto, manual & setup modes
- Quick action vice lever material clamp
- Quick action vice lever for material setup
- Coolant system for cutting efficiency & blade life
- Adjustable hydraulic cylinder for auto feed
- 2-speed motor enabling blade speeds of 36 & 72mpm
- User friendly blade tension system with gauge
- Vice table rotates with swivel head on ball bearings
- Ball bearing blade guides increases blade life



Includes: In & Out Roller Conveyor System ✓
Material length stop with flip over design ✓



EB-351DSA

HAFCO
METALMASTER

EB-351DSA Semi Automatic Dual Mitre

- 345 x 205mm (W x H) rectangular capacity
- Semi-automatic operation with automatic arm rise
- Automatic hydraulic clamping vice
- Larger cutting capacity than conventional cold saws
- Swivel head dual mitre cut to 45° left, 60° right
- Quick action lock/release lever for swivel head
- Coolant system for cutting efficiency and blade life
- Adjustable hydraulic cylinder for auto feed
- Unique sliding vice design for dual mitre operation
- 2-speed motor enabling blade speeds of 36 & 72mpm
- Input support roller for long stock
- User friendly blade tension system with gauge
- Ball bearing blade guides ensures minimal blade clearance wear & increases blade life due to less friction
- Vibration free, low noise operation ensures clean & high precision cuts



Includes: Coolant System ✓ Hydraulic Feed ✓
Length Stop ✓ 1 x Blade ✓

Optional Accessories



Blades for EB-330DSC

TYPE	TPI	Section Size	CODE	ex GST	inc GST
Bi-Metal	4-6	51 - 80mm	B534	\$80	\$88
Bi-Metal	6-10	16 - 30mm	B535	\$80	\$88
Bi-Metal	10-14	Up to 10mm	B536	\$80	\$88

Blades for EB-351DSA

TYPE	TPI	Section Size	CODE	ex GST	inc GST
Bi-Metal	4-6	51 - 80mm	B521	\$80	\$88
Bi-Metal	6-10	16 - 30mm	B522	\$80	\$88
Bi-Metal	10-14	Up to 10mm	B523	\$80	\$88

MODEL	EB-330DSC	EB-351DSA
ORDER CODE	B075	B072
Cutting Head Beam	Auto/Manual	Manual Return
Operation Type	Swivel/Fixed	Dual Swivel
Cutting Capacities:		
	90° mm	260
	45° mm	240
	60° mm	160
	90° mm	230
	45° mm	210
	60° mm	130
	(WxH) 90° mm	295 x 230
	(WxH) 45° mm	225 x 210
	(WxH) 60° mm	160 x 130
Cutting Beam Return	Type	Manual
Vice Clamping Fixture	Type	Manual
Coolant System	~ / ✓	✓
Table Working Height	mm	950
Blade Speeds	M/min	36, 72
Blade Size (LxWxT)	mm	2965 x 27 x 0.9
Motor Power	kW/hp	1.2 / 1.6
Voltage	V	415
Weight	kg	404
PRICE	ex GST	\$5,990
PRICE	inc GST	\$6,589




Made in Taiwan

EB-330DSC



Blade Welder Unit



Variable Blade Speed



VB-300, VB-450

- 310 x 175mm (W x H) rectangle (VB-300)
- 455 x 255mm (W x H) rectangle (VB-450)
- Infinitely variable blade speed
- Adjustable blade guides (tungsten tipped)
- Blade tensioning via hand wheel
- Blade welding unit with annealing device
- Blade air blower clears swarf away
- Robust steel frame and cast iron table
- Table tilts $\pm 15^\circ$ in all four directions

Includes:
 Blade Welder ✓
 Blade Grinder ✓
 Flexible Work Light ✓
 Blade Shears ✓
 Blade Air Blower ✓

MODEL ORDER CODE	VB-300 B010A/B010	VB-450 B012
Throat Capacity mm	310	455
Height Capacity mm	175	255
Table Size mm	500 x 400	500 x 600
Speeds M/min	Variable (20-90)	Variable (25-115)
Blade Length mm	2510	3525
Motor Power kW/hp	0.37 / 0.5	0.75 / 1
Voltage V	240 / 415	415
Welder Capacity mm	3-13	3-16
Weight kg	265	350
PRICE ex GST	\$4,450	\$5,990
PRICE inc GST	\$4,895	\$6,589

NC Swivel Head Band Saw



EB-330FAS Automatic Hitch Feed

- 345 x 230mm (W x H) rectangular capacity
- Mitre cutting from 0° to 45° right in automatic cycle and from 0° to 60° right in semi-automatic cycle
- 7" NC touch screen controller
- Programmable controller with 20 stored programs
- Bi-metal blade function retracts vice after cut to prevent blade rubbing on return
- Trim cut function allows to start your cutting from a square & clean surface

- 500mm stroke hitch feed vice with ballscrews & servo driven motor
- Inverter controlled infinitely variable blade speed 25-85mpm
- Vibration free, low noise operation ensures clean & high precision cuts
- Mechanical device (position sensor) that allows the saw frame to lower quickly toward the material and detect automatically the start-cut point
- Coolant system incorporating a wash down hose with trigger gun
- Machine stand with integrated coolant tank with easy access for cleaning

Includes: Coolant System ✓ Hydraulic Feed ✓
 Length Stop ✓ 1 x Blade ✓ Stand ✓



Made in Taiwan

EB-330FAS

Fully Automatic

Bi-Metal Blades for EB-330FAS

TPI	Section Size	CODE	ex GST	inc GST
4-6	51 - 80mm	B534	\$80	\$88
6-10	16 - 30mm	B535	\$80	\$88
10-14	Up to 10mm	B536	\$80	\$88



Touch Screen Controller EB-330FAS



Hydraulic Vice EB-330FAS

MODEL ORDER CODE	EB-330FAS B080
Cutting Head Beam	Auto/Manual Automatic
Operation Type	Swivel/Fixed Swivel Head Automatic Hitch Feed
Cutting Capacities:	
90° mm	260
45° mm	240
60° mm	130
90° mm	345 x 230
45° mm	225 x 215
60° mm	150 x 130
(WxH) 90° mm	230 x 230
(WxH) 45° mm	215 x 215
(WxH) 60° mm	130 x 130
Cutting Beam Return	Type Auto Hydraulic Return
Vice Clamping Fixture	Type Adjustable Hydraulic
Coolant System	~ / ✓
Table Working Height	mm 930
Blade Speeds	M/min Variable 25-85
Blade Size (LxWxT)	mm 2965 x 27 x 0.9
Motor Power	kW/hp 1.5 / 2
Voltage	V 415
Weight	kg 760
PRICE ex GST	\$19,950
PRICE inc GST	\$21,945



**HAFCO
METALMASTER**

CS-275A/315C/315D/350V

- Quick action vice clamp & swivel head lock lever
- Dual material clamp system providing burr free cut
- Coolant pump system with flow control valve
- Swivel head 45° left & right
- Rugged cast iron construction offers years of accurate cutting
- Dead man trigger switch provides operator safety for on/off power control
- Mitre cutting between -45° or +45°
- Dual material clamp system providing burr free cuts
- Quick action vice clamp lever designed to increase production
- Electronic variable cutting speed 24~120rpm (CS-350V)

Includes: Stand ✓ Coolant System ✓ HSS Blade ✓



CS-315C/D



Deadman Trigger Switch



Quick Lock Vice

MODEL		CS-275A	CS-315C	CS-315D	CS-350V	ALU-350A
ORDER CODE		S822	S827	S828	S829 / S830	S851
Cutting Head Action	Auto/Manual	Manual	Manual	Manual	Manual	Auto & Manual
Operation Type	Swivel/Fixed	Dual Swivel	Dual Swivel	Dual Swivel	Dual Swivel	Dual Swivel
Cutting Capacities:						
	90° mm	75	100	100	120	100
	45° mm	65	90	90	100	100
	90° mm	65	82	82	105	100
	45° mm	55	75	75	85	100
	(WxH) 90° mm	90 x 50	110 x 70	110 x 70	160 x 90	100 x 195
	(WxH) 45° mm	60 x 50	85 x 70	85 x 70	85 x 70	100 x 135
Blade Size (Ø x Bore)	mm	275 x 32	315 x 32	315 x 32	350 x 32	350 x 30
Vice Clamping Fixture	Type	Manual	Manual	Manual	Manual	Pneumatic
Coolant System	~ / ✓	✓	✓	✓	✓	✓
Includes Stand	~ / ✓	✓	✓	✓	✓	✓
Table Work Height (with stand)	mm	970	980	980	1000	885
Blade Speed	rpm	45	44	22 / 44	24 ~ 120	3300
Motor Power	kW / hp	1.5/2	1.8/2.5	1.5/2	2.2/3	1.5/2
Voltage	V / Amp	240 / 10	240 / 15	415	240 / 415	415
Weight	kg	131	175	175	280	143
PRICE	ex GST	\$2,690	\$3,250	\$3,250	\$5,750	\$3,450
PRICE	inc GST	\$2,959	\$3,575	\$3,575	\$6,325	\$3,795

Cold Saw Blades - Premium Quality



Excision®
Dependable Precision

BLADES TO SUIT HAFCO, SOCO, BROBO, MACC, THOMAS COLD SAWS						HSS		HSS + COBALT	
DIA	BORE	THICK	ORDER CODE	TO SUIT	AVAILABLE TEETH	ex GST	inc GST	ex GST	inc GST
Ø250	Ø32	2.5	S155A - S155E	Hafco/Macc/Thomas	160, 180, 200, 220, 240	\$170	\$187.00	-	-
Ø275	Ø32	2.5	S156 - S156Z	Hafco/Macc/Thomas	140, 160, 180, 200, 220, 240	\$170	\$187.00	\$240	\$264.00
Ø300	Ø32	2.5	S157 - S157J	Macc/Thomas	140, 160, 180, 200, 220, 260	\$230	\$253.00	\$310	\$341.00
Ø300	Ø40	2.5	S131A - S131H	Brobo	160, 180, 200, 220, 240	\$230	\$253.00	\$310	\$341.00
Ø315	Ø32	2.5	S158 - S158Y	Hafco/Macc/Thomas/Soco	120, 160, 180, 200, 220, 240, 260, 280	\$230	\$253.00	\$310	\$341.00
Ø315	Ø40	2.5	S134 - S135E	Brobo	140, 160, 180, 200, 220, 240, 260	\$230	\$253.00	\$310	\$341.00
Ø350	Ø32	2.5	S161 - S161H	Hafco/Macc/Thomas	140, 160, 180, 200, 240, 260	\$270	\$297.00	\$370	\$407.00
Ø350	Ø40	2.5	S136 - S137E	Brobo	140, 160, 180, 200, 220, 240, 260, 280	\$270	\$297.00	\$370	\$407.00
Ø370	Ø32	3	S159A - S159O	Soco	160, 180, 200, 220, 240, 280, 300	\$360	\$396.00	\$450	\$495.00
Ø400	Ø40	3	S138 - S139E	Brobo	140, 160, 180, 200, 220, 240, 260	\$390	\$429.00	\$500	\$550.00

Cutting Capacity
See Page 132

**Non
Ferrous
Alloy
Saw**

Optional Accessories



p134



p98



**HAFCO
METALMASTER**

ALU-350A

- 350mm x 30mm x 120T tungsten carbide tipped blade
- 3-way material clamp switch - On & Off or Auto mode
- Dual mitre 45° left & 45° right
- Compound mitre 45° to the left
- Adjustable twin material air clamps
- Quiet belt drive for smooth cutting
- Spray mist coolant system
- 3300rpm blade speed
- Dead man trigger hand switch
- 60mm rear swarf outlet port
- Stand with storage cabinet
- Cast aluminium base & guard
- Safety magnetic switch
- Pad-lockable isolation switch
- 1.5kW / 2hp, 415V motor



Made in
Taiwan



Compound Cut at
45 Degrees Left View



Tilting Head To 45 Degrees



Dual Material Air Clamp
System



Material Clamp Switch



Swivel Head Scale Indicator



Metal Cutting Cold Saws

- Quick action mitering
- Mitering locking device stops at 45° left, straight 90° and 45° right
- Fully integrated coolant system provided on all machines
- Spindle and drive unit immersed in oil solution and enclosed within gearbox housing for smooth performance and reduced machine wear
- Every unit is provided with a high speed steel blade for general purpose cutting of ferrous solid and tube profiles
- Saws supplied with facilities for bench mounting onto workbench
- Trigger Switch (DMT) to activate machine (excluding SA350)



See Full
Range Online



Made in
Australia

**Spare Parts
Available**



Jaw Insert -
Love Joy Coupling



Vice Assembly



Bench



Pedestal



Semi-Auto

MODEL CODE		S315G S1063	S350G S1271	S400G S1291	SA350 S120
Bench / Pedestal Stand	Type	Bench	Pedestal	Pedestal	Pedestal
	90° mm	100	118	140	115
	45° mm	100	110	125	110
	90° mm	90	105	115	110
	45° mm	80	90	105	85
	(WxH) 90° mm	120 x 80	150 x 85	150 x 100	135 x 85
	(WxH) 45° mm	80 x 80	110 x 95	110 x 100	95 x 75
Blade Size (Ø x Bore)	mm	315 x 40	350 x 40	400 x 40	350 x 40
Motor / Voltage 2-Speed	kW / V / rpm	1.7 / 240 / 42	2.2 / 415 / 21-42	2.2 / 415 / 21-42	2.2 / 415 / 20~100
PRICE	ex GST	\$6,970	\$7,900	\$8,300	\$16,500
PRICE	inc GST	\$7,667	\$8,690	\$9,130	\$18,150



Coolant Pump

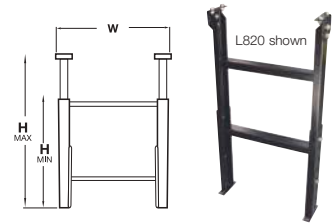
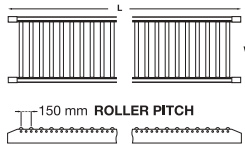
Roller Conveyor & Stands



Roller Conveyor:

- Zinc plated 50mm steel conveyor rollers at 150mm pitch with commercial bearings


MODEL	ROLLER Qty	LOAD kg	W mm	L mm	ORDER CODE	ex GST	inc GST
RC-290S	10	600	290	1500	L8125	\$180	\$198
RC-290	20	1200	290	3000	L812	\$320	\$352
RC-450	20	1000	450	3000	L818	\$390	\$429
RC-600	20	700	600	3000	L824	\$450	\$495



Ball Transfer Conveyor

- 450 x 1500mm size
- Modular designed transfer panels
- Frame is pre-drilled @ 75mm hole centres for easy movement of the transfer panels

CODE	ex GST	inc GST	
L805	\$220	\$242	• Powder coated steel frame & inserts



Conveyor Stands:

MODEL	W mm	H mm	ORDER CODE	ex GST	inc GST
RS-290L	290	505-800	L816	\$100	\$110
RS-290H	290	715-1050	L814	\$100	\$110
RS-450L	450	505-800	L822	\$100	\$110
RS-450H	450	715-1050	L820	\$100	\$110
RS-600L	600	505-800	L828	\$100	\$110

Additional Conveyor Rollers:

MODEL	LOAD kg	SUITS CONVEYOR	ORDER CODE	ex GST	inc GST
RCR-290	60	RC-290/S	L812A	\$17	\$18.70
RCR-450	50	RC-450	L818A	\$22	\$24.20
RCR-600	35	RC-600	L824A	\$30	\$33.00



Additional Ball Transfer Insert Panel:

MODEL	SUITS	CODE	ex GST	inc GST
BTT-450i	BTT-450	L805A	\$30	\$33



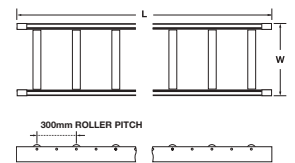
Roller Conveyor System - Heavy Duty

- 10 x Ø60mm Zinc plated steel rollers
- 300mm roller pitch • 600-950mm adjustable height
- Heavy duty steel channel frames
- Frames are pre-drilled at 150mm pitch to accept "optional 9 rollers" totalling to 19 rollers
- Includes 3 x stands with adjustable levelling pads

MODEL	LOAD kg	W mm	L mm	CODE	ex GST	inc GST
RC-450HD	2000	540	3000	L830	\$1,090	\$1,199



Includes Stands



Roller Conveyor - Extra Heavy Duty

- Heavy duty steel C-section channel frame
- 3000 Length conveyor frame
- Includes 6 rollers held in pillow bearings
- 650-1010mm adjustable height range (RC-450XHD)
- 703 - 1063mm adjustable height range (RC-600XHD)

MODEL	W mm	L mm	CODE	ex GST	inc GST
RC-450XHD	450	3000	L835	\$1,990	\$2,189
RC-600XHD	600	3000	L837	\$2,390	\$2,629



New Release



Additional Conveyor Rollers - Extra Heavy Duty

MODEL	SUITS CONVEYOR	CODE	ex GST	inc GST
RCR-450XHD	RC-450XHD	L836	\$180	\$198
RCR-600XHD	RC-600XHD	L838	\$250	\$275



Length Stop

- 3m heavy aluminium extrusion
- Quickly mounts using t-slots onto the Hafco RC-290, RC-450 & RC-600 series of conveyors
- Swing away style stop with micro adjustable arm
- Adaptable for either RH or LH applications
- The stop incorporates an adjustable locking handle

MODEL	LENGTH (L) mm	SUITS Conveyor mm	ORDER CODE	ex GST	inc GST
RCS-3000	3000	290 ~ 600	L802	\$480	\$528



RCS-STOP Manual Stop With Arm

- Suit RCS-3000



CODE	ex GST	inc GST
L803	\$90	\$99

Roller Stands



MODEL	RS-720	RS-1125	RSH-970	RSH-970V
ORDER CODE	W343A	W343	W343A	W3436
Height mm	450-720	710-1125	580-970	580-970
Roller Type	Single	Single	Single	V-Type
Load Capacity kg	30	100	800	800
PRICE ex GST	\$45	\$60	\$130	\$130
PRICE inc GST	\$49.50	\$66	\$143.00	\$143.00





BRAMLEY Pro Bender 35T

- 35 Ton bending force
- Angle folding attachment - 100mm
- Mandrel pin for bending 90 degree
- Quick action slide in/out self aligning vee block system
- Adjustable ram positioning stop • Pressure gauge
- Electric starter with emergency stop • Storage shelves

Mild steel bending capacity

- Flat bar: 100mm x 12mm with standard former
- Flat bar: 75mm x 16mm or 50mm x 20mm requires optional former (P35T-LV)
- Square bar: 25mm x 25mm
- Round bar: ø25mm



Made in New Zealand

Includes: Standard small vee bending attachment ✓

Optional Accessories:



(P35T-LV)



(P35T-RSA)



(P35T-PBA)



(P35T-TBAR, P35T-TBAS)

MODEL	TYPE	CODE	ex GST	inc GST
P35T-LV	Large Vee Block	P5501	\$490	\$539
P35T-RSA	Rebar & Straightening Bender Attachment	P5503	\$1,100	\$1,210
P35T-PBA	1/2" - 2" Pipe Bender Attachment	P5502	\$1,290	\$1,419
P35T-TBAR	1/2" - 1" Round Tube Bender Attachment	P5504	\$1,800	\$1,980
P35T-TBAS	1/2" - 1" Square Tube Bender Attachment	P5505	\$1,900	\$2,090

MODEL		Pro Bender 35T
ORDER CODE		P550
Capacity	Tonne	35 Tonne
Bending Capacity	mm	100 x 12
Ram Stroke	mm	300
Motor Power	kW/hp	3 / 4
Voltage	V	415
PRICE	ex GST	\$8,490
PRICE	inc GST	\$9,339

HBM-40NC & HBM-75NC



Watch Video



HBM-40 & HBM-75



HBM-40/NC & HBM-75/NC - CE Approved

The hydraulic horizontal bending machine is the new addition to the SUNRISE product line of high quality and reliable hydraulic metal working machines.

- NC touch screen control features 50 programs, each program has up to 10 steps
- Automatic, manual and jog modes
- ±0.1mm cylinder stroke repeatability & accuracy
- Adjustable pressure dial with gauge
- 1000mm NC backgauge (HBM-40NC & 75NC)



Made in Taiwan

For optional attachments please visit www.machineryhouse.com.au

MODEL		HBM-40 / HBM-40NC	HBM-75 / HBM-75NC
ORDER CODE		P157 / P157C	P159 / P159C
Capacity	Tonne	40 Tonne	75 Tonne
Backgauge	Type	Manual / NC Control	Manual / NC Control
Bending Cap.	mm	200 x 12	300 x 12
Ram Stroke	mm	250	350
Forw./Rev.	mm/sec	9.6 / 14.5	8.9 / 9.9
Voltage	V	415	415
Weight	kg	990 / 1145	2025 / 2190
PRICE	ex GST	\$21,950 / \$34,500	\$31,950 / \$45,950
PRICE	inc GST	\$24,145 / \$37,950	\$35,145 / \$50,545



IW-45M



IW-60H

SUNRISE Single Cylinder Series

- Sunrise Single Cylinder Punch & Shears are manufactured in Taiwan and offer a wide range of features in a user-friendly and robust single-operator design providing 45-60 tonnes of power to overcome any Punching, Notching, Plate Shearing, Angle Iron Shearing and Bar Shearing application
- Sold for over 25 years in the Australian market, Sunrise is ISO-9001 certified by BVQI, and all models meet CE safety requirements & regulations

SUNRISE Features: IW-45M

- This durable and economical model is heavier and stronger than any other machine in its class and is available in 415V or 240V making it the ideal solution for any small workshop or as an additional machine

SUNRISE Features: IW-60H

- The IW-60H features the "Z" shape aperture at the angle station which makes this model capable of doing both the internal and external mitre shear on angles. The round/square bar shearing on this model is a stand-alone station that has large shearing capability

SUNRISE Features:

- Punching capacity up to 40mm standard
- Guarding to all workstations providing maximum operator safety
- Jog function for safe and accurate tool setting
- Monoblock frame construction for maximum rigidity
- Adjustable stroke length to improve efficiency
- Quick change punch retaining system for fast tooling change
- Punch tables fitted with stops & guides as standard
- Punch table has removable front section for ease of punching angle iron
- Adjustable length stop fitted to shearing station
- Magnetic base LED lamp (IW-60H)



Includes: 6 sets of round punches & dies:
20, 22, 24, 26, 28 & 30mm ✓



FLAT BAR SHEAR

- Adjustable hold-down for cleaner cut
- Good visibility to blade line
- Table support with guides
- Curved shear blade for minimal job distortion



NOTCHING

- 50.8 x 90mm
- IW60H only



BAR SHEAR

- Adjustable hold-down for cleaner cut



ANGLE SHEAR

- Adjustable hold-down for cleaner cut
- Mitre cut at 45°

MODEL		IW-45M	IW-60H
ORDER CODE		P170 / P170A	P173
PUNCHING:			
Punching Pressure	Tonne	45	60
Punching Capacity	Ø x mm	Ø22 x 15	Ø28 x 15
(Diameter x Thickness)	Ø x mm	Ø40 x 8	Ø40 x 11
Throat Depth	mm	175	220
FLAT BAR SHEARING:			
Flat Bar Shear	mm	350 x 8	350 x 15
(Width x Thickness)	mm	180 x 12	210 x 20
ANGLE SHEARING:			
at 90° Shearing	mm	80 x 80 x 8	100 x 100 x 13
at 45° Shearing	mm	50 x 50 x 6	80 x 80 x 8
BAR SHEARING:			
Round Bar Shear	mm	Ø25	Ø40
Square Bar Shear	mm	25 x 25	38 x 38
NOTCHING:			
Rectangular Notcher	mm	~	50.8 x 90 x 8
Work Table Height	mm	~	1006
Motor Voltage	V	415 / 240 15Amp	415
Motor Power	kW/hp	3.75/5 / 2.2/3	5.5 / 7.5
Weight	kg	930	1600
PRICE	ex GST	\$10,150/\$10,950	\$14,650
PRICE	inc GST	\$11,165/\$12,045	\$16,115



IW-45K

Includes Bending Station



IW-60B



Shearing Section



Notching Section



Auto Touch Length Stop
IW-45K & IW-60B



Bending on IW-60B only

SUNRISE Compact Series

- Sunrise Compact-Series are a specially designed punch & shear with vertical movement on all stations. The entire main slide moves in an up and down motion to provide optimum results for punching, shearing, notching and bending

SUNRISE Features: IW-45K

- The IW-45K is a compact model that comes complete with a notcher. The frame recess below the punching station allows punching on the flange of large size channel or beam profiles

SUNRISE Features: IW-60B

- The IW-60B is the latest addition to the Compact-Series by Sunrise. It includes a 300mm wide multi-vee bending station making it the ideal solution for any punching, shearing & bending application

SUNRISE Features:

- Compact space saving design
- Punching capacity up to 40mm standard
- Guarding to all workstations providing maximum operator safety
- Jog function for safe and accurate tool setting
- Monoblock frame construction for maximum rigidity
- Fast stroke speed with adjustable stroke length to improve efficiency
- Quick change punch retaining system for fast tooling change
- Punch tables fitted with stops & guides as standard
- Punch table has removable front section for ease of punching angle iron
- Auto touch & cut 1000mm length stop fitted to shearing station
- 300mm multi vee die block with 10, 15, 20 & 30mm vee openings (IW-60B)
- Magnetic base LED lamp



Includes: 6 sets of round punches & dies:
20, 22, 24, 26, 28 & 30mm ✓

MODEL		IW-45K	IW-60B
ORDER CODE		P171	P172
PUNCHING:			
Punching Pressure	Tonne	45	60
Punching Capacity	Ø x mm	Ø22 x 15	Ø28 x 15
(Diameter x Thickness)	Ø x mm	Ø40 x 8	Ø40 x 11
FLAT BAR SHEARING:			
Flat Bar Shear	mm	300 x 10	350 x 15
(Width x Thickness)	mm	~	210 x 20B
ANGLE SHEARING:			
at 90° Shearing	mm	75 x 75 x 6	100 x 100 x 8
BAR SHEARING:			
Round Bar Shear	mm	Ø30	Ø40
Square Bar Shear	mm	25 x 25	38 x 38
NOTCHING:			
Rectangular Notcher	mm	50.8 x 90 x 7	~
BENDING:			
Bending Capacity	mm	~	300 x 8
(Mild Steel)			
Motor Voltage	V	415	415
Motor Power	kW/hp	3.75 / 5	5.5 / 7.5
Weight	kg	940	1360
PRICE	ex GST	\$12,590	\$17,990
PRICE	inc GST	\$13,849	\$19,789

Dual Cylinder Series

Sunrise Dual Cylinder "S, SH & SD Series" Punch & Shears are manufactured in Taiwan and range in capacities from 60 to 165 Tonne and feature two High-Speed cylinders so separate punching and shearing operations can be safely performed simultaneously without interference.

All models include Five workstations for Punching, Notching, Plate Shearing, Angle Iron Shearing and Bar Shearing applications and are guarded providing maximum operator safety.

Features: IW-S, IW-SH & IW-SD

- Two-pedal operation enabling separate operations to be safely performed simultaneously
- Dual cylinders feature a separate cylinder for independent operation from shearing stations
- Punching capacity up to 50mm standard
- Low pressure setting for tool change provides maximum operation safety
- Long punching cylinder stroke and deep throat enable mounting a wide range of special equipment
- Large punching base with the "T-slot" mounting provides a solid base for securing the punching tooling
- Cylinder ram is guided at three positions to provide extra support and absorb side-load forces for added protection of cylinder seals
- Hydraulic hold down to flat bar shearing station (IW-100SH, IW-125SH, IW-165SD)
- Frame of machine is of a Monoblock construction that integrates both bolts & welding reinforcement to provide maximum frame structure rigidity
- Fast stroke speed with adjustable stroke length at all stations to improve efficiency

Includes: 6 sets of round punches & dies: 20, 22, 24, 26, 28 & 30mm ✓



Made in
Taiwan



Watch
Video



IW-80S




Includes Laser Pointer



Angle Shear



Round Bar Shear



LED Work Light



IW-165SDH

2 Year
Warranty



Notching



Includes Auto Touch & Cut
Length Stop



Hydraulic Hold down
IW-100SH, IW-125SH, IW-165SD



Made in
Taiwan



Monoblock Design For Rigid Frame Structure

MODEL		IW-60S	IW-80S	IW-100SH	IW-125SH	IW-165SDH
ORDER CODE		P174	P175	P176	P177	P178H
PUNCHING:						
Punching Pressure	Tonne	60	80	100	125	165
Punching Table	Type	Manual	Manual	Manual	Manual	Manual
Punching Capacity (Diameter x Thickness)	Ø x mm Ø x mm	Ø22 x 20 Ø50 x 9	Ø26 x 22 Ø50 x 12	Ø28 x 26 Ø50 x 15	Ø33 x 27 Ø50 x 18	Ø37 x 32 Ø50 x 24
Throat Depth	mm	310 (510 opt.)	310 (510 opt.)	310 (510 opt.)	310 (510 opt.)	510
FLAT BAR SHEARING:						
Flat Bar Shear (Width x Thickness)	mm mm	350 x 15 240 x 20	460 x 15 300 x 20	610 x 16 400 x 20	610 x 18 400 x 25	760 x 20 400 x 30
Hydraulic Clamp		~	~	✓	✓	✓
ANGLE SHEARING:						
Angle Shearing at 90°	mm	130 x 130 x 13	152 x 152 x 13	152 x 152 x 15	152 x 152 x 18	205 x 205 x 20
Angle Shearing at 45°	mm	65 x 65 x 8	80 x 80 x 10	80 x 80 x 10	80 x 80 x 10	80 x 80 x 10
Work Table Height	mm	1115	1165	1216	1185	1185
BAR SHEARING:						
Round Bar Shear	mm	Ø40	Ø45	Ø45	Ø50	Ø60
Square Bar Shear	mm	38 x 38	45 x 45	45 x 45	50 x 50	60 x 60
NOTCHING:						
Rectangular Notcher	mm	50.8 x 90 x 9	50.8 x 90 x 12	63.5 x 90 x 12	63.5 x 90 x 13	63.5 x 90 x 16
Motor Power (415V)	kW/hp	5.6 / 7.5	7.5 / 10	7.5 / 10	11.2 / 15	15 / 20
Weight	kg	1950	2360	3180	3590	5250
PRICE	ex GST	\$20,500	\$24,450	\$28,500	\$34,950	\$50,950
PRICE	inc GST	\$22,550	\$26,895	\$31,350	\$38,445	\$56,045

PM-35T - 35T Model
From
\$10,850 ex GST
\$11,935 inc GST



PM-35T

SUNRISE Hydraulic Punching Machines

Sunrise "PM" Series Hydraulic Punching machines are manufactured in Taiwan and range in capacity from 35 to 200 Tonne. All models feature High-Speed cylinders to enable the punching stroke to retract faster.

All optional tooling used on the punching station of S/SD Punch & Shears can also be used on the PM models, turning the punching machine into a universal machine.

SUNRISE PM Features

- Punching machines ranging from 35 to 200 tons of punching capacities
- 35T, 55T & 80T models available with choice of 310, 510 or 760mm throat depth
- 120T, 160T & 200T models available with choice of 510 or 760mm throat depth
- Patented dual-piston hydraulic cylinder enables the machine to retract faster
- Punching capacity up to 50mm standard
- Punch tables fitted with stops & guides as standard

Includes: 6 sets of round punches & dies: 20, 22, 24, 26, 28 & 30mm ✓

SUNRISE CNC Positioning Table



SUNRISE CNC Punching Machine

PM-80LT-CNC



For more
detailed
information



SUNRISE Optional Punch & Shear Accessories:



Angle Bending Press



Channel Punching Die Holder



Channel Shearing



Laser Guide System



Goose Neck Die Holder



Vee Notcher - Punch Side



Hydraulic Clamp



Pipe Notcher Die Holder



Single-Vee Pressbrake



Multi-Vee Pressbrake



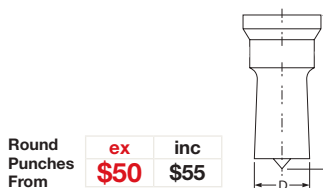
Multi Stop Gauge



Large Hole Punching

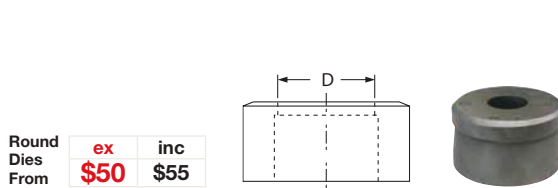


Round Punch & Dies - Suits Punch & Shears



Round
Punches
From

ex	inc
\$50	\$55



Round
Dies
From

ex	inc
\$50	\$55

CODE	D	CODE	D	CODE	D	CODE	D	CODE	D	CODE	D	CODE	D	CODE	D	CODE	D
P704	4mm	P717	17mm	P730	30mm	P704B	4.2mm	P711B	11.2mm	P717A	17.7mm	P724B	24.2mm	P730A	30.7mm	P737B	37.2mm
P705	5mm	P718	18mm	P731	31mm	P705B	5.2mm	P711A	11.7mm	P718B	18.2mm	P724A	24.7mm	P731B	31.2mm	P737A	37.7mm
P706	6mm	P719	19mm	P732	32mm	P705A	5.5mm	P712B	12.2mm	P718A	18.7mm	P725B	25.2mm	P731A	31.7mm	P738B	38.2mm
P707	7mm	P720	20mm	P733	33mm	P706B	6.2mm	P712A	12.7mm	P719B	19.2mm	P725A	25.7mm	P732B	32.2mm	P738A	38.7mm
P708	8mm	P721	21mm	P734	34mm	P706A	6.5mm	P713B	13.2mm	P719A	19.7mm	P726B	26.2mm	P732A	32.7mm	P739B	39.2mm
P709	9mm	P722	22mm	P735	35mm	P707B	7.2mm	P713A	13.7mm	P720B	20.2mm	P726A	26.7mm	P733B	33.2mm	P739A	39.7mm
P710	10mm	P723	23mm	P736	36mm	P707A	7.7mm	P714B	14.2mm	P720A	20.7mm	P727B	27.2mm	P733A	33.7mm	P740B	40.2mm
P711	11mm	P724	24mm	P737	37mm	P708B	8.2mm	P714A	14.7mm	P721B	21.2mm	P727A	27.7mm	P734B	34.2mm	P740A	40.7mm
P712	12mm	P725	25mm	P738	38mm	P708A	8.7mm	P715B	15.2mm	P721A	21.7mm	P728B	28.2mm	P734A	34.7mm	P741B	41.2mm
P713	13mm	P726	26mm	P739	39mm	P709B	9.2mm	P715A	15.7mm	P722B	22.2mm	P728A	28.7mm	P735B	35.2mm	P741A	41.7mm
P714	14mm	P727	27mm	P740	40mm	P709A	9.7mm	P716B	16.2mm	P722A	22.7mm	P729B	29.2mm	P735A	35.7mm	P750A	50.7mm
P715	15mm	P728	28mm	P750	50mm	P710B	10.2mm	P716A	16.7mm	P723B	23.2mm	P729A	29.7mm	P736B	36.2mm		
P716	16mm	P729	29mm			P710A	10.7mm	P717B	17.2mm	P723A	23.7mm	P730B	30.2mm	P736A	36.7mm		



Round Punch & Dies - 20 Pieces = 10 Sets

PDS-26 (6-26mm)

Punch	Die
6mm	6.2mm
8mm	8.7mm
10mm	10.7mm
12mm	12.7mm
14mm	14.7mm
16mm	16.7mm
18mm	18.7mm
20mm	20.7mm
22mm	23.2mm
26mm	27.2mm



Code: P165

ex	inc
\$500	\$550

PDS-40 (11-40mm)

Punch	Die
11mm	11.7mm
13mm	13.7mm
19mm	19.7mm
24mm	25.2mm
25mm	26.2mm
28mm	29.2mm
30mm	31.2mm
32mm	33.2mm
38mm	39.2mm
40mm	41.2mm



Code: P166

ex	inc
\$600	\$660

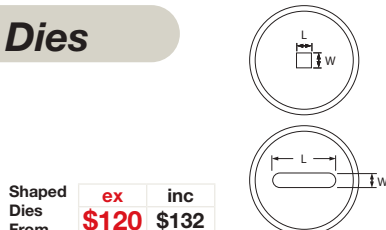


Shaped Punch & Dies



Shaped
Punches
From

ex	inc
\$100	\$110



Shaped
Dies
From

ex	inc
\$120	\$132


CODE	W x L	CODE	W x L	CODE	W x L	CODE	W x L	CODE	W x L
P6001	8x8mm	P6095	14x25mm	P6002	8.7x8.7mm	P6068	12.7x25.7mm	P6133	17.2x31.2mm
P6005	8x20mm	P6101	14x30mm	P6006	8.7x20.7mm	P6074	12.7x30.7mm	P6138	16.7x40.7mm
P6011	8x30mm	P6125	16x25mm	P6012	8.7x30.7mm	P6096	14.7x25.7mm	P6139	17.2x41.2mm
P6021	10x10mm	P6131	16x30mm	P6022	10.7x10.7mm	P6097	15.2x26.2mm	P6156	18.7x25.7mm
P6025	10x20mm	P6137	16x40mm	P6026	10.7x20.7mm	P6102	14.7x30.7mm	P6157	19.2x26.2mm
P6031	10x25mm	P6155	18x25mm	P6032	10.7x25.7mm	P6103	15.2x31.2mm	P6162	18.7x30.7mm
P6037	10x30mm	P6161	18x30mm	P6038	10.7x30.7mm	P6126	16.7x25.7mm	P6163	19.2x31.2mm
P6051	12x12mm	P6167	18x40mm	P6052	12.7x12.7mm	P6127	17.2x26.2mm	P6168	18.7x40.7mm
P6061	12x20mm	P6185	20x30mm	P6062	12.7x20.7mm	P6132	16.7x30.7mm	P6169	19.2x41.2mm
P6067	12x25mm	P6205	22x30mm						
P6073	12x30mm	P6211	22x40mm						



METALMASTER Treadle

- 1300mm x 1.6mm cutting capacity (SG-416A)
- 2470mm x 1.2mm cutting capacity (SG-812)
- Steel-fabrication construction
- Rear material backgauge
- Spring return mechanism
- Front sheet supports
- Squaring arm

Includes: Front Sheet Supports ✓
Backgauge ✓



Sheet Supports
SG-416A & SG-812



Backgauge
SG-416A & SG-812



METALMASTER Hydraulic

- 1300mm x 2mm cutting capacity (SG-420)
- 2470 x 1.6mm cutting capacity (SG-815H)
- Hydraulic powered • 2.2kW / 3hp 240V motor
- 880mm worktable height
- Photo electric rear guarding with 3 beams
- Squaring arm with front arm supports
- Roving foot pedal control
- Adjustable backgauge



Control Panel



Squaring Guide
SG-420 & SG-815H



Safety Photoelectric Sensor
SG-420 & SG-815H



MODEL		SG-416A	SG-812	SG-420	SG-815H
ORDER CODE		S534A	S536	S535	S537
Shearing Thickness (MS)	mm	1.6	1.2	2	1.6
Shearing Thickness (SS)	mm	1	0.8	1.2	0.9
Shearing Length	mm	1300	2470	1300	2470
Motor Power/Voltage	kW/hp / V	~	~	2.2kW / 3hp / 240V	2.2kW / 3hp / 240V
Weight	kg	410	800	560	1173
PRICE	ex GST	\$2,690	\$4,850	\$6,490	\$8,190
PRICE	inc GST	\$2,959	\$5,335	\$7,139	\$9,009



Quick Action Blade Clearance Adjustment



Backgauge with Digital Readout



Control Panel

METALMASTER Mechanical

- Quick action blade clearance adjustment to suit material thickness
- Blades made from 9CrSi material suitable for cutting stainless steel
- Manual rear backgauge includes digital readout display
- Plate support tables with transfer balls for quick & easy material alignment and manoeuvrability
- One-shot oil lubrication pump & reservoir for slide-ways
- Front sheet supports with ball bearing guides
- Photo electric rear guarding with 3 beams
- Equipped with LED shadow line lighting-alignment device
- Clamp beam design allows clear view to shadow line on material



MG-440



MG-840



Front Sheet Supports



Squaring Arm & Measuring Scale

MODEL		MG-440	MG-840
ORDER CODE		S924A	S926A
Shearing Thickness (MS)	mm	4	4
Shearing Thickness (SS)	mm	2.5	2.5
Shearing Length	mm	1300	2500
Backgauge Control	Type	Manual with DRO	Manual with DRO
Quick Action Blade Clearance Adj.	Type	Screw - Internal	Lever - External
Strokes	per/min	22	24
Blade Angle	deg	2°	2°
Backgauge Travel	mm	500	760
Motor Power	kW/hp	4 / 5.3	7.5 / 10
Voltage	V	415	415
Weight	kg	1450	2590
PRICE	ex GST	\$9,450	\$14,450
PRICE	inc GST	\$10,395	\$15,895



HG-460B

METALMASTER Hydraulic

- Ezy-Set NC-89 Go-To digital display controlled backgauge
- Powered backgauge with 700mm travel
- Hydraulic material clamping for accurate shearing
- Quick action blade clearance adjustment to suit material thickness
- Blades made from 9CrSi material suitable for cutting stainless steel
- One-shot oil lubrication pump & reservoir for slide-ways
- Plate support tables with transfer balls for quick & easy material alignment and manoeuvrability
- Front sheet supports with ball bearing guides
- Equipped with LED shadow line lighting-alignment device
- Clamp beam design allows clear view to shadow line on material



HG-840B Shown



Ezy-Set NC-89 Control



Quick Action Blade Clearance Adjustment HG-460B



Quick Action Blade Clearance Adjustment



Hydraulic Plate Clamping



Safety Omron E3ZS Rear Light Sensor Guarding HG-460B



Ezy-Set NC-89

Programmable digital display controlling backgauge ensures accurate bending repeatability.

MODEL		HG-460B	HG-840B
ORDER CODE		S923	S927
Shearing Thickness (MS)	mm	6	4
Shearing Thickness (SS)	mm	4	2.5
Shearing Length	mm	1300	2500
Backgauge Control	Type	NC-89	NC-89
Quick Action Blade Clearance Adj.	Type	Lever - External	Lever - External
Strokes	per/min	12	12
Blade Angle	deg	2°	2°
Backgauge Travel	mm	700	700
Motor Power	kW/hp	5.5 / 7.5	5.5 / 7.5
Voltage	V	415	415
Weight	kg	2046	2750
PRICE	ex GST	\$15,450	\$16,950
PRICE	inc GST	\$16,995	\$18,645



HG-1306C

METALMASTER Compact Swing Beam

- Estun E21S programmable backgauge
- Rapid blade gap adjustment
- Automated hydraulic material clamping system with nylon pads
- Transfer balls inserted into work table
- Top & bottom shearing blades made from 6CrW2si for stainless steel
- Shadow line lighting has been incorporated into the machine frame
- A heavy duty squaring arm fitted with a graduated rule
- Sliding rear material chute
- Stroke counter and short stroke adjustment



HG-2504C Shown



Ball Transfer Table



Hydraulic Material Hold Downs



Backgauge System



Flip Over Stop on Sheet



Blade Clearance Adjustment Lever



Estun E21S

40 unique programs with 25 automatic bending steps in each individual program, assuring production accuracy & repeatability every time.

MODEL ORDER CODE		HG-1306C S9334	HG-2504C S9335
Shearing Thickness (MS)	mm	6	4
Shearing Thickness (SS)	mm	4	2.5
Shearing Length	mm	1300	2500
Backgauge Control	Type	Estun E21S	Estun E21S
Strokes	min	20	20
Blade Angle	deg	2°	1° 30'
Backgauge Travel	mm	800	800
Depth of Throat	mm	80	90
Motor Power	kW/hp	5.5 / 7.5	5.5 / 7.5
Voltage	V	415	415
Floor Space	cm	210 x 293 x 170	330 x 293 x 170
Weight	kg	2300	3150
PRICE	ex GST	\$16,450	\$17,950
PRICE	inc GST	\$18,095	\$19,745



Flip Over Material Stop



Adjustable and Sliding Mitre Guide




Material Transfer Balls



Hydraulic Material Hold Downs



Ballscrew Backgauge System



Blade Clearance Adjustment Lever



Optional Sheet Supports On Some Models



METALMASTER Deluxe Swing Beam

- Estun E21S programmable ballscrew backgauge
- Control unit mounted on swivel pendant arm
- Rapid blade gap adjustment
- Automated hydraulic material clamping system with nylon pads
- Transfer balls inserted into work table
- Top & bottom shearing blades made from 6CrW2si for stainless steel
- Shadow line lighting has been incorporated into the machine frame
- A heavy duty squaring arm fitted with a graduated rule
- Sliding rear material chute
- Stroke counter and short stroke adjustment

METALMASTER Deluxe Features

- Double swivel pendant control
- Ballscrew backgauge
- Easy view material blade guard
- Larger open throat for longer materials
- Flip stop on squaring arm
- Mitre guide on squaring arm
- Transfer balls on support arms
- Optional sheet supports on all models

MODEL		HG-2504E	HG-2506E	HG-3206E	HG-4006E	HG-3212	HG-4012
ORDER CODE		S9341	S9371	S9401	S9461S	S942	S948
Shearing Thickness (MS)	mm	4	6	6	6	12	12
Shearing Thickness (SS)	mm	2.5	4	4	4	8	8
Shearing Length	mm	2500	2500	3200	4000	3200	4000
Backgauge Control	Type	Estun E21S	Estun E21S	Estun E21S	Estun E21S	Estun E21S	Estun E21S
Pneumatic Sheet Supports		S Model Available	S Model Available	S Model Available	Standard		
Strokes	min	22	20	14	14	9	8
Blade Angle	deg	1°30'	1°30'	1°30'	1°30'	1.5°	1.5°
Backgauge Travel	mm	800	1000	1000	1000	1000	1000
Depth of Throat	mm	130	150	150	250	300	300
Motor Power	kW/hp	4 / 5.5	7.5 / 10	7.5 / 10	7.5 / 10	18.5 / 25	18.5 / 25
Voltage	V	415	415	415	415	415	415
Floor Space	cm	320 x 345 x 185	320 x 340 x 185	390 x 340 x 185	482 x 360 x 170	400 x 380 x 200	480 x 380 x 215
Weight	kg	3450	4820	6150	8860 / 9000	11000	13500
PRICE	ex GST	\$19,450	\$21,950	\$25,450	\$34,950	\$45,950	POA
PRICE	inc GST	\$21,395	\$24,145	\$27,995	\$38,445	\$50,545	POA



Ezy-Set NC-89



Ballscrew Backgauge System



Hydraulic Material Hold Downs




Variable Blade Gap Adjustment



Ballscrew Backgauge

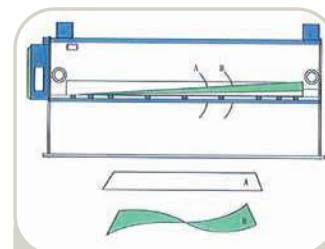
HG-3212VR shown



Pneumatic Sheet Supports:
'S' Models



Material Transfer Balls



Variable Rake Reduces
Material Distortion
All VR models

Larger capacity models available

MODEL		HG-3208VR	HG-4008VR	HG-3212VR	HG-3216VR	HG-4012VR
ORDER CODE		S960	S962	S961	S9615	S968
Shearing Thickness (MS)	mm	8	8	12	16	12
Shearing Thickness (SS)	mm	5	5	8	10	8
Shearing Length	mm	3200	4000	3200	3200	4000
Strokes	per/min	12	10	8	7	6
Blade Angle	deg	Variable 0~2°	Variable 0~2°	Variable 0~2.5°	Variable 0~2.5°	Variable 0~2.5°
Backgauge Travel	mm	1000	1000	1000	1000	1000
Depth of Throat	mm	120	120	120	120	120
Pneumatic Sheet Supports		S Model Available	S Model Available	S Model Available	Optional	S Model Available
Motor Power	kW/hp	7.5 / 10	7.5 / 10	15 / 20	15 / 20	15 / 20
Voltage	V	415	415	415	415	415
Weight	kg	7800 / 7980	9500 / 9700	10800 / 10980	12200	14800 / 15000
PRICE	ex GST	\$39,950	\$44,950	\$56,450	\$63,450	\$68,450
PRICE	inc GST	\$43,945	\$49,445	\$62,095	\$69,795	\$75,295



2F



PB-24



PB-4



PB-416D

BRAMLEY 2F

- 610mm x 1.2mm capacity, bench mounting
- Heavy duty all steel construction
- Made to quality and precision specifications of larger machines, but with compact size and economy
- Interchangeable fingers for wide variety of box and pan sizes
- Removable individual bending fingers for pans or boxes
- Mild steel capacity is rated on hot rolled material with 250MPA
- Cam adjustment on top beam provides simple and positive setting for different material thickness
- Simple robust clamping action



HAFCO METALMASTER PB-24

- 600mm x 1.0mm capacity
- Steel fabricated construction
- Oiling points on bearing areas
- Clamping blade has adjustments for clamping pressure and materials thickness
- Adjustable clamping pressure beam to prevent distortion during bending
- Multiple finger widths for bending of pans or boxes
- 250MPA mild steel capacity rated on hot rolled material

HAFCO METALMASTER PB-4

- 1220mm x 1.2mm capacity
- Steel fabricated construction
- Oiling points on bearing areas
- Clamping blade has adjustments for clamping pressure and materials thickness
- Adjustable clamping pressure beam to prevent distortion during bending
- Multiple finger widths for bending of pans or boxes
- Includes fabricated metal stand
- 250MPA mild steel capacity rated on hot rolled material


HAFCO METALMASTER PB-416D

- 1260 x 1.5mm capacity
- High quality finish
- Robust steel fabricated construction
- Foot clamping, allowing material to be positioned & clamped at the same time
- Ideal for schools, bending is assisted by heavy duty telescopic springs
- Removable individual bending fingers for pans or boxes
- Mild steel capacity is rated on hot rolled material with 250MPA

MODEL		2F	PB-24	PB-4	PB-416D
ORDER CODE		S523	S249	S250	S260
Bending Length	mm	610	600	1220	1260
Mild Steel Capacity	mm	1.2	1	1.2	1.5
Weight	kg	35	44	175	370
PRICE	ex GST	\$1,650	\$350	\$1,050	\$2,290
PRICE	inc GST	\$1,815	\$385	\$1,155	\$2,519



PB-420


Low Profile
Segmented Blades

HAFCO METALMASTER PB-420

- 1250mm x 2mm capacity
- Segmented clamp blades has adjustments for clamping pressure and materials thickness
- Heavy duty steel fabricated construction
- Adjustable clamping pressure beam and apron to prevent distortion during bending
- Removable individual bending fingers for pans or boxes
- 250MPa mild steel capacity rated on hot rolled material

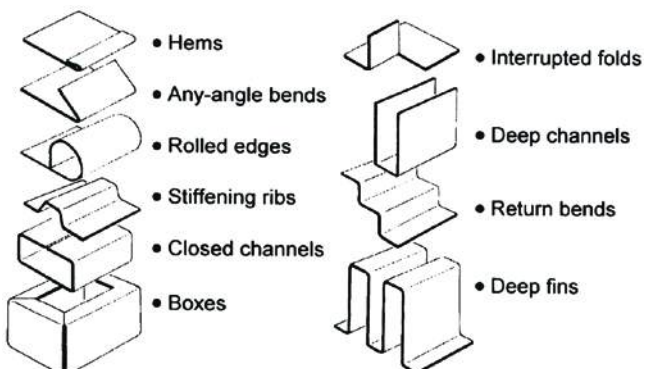
MODEL		PB-420
ORDER CODE		S255
Bending Length	mm	1250
Mild Steel Capacity	mm	2.0
Weight	kg	580
PRICE	ex GST	\$2,850
PRICE	inc GST	\$3,135

Magnetic Panbrake


MB650, MB1250 & MB2500

- Typical industries: Roofing, Aircraft, General Sheet Metal Fabrication
- Electromagnetic rather than mechanical clamping
- Bends all types of sheet metal, aluminium, copper, stainless steel
- Excellent design easy to use – forming deep channels & closed sections, deep boxes
- Includes low voltage foot control, full length narrow, slotted & segmented clamp bars

Includes: Segmented Clamp Bars ✓ Standard Clamp Bar ✓
Slotted Clamp Bar ✓ Narrow Clamp Bar ✓


3 Electromagnetic
Clamping


MODEL		MB650	MB1250	MB2500
ORDER CODE		S540	S542	S544
Bending Length	mm	650	1300	2500
Mild Steel Capacity	mm	1.6	1.6	1.6
Segmented Clamp Bars	mm	25, 38, 52, 70, 140, 280	25, 37.5, 52.5, 70, 140, 280, 580, 1300	25, 37.5, 52.5, 70, 140, 280, 580, 1148
Voltage	V / Amp	240 / 10	240 / 10	240 / 10
Weight	kg	86	220	320
PRICE	ex GST	\$2,700	\$3,990	\$7,750
PRICE	inc GST	\$2,970	\$4,389	\$8,525



PB-422A

METALMASTER


PB-422A & PB-820A Manual

- 1250mm x 2mm capacity (PB-422A)
- 2440mm x 2mm capacity (PB-820A)
- Extended fingers allows bending of pans or boxes to a depth of 230mm
- Ground segmented fingers can be repositioned to suit many applications
- Digital angle gauge ensures repeatability for production
- Quick head adjustment mechanism to suit your material thickness
- Safety top beam support stop lever located on right side of machine
- Quick action beam adjustment for varying material thickness

Includes: Rear Manual Backgauge ✓



Safety Top Beam Support
Stop Lever



Ground Segmented Fingers



PB-820A



Quick Action Head Adj.



Digital Angle Gauge

MODEL		PB-422A	PB-820A
ORDER CODE		S262	S264
Bending Length	mm	1250	2440
Mild Steel Cap.	mm	2	2
Weight	kg	920	1450
PRICE	ex GST	\$4,150	\$6,990
PRICE	inc GST	\$4,565	\$7,689



NC Control Panel



Clamp Beam Adjustment

METALMASTER PB-820L

- 2500mm x 2mm capacity
- Easy to use single angle programmable control incorporating digital readout for angles from 0-125°
- Auto cycle: after clamping bottom beam will bend to pre-set angle and return
- Hydraulic bending & hydraulic material clamp system
- Ground segmented fingers can be repositioned to suit many applications
- Heavy duty steel fabricated frame provides accurate bends
- Grease nipples located on all rotating parts
- Extended fingers allows bending of pans or boxes to a depth of 230mm
- Quick action beam adjustment for varying material thickness
- Includes rear manual backgauge



Includes: Adjustable Rear Manual Backgauge ✓



PB-820L



Hydraulic Ram



Adjustable Back Stop



Extended Removable Fingers



Adjustable Bending Beam

MODEL		PB-820L
ORDER CODE		S583
Control	Type	Digital Single Program
Bending Length	mm	2500
Mild Steel Capacity	mm	2
Stainless Steel	mm	1
Bending & Clamping	Type	Hydraulic
Bending Angle	deg	0-125°
Backgauge Travel	mm	1000
Motor Power	kW/hp	2.2 / 3
Voltage	V	240
Weight	kg	1600
PRICE	ex GST	\$11,250
PRICE	inc GST	\$12,375



NC-89

NC-89 Ezy-Set NC-89 Go-To Programmable digital display control, this programmable digital control assures accurate bending repeatability.




NC-89 Digital Control



Quick Action Head Adjustment



Manual Rear Back Gauge



Removable Fingers




Shown with Optional Ball Transfer Tables

METALMASTER PB-440 ~ PB-825A

- Hydraulic bending and material clamping system
- NC-89 digital angle programmable control for angles from 0-125°
- NC-89 controlled opening height adjustment
- NC-89 controlled dwell timer ensures consistent bending angle
- Quick action rapid head adjustment to optimise the bending radius on material thickness selected
- High quality components ensure reliable performance for years of continuous operation
- Auto cycle: after clamping bottom beam bends to pre-set angle & return, head un-clamps to set position
- Extended fingers allows bending of pans or boxes to a depth of 230mm
- Includes an adjustable rear manual backgauge, also adjustable for tapered material
- Mild steel capacity is rated on hot rolled material with 250MPa



PB-440



PB-825A Shown



Ezy-Touch Ezy-Touch NC Touch Screen Controller features 99 programs, each program has up to 20 bends & each bend has material compensation. It also incorporates a quick bend function for jobbing work.

METALMASTER PB-440T ~ PB-860T

- Hydraulic bending and material clamping system
- Ezy-Touch NC programmable touch screen controller features 99 programs, each program has up to 20 bends & each bend has material compensation. It also incorporates a quick bend function for jobbing work
- Quick action rapid head adjustment to optimise the bending radius on material thickness selected
- Ezy-Touch NC digital angle programmable control for angles from 0-125°
- High quality components ensure reliable performance for years of continuous operation
- Auto cycle: after clamping bottom beam bends to pre-set angle & return, head un-clamps to set position
- Extended fingers allows bending of pans or boxes to a depth of 230mm
- Includes an adjustable rear manual backgauge, also adjustable for tapered material
- Mild steel capacity is rated on hot rolled material with 250MPa



PB-1030T Shown



Removable Fingers



Quick Action Head Adjustment

MODEL		PB-440	PB-440T	PB-825A	PB-830T	PB-860T	PB-1030T
ORDER CODE		S581A	S581T	S583B	S584T	S586T	S585T
Control	Type	NC-89	Ezy-Touch NC	NC-89	Ezy-Touch NC	Ezy-Touch NC	Ezy-Touch NC
Bending Length	mm	1300	1300	2500	2500	2500	3050
Mild Steel Capacity	mm	4	4	2.5	4	6	3.2
Stainless Steel	mm	2	2	1.2	2	3	1.6
Bending & Clamping	Type	Hydraulic	Hydraulic	Hydraulic	Hydraulic	Hydraulic	Hydraulic
Bending Angle	deg	0-125°	0-125°	0-125°	0-125°	0-125°	0-125°
Backgauge Travel	mm	1000	1000	1000	1000	1000	1000
Motor Power	kW/hp	4 / 5.3	4 / 5.3	4 / 5.3	5.5 / 7.5	7.5 / 10	5.5 / 7.5
Voltage	V	415	415	415	415	415	415
Weight	kg	1220	1220	1793	2776	3364	3258
PRICE	ex GST	\$11,950	\$13,250	\$12,950	\$19,750	\$25,250	\$22,250
PRICE	inc GST	\$13,145	\$14,575	\$14,245	\$21,725	\$27,775	\$24,475

METALMASTER PB-GL Series

- Estun NC-E21 programmable controls the X back gauge in programmable steps as well as the Y axis nut adjustment for automatic beam positioning to change the bend angle
- Hydraulic / Mechanical ram, synchronised positive stop design built into each cylinder
- Mono-block steel frame design, welded then machined to ensure minimal bed deflection under load
- Segmented heavy duty 86° offset top punch is segmented for return bend clearance (Segmented 35° top punch on PB-40A & PB-70E)
- Multi-vee bottom die is made from one solid die block design to handle heavy plate
- Reinforced side frames providing additional support strength to machine throat
- Hydraulic MPA pressure gauge mounted on right side of support frame with quick adjusting pressure control
- LED superior bright work lights provides clearer view to workpiece (excludes PB-63E, PB-70E & PB-135E)



Estun E21

40 unique programs with 25 automatic bending steps in each individual program, assuring production accuracy & repeatability every time.

PB-135B Shown



Adjustable Sliding Front Sheet Supports



LM Guide Ballscrew Backgauge



Laser Safety Guarding



Adjustable Travel Limit Control

*NOTE: Price does not include guarding system

MODEL		PB-40A	PB-70E	PB-70E	PB-135E	PB-135B	PB-170B	PB-200B
ORDER CODE		S970GL	S900GL	S901GL	S905GL	S906GL / S908GL	S909GL / S910GL	S912GL
Nominal Pressure	Ton	44	70	70	135	135	176	220
Nominal Pressure	kN	400	630	630	1250	1250	1600	2000
Length of Work Table	mm	2000	2500	3200	3200	3200 / 4000	3200 / 4000	4000
Distance Between Columns	mm	1615	2050	2600	2600	2650 / 3200	2600 / 3200	3200
Backgauge Travel	mm	600	520	520	520	600	550	550
Throat Depth	mm	200	260	260	320	415	420	420
Motor Power	kW/hp	4 / 5.3	7.5 / 10	7.5 / 10	7.5 / 10	7.5 / 10	11 / 15	15 / 20
Weight	kg	3800	4400	5000	6500	8600 / 10350	11100 / 14100	16500
PRICE	ex GST	\$25,950	\$29,250	\$32,750	\$38,950	\$41,450/\$44,950	\$50,450/\$56,450	\$62,950
PRICE	inc GST	\$28,545	\$32,175	\$36,025	\$42,845	\$45,595/\$49,445	\$55,495/\$62,095	\$69,245

METALMASTER PB-CL Model

Advanced CL package only available on S970, S902, S906, S908, S910 & S912

CYBELEC CybTouch CNC Controller

- Large, vivid and high-contrast fully touchscreen control mounted on a swivel pendant for optimal ergonomics
- Intuitive 2D graphical touch draw part profile programming
- Simple pages, clear display, large keys
- Bend material allowance calculation
- Radius bump bending calculation function
- Bending angle and back gauge correction
- Various automatic calculations of other bend functions
- Complete programming for efficient mass production with multiple bends
- Bending sequences and programs can be saved for future use
- Easy single bends with EasyBend page
- Easy manual movement
- On-line help and interactive warning pop-ups

Includes

- CYBELEC Touch 12 2D Graphical CNC Control
- Touch draw profile programming
- Easy bend function for quick one off jobs even if you are in the middle of a production bending program
- Laser safety guarding system
- Servo motor X & Y axis for ultimate speed & performance



Servo Driven X & Y Axis



Laser Safety Guarding



Touch Draw Graphical Programming



Bending Simulation

METALMASTER Laser Safety Guarding

- Guarding systems are required on pressbrakes for OHS compliance
- Advanced laser system fully compliant with the requirements of AS 4024.1 Australian standard for safety guarding
- Laser guarding allows the operator to work closer to the press brake tooling without risk of injury
- Easy height adjustment of laser guarding system to cater for different tooling lengths
- Top beam speed and stopping performance monitoring to ensure maximum safety



METALMASTER Segmented Tooling Available



Quick Action Clamp



35° Tooling



86° Tooling

86° Segmented Tooling



35° Segmented Tooling

Pressbrake tooling available, see website
www.machineryhouse.com.au/hydraulic-pressbrake-tooling



METALMASTER SPB Series

The Metalmaster Synchro series pressbrakes adopt a heavy duty integral welded steel structure that is furnace tempered post welding to relieve residual stresses and ensure accuracy & longevity of the machine.

The hydraulic cylinders are manufactured from high resistance steel incorporating chromium plated ground & lapped pistons to ensure longevity of the Swedish brand SKF hydraulic seals.

The hydraulics system consists of electronically controlled proportional valves with independent 3 point closed loop safety monitoring of the two cylinders as well as the main hydraulic system.

Italian manufactured DSP Laser Guarding ensures operator safety whilst in operation. The Laser system is designed to cater for many different types and sizes of top tooling ensuring safety at the appropriate points as required by the AUS/NZ standards.


At the heart of the electrical system is the Italian made MCS safety control module which controls & monitors all pressbrake functionality, the MCS provides dual monitoring & closed loop feedback for all critical safety functions such as Hydraulic valves, Emergency stop circuits, doors, guards, foot pedal, DSP lasers to name a few functions. This ensures the machinery to be Compliant with AS/NZS 4024.1 – 2019 Safety of Machinery Series

METALMASTER Features

- 5 CNC Controlled Axis (Y1, Y2, X, R, V) as standard
- Y1 & Y2 Axis is controlled by advanced safety monitored hydraulic proportional valves ensuring accuracy in movement
- Bending compensation & accuracy is maintained using GIVI (Italy) Linear scales mounted on either end of the machine bed to measure any frame deflection
- CNC controlled auto crowning table (V) adjusts accordingly based on material, length & thickness specified in program
- Servo driven X & R Axis provides fast response & accuracy when positioning the backgauge
- Flip up type back gauge fingers mounted on linear rails complete with micro adjusters are provided as standard
- Advanced push button quick release tooling top clamps allow for the top tooling to be removed from the front of the clamp rather than sliding all of the tooling left & or right, this saves time and ensures you are not shifting all your tooling just to change 1 piece
- Premium front sheet supports, fully adjustable in the vertical direction & mounted on linear rails for ease of use



Advanced push button quick release tooling (front load)



Flip up type back gauge micro adjustment fingers



Premium front sheet supports fully adjustable on the linear rails



Bending compensation linear scales. Made in Italy

METALMASTER CYBELEC Cyb Touch

- Large, vivid and high-contrast fully touchscreen control mounted on a swivel pendant for optimal ergonomics
- Intuitive 2D graphical touch draw part profile programming
- Simple pages, clear display, large keys
- Bend material allowance calculation
- Radius bump bending calculation function
- Bending angle and back gauge correction
- Various automatic calculations of other bend functions
- Complete programming for efficient mass production with multiple bends
- Bending sequences and programs can be saved for future use
- Easy single bends with EasyBend page
- Easy manual movement
- On-line help and interactive warning pop-ups

Includes

- CYBELEC Touch 12 2D Graphical CNC Control
- Touch draw profile programming
- Easy bend function for quick one off jobs even if you are in the middle of a production bending program
- Laser safety guarding system
- Servo motor X & Y axis for ultimate speed & performance



Easy Bend Function



Touch Draw Graphical Programming




Bending Simulation



Advanced Bend Options

Electro-Hydraulic Synchronous Control

The advanced Hydraulic system containing safety monitored proportional valves is integrated into the CNC control. Receiving real time feedback from the Y axis linear scales to the controller can compensate for deflection during bending, providing repeatable & precise control of the machine tool.



CNC X-Axis & R-Axis

The X-axis linear guides, ball screws and servo motors ensure accurate & fast positioning of the X-axis. The R-axis adopts a spur gear guide rail, high-power servo motor and reducer to provide fast response times and precise positioning. Flip up type back gauge fingers are provided with multi steps and micro adjustment



MODEL		SPB-1640	SPB-2563	SPB-3263	SPB-32125	SPB-40125	SPB-32160	SPB-32200	SPB-40200
ORDER CODE		S9710	S9712	S9713	S9714	S9715	S9716	S9718	S9719
Control Unit	Type	CYBELEC TOUCH 12							
Nominal Pressure	Ton	40	63	63	125	125	160	200	200
Nominal Pressure	kN	400	630	630	1250	1250	1600	2000	2000
Length of Work Table	mm	1600	2500	3200	3200	4000	3200	3200	4000
Distance Between Columns	mm	1200	1980	2655	2655	3355	2655	2655	3355
Throat Depth	mm	250	300	300	350	350	350	350	350
Max. Open Height	mm	370	400	400	455	455	475	475	475
Ram Stroke	mm	150	150	150	200	200	200	200	200
Machine Axis	No.	5	5	5	5	5	5	5	5
Backgauge Travel	mm	600	600	600	600	600	600	600	600
Motor Power	kW/hp	4 / 5.5	5.5 / 7.5	5.5 / 7.5	11 / 15	11 / 15	11 / 15	15 / 20	15 / 20
Weight	kg	2800	4250	6800	7100	7800	8500	9000	10300
PRICE	ex GST	\$61,450	\$65,950	\$69,450	\$78,950	\$84,450	\$89,450	\$92,450	\$99,450
PRICE	inc GST	\$67,595	\$72,545	\$76,395	\$86,845	\$92,895	\$98,395	\$101,695	\$109,395

Baykal APHS-PRO

Over the years, manufacturers have been developing different solutions to improve the performance of their products, Through tools, functionalities and technological innovations sheet metal press brakes have evolved.

The Baykal APHS model CNC Press Brakes are not only fast, accurate and repeatable, with standard features such as DELEM CNC Controllers, Multi Axis back gauges and longer stroke / daylight for bending complex parts makes Baykal APHS a world leader.



Models Available from 40~600 Tonne in 2 to 6 Metre Versions

Baykal Delem CNC Systems

The new generation DELEM DA-Touch controls offer an even higher grade of efficiency in programming, operation and control of today's pressbrakes. Ease of use combined with state-of-the-art technology go hand in hand, improving productivity.

The touch screen gives access to the proven Delem user-interface and enables direct navigation between programming and production. Functions are directly located where you need them, offering optimised ergonomics throughout the application.

- 17" high resolution colour TFT
- Automatic bend sequence calculation
- Collision detection function
- Full programmability of ram speeds, dwells, and beam positions
- USB & LAN interface for easy connection of external devices
- Real time Windows system for multi-tasking & file management
- Built in help manuals to assist with every operation

Baykal DA-66T 2D

The DA-66T offers 2D programming that includes automatic bend sequence calculation and collision detection. Full 3D machine set-up with multiple tool stations giving true feedback on the product feasibility and handling.

- 2D graphical touch screen controller
- Offline programming software Profile TL on DA66T

3D Simulation
mode DA66T



Baykal APHS-HYBRID

Hybrid Pressbrakes are a new developed technology which use Servo-Hydraulic power to control the bending beam, Benefits of this technology include substantial power savings as you don't have a conventional AC motor running hydraulics all or most the time. The servos only activate as required. You get incredibly fast response times and you can expect higher speeds for both high-speed approach and high-speed return. This increased production efficiency along with the power savings makes the Hybrid Technology a greener alternative.



Models Available from 120~300 Tonne in 3 or 4 Metre Versions

Baykal DA-69T 3D

The DA-69T offers 2D as well as 3D programming that includes automatic bend sequence calculation and collision detection. Full 3D machine set-up with multiple tool stations giving true feedback on the product feasibility and handling.

- 3D & 2D graphical touch screen controller
- 3D Visualisation in simulation & production modes
- Offline programming software Profile T3D on DA69T



3D Simulation &
3D Production
modes DA69T

Baykal Profile•T Offline

DA-Offline software maximises machine efficiency and productivity of your press brakes. The Profile-T software facilitates offline programming and simulation of the bending process.

Production preparation, feasibility studies and tooling verification, operator training, adding notes for production and many other functions can be carried out offline.



Bar Benders

UB-100 & UB-100H

- For cold or hot bending of flat, round, & square steel
- 0-120° bending angle with adjustable stop
- Quick action cam lever material clamp
- Adjustable material length stop



UB-100H



Includes bending plates (UB-100)

MODEL		UB-100	UB-100H
ORDER CODE		B043	B044
Flat	mm	100 x 5	100 x 7
Square	mm	16 x 16	20 x 20
Round Dia.	mm	Ø18	Ø20
PRICE	ex GST	\$290	\$360
PRICE	inc GST	\$319	\$396


Adjustable bending stop up to 120°




Bar Benders

AB1 & AB2

- Heavy duty cast iron
- Quick, cam action clamping block (AB1)
- Heavy clamp vice (AB2)
- Adjustable angle stop for multiple bending



AB1



AB2



Made in New Zealand

MODEL		AB1	AB2
ORDER CODE		B045	B046
Flat Bar Capacity	mm	80 x 6	100 x 8
(Mild Steel)	mm	60 x 8	60 x 10
	mm	30 x 12	50 x 12
Square & Round	mm	20	25
PRICE	ex GST	\$950	\$1,450
PRICE	inc GST	\$1,045	\$1,595



Stand
\$390 ex GST
\$429 inc GST (B047)

HS-32 Hand Lever Guillotine

- Sheet metal up to 1.2mm
- 800mm long shearing length
- 765mm material cutting height
- Spring assisted top blade return
- Knives made of hardened tool steel
- "NO BULL CAPACITY" - Australian Tested & Rated To True Working Capacity

Includes Steel Fabricated Stand



HS-32



MODEL		HS-32
ORDER CODE		S1885
Max. Thickness (MS)	mm	1.2
Blade Length	mm	810
Cut Length	mm	800
Weight	kg	55
PRICE	ex GST	\$420
PRICE	inc GST	\$462



Hand Lever Shears

HS-2S

- Cuts internal, external curves & circles
- Gear drive open throat design

HS-6 & HS-12

- High carbon high chrome steel blade
- Adjustable material thickness clamp



Watch Video



HS-2S

HS-6 / HS-12



MODEL		HS-2S	HS-6	HS-12
ORDER CODE		S184	S186	S188
Capacity (ms)	mm	1.2	4	5
Blade Length	mm	70	150	300
Plate (L x T)	mm	70 x 1.2	44 x 5	60 x 6
Round	mm	~	Ø9.5	Ø12.7
Angle	mm	~	~	~
Weight	kg	8	16	30
PRICE	ex GST	\$220	\$100	\$190
PRICE	inc GST	\$242	\$110	\$209



CM Series

- Ideal for light sheet metal work
- Cast iron construction
- One handle operates all three functions
- Segmented pressbrake top blade
- Top roller opens for job removal
- Includes wiring grooves in rolls and backgauge
- Mild steel capacity is rated on hot rolled material with 250MPA

Includes: Backgauge ✓ Stand (CM-1310S) ✓



CM-300



CM-760



CM-1310S



Pressbrake
CM-760



Adjustable Rear Stop
CM-760



Wire Groove Rolls
CM-760



Swing Out Top Roller
CM-760

MODEL		CM-300	CM-760	CM-1000	CM-1310S
ORDER CODE		S648	S650	S652	S654S
Useful Length	mm	300	760	1000	1310
Mild Steel Cap.	mm	1	1	1	1
Rolls Diameter	mm	38	42	42	50
Includes Stand	~ / ✓	~	~	~	✓
Weight	kg	45	153	215	378
PRICE	ex GST	\$360	\$790	\$1,190	\$2,590
PRICE	inc GST	\$396	\$869	\$1,309	\$2,849



SRG-12

Bench Or Vice Mount



SRG-24H



Drive Gear Reduction
SRG-24H



Swivel Top Roller
SRG-24H



SRG-12

- Bench or vice mountable
- Carbon steel rollers
- Swivel top roller
- Gear driven rollers
- Mild steel capacity is rated on hot rolled material with 250MPA



SRG-24H

- Bench Model
- Cast-iron construction end frames
- Ground rolls with wiring grooves
- Swivel top roller
- Quick action top roller
- Mild steel capacity is rated on hot rolled material with 250MPA

MODEL		SRG-12	SRG-24H
ORDER CODE		S267	S269
Roll Type	Initial Pinch		
Useful Length	mm	305	610
Mild Steel Capacity	mm	1	1
Rolls Diameter	mm	32	40
Minimum Rolling Diameter	mm	48	60
Includes Stand	~ / ✓	~	~
Weight	kg	13.1	50
PRICE	ex GST	\$190	\$490
PRICE	inc GST	\$209	\$539



SRG-40



SRG-50G



SRG Series

- Cast-iron construction support ends
- Quick action swivel top roller
- 3:1 gear drive reduction ratio curving rolls (SRG-50G)
- Large hand dials for easy curving adjustment (SRG-50G)
- Mild steel capacity is rated on hot rolled material with 250MPA

Includes: Stand ✓



Wiring Grooves
SRG-40



Swing Out Top Roll
SRG-40



3:1 Reduction Gear Drive
SRG-50G



Swing Out Top Roll
SRG-50G

MODEL		SRG-40	SRG-50G
ORDER CODE		S270	S272
Roll Type	Initial Pinch		
Useful Length	mm	1000	1270
Mild Steel Capacity	mm	1.2	1.5
Rolls Diameter	mm	50	75
Minimum Rolling Diameter	mm	75	110
Includes Stand	~ / ✓	✓	✓
Weight	kg	130	298
PRICE	ex GST	\$750	\$1,490
PRICE	inc GST	\$825	\$1,639



SRG-50E

METALMASTER SRG-50E

- Single hand wheel adjustment via European design wedge system for material thickness
- Single hand wheel adjustment for rear curving roller with cam action worm gear
- 2 speed roller drive system, 3.5:1 & 1:1 ratio
- Machined slit 10mm deep in top roller
- Cast-iron construction
- Quick action swivel top roller

Includes: Heavy Duty Stand ✓



2.5X50

BRAMLEY 2.5X50

- Top roller lifts out for small diameter rolling
- Quick roller adjustment
- Solid steel cast construction
- Sheet Metal base for stability
- Standard grooves for wiring work
- Excellent design features

Includes: Stand ✓



Roll Drive & Adjustment
2.5X50



Rear Curving Roll Adj.
RS1270x90



RS1270x90

istan RS1270x90

- SAE 150 quality certified steel rolls with high tensile strength
- Precision ground rolls
- Cast Iron end frames
- Conical bending device
- Single handle adjustment of bottom rolls
- 2.5mm mild steel capacity

Includes: Stand ✓



Rolls With Wiring Grooves
RS1270x90



Rear Curving Roll Height
Adjustment RS1270x90

MODEL		SRG-50E	2.5X50	RS1270x90
ORDER CODE		S276	S274	S783
Roll Type	Initial Pinch			
Useful Length	mm	1250	1270	1270
Mild Steel Capacity	mm	1.6	1.6	2.5
Rolls Diameter	mm	75	63	90
Minimum Rolling Diameter	mm	130	95	135
Includes Stand	~ / ✓	✓	✓	✓
Weight	kg	260	140	450
PRICE	ex GST	\$1,990	\$2,650	\$5,390
PRICE	inc GST	\$2,189	\$2,915	\$5,929



METALMASTER PR-132H

- 1300 x 1.6mm curving capacity
- Cast iron end frames with conical curving device
- Two rolls powered by gearbox drive system
- Precision ground rolls with wiring grooves
- Swing out end enables complete cylinder to be removed
- Safety wire interlock system with emergency shut-off
- Micro adjustment for material thickness
- 0.75kW / 1hp 240V motor



METALMASTER PR-133A ~ PR-136A

- 1300 x 2.5mm (PR-133A)
- 1300 x 4mm (PR-134A)
- 1300 x 6.5mm (PR-136A)
- Motorised up & down rear curving roll
- Digital readout display on rear curving roll position
- Conical bending device
- Safety wire interlock system with emergency shut-off
- Swing out top roller enables cylinder to be removed
- Two rolls powered by gearbox drive system
- Rolls include wiring grooves



METALMASTER PR-204A

- 2000 x 4mm (PR-204A)
- Motorised up & down rear curving roll
- Digital readout display on rear curving roll position
- Conical bending device
- Swing out top roller enables cylinder to be removed
- Safety wire interlock system with emergency shut-off
- Two rolls powered by gearbox drive system
- Rolls include wiring grooves



Control Panel
PR-133A ~ PR-204A



Motorised Up-Down Roller
PR-133A ~ PR-204A



Conical Guide Roller
PR-133A ~ PR-204A



Material Thickness Adjust.
PR-133A ~ PR-204A



Swing Out Top Roller
PR-133A ~ PR-204A

MODEL		PR-132H	PR-133A	PR-134A	PR-136A	PR-204A
ORDER CODE		S763A	S802	S803	S804	S805
Roll Type	Initial Pinch					
Useful Length	mm	1300	1300	1300	1300	2000
Mild Steel Capacity	mm	1.6	2.5	4	6.5	4
Roll Diameter	mm	75	90	120	150	150
Motor Power	kW/hp	0.75 / 1	1.1 / 1.5	2.2 / 3	2.2 / 3	2.2 / 3
Motor Voltage	V	240	415	415	415	415
Weight	kg	400	645	855	1320	1620
PRICE	ex GST	\$3,390	\$6,450	\$7,550	\$9,750	\$12,250
PRICE	inc GST	\$3,729	\$7,095	\$8,305	\$10,725	\$13,475



Foot Control
PR-2512



Control Panel
PR-2512



Section Roll End with
Flat Bar Dies PR-2512



Includes 50mm Pipe Dies
PR-2512



These Pyramid style rolls offer great value all round, not to mention the additional section rollers on the end.

Available in 3100 x 8mm or 2550 x 12mm capacities both models include a digital display for top roll position and a safety trip wire enabling power cut off.

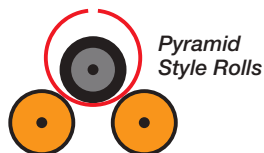


PR-3108 & PR-2512

- Two rolls powered by gearbox and gear system
- Power up & down top roll for curving adjustment
- Digital readout display for top roller position
- Swing out end enables complete cylinder to be removed
- Heavy duty steel welded main frames
- Mobile control panel with forward and reverse on the foot pedal
- Precision ground rolls with wiring grooves
- Safety wire interlock system with emergency shut-off
- Motorised up & down top roll for curving adjustment
- Includes Section roll system with flat bar and pipe dies



PR-2512



Pyramid
Style Rolls



Support Rollers
PR-2512



Safety Wire Interlock System
PR-2512

MODEL		PR-3108	PR-2512
ORDER CODE		S770	S769
Initial Pinch / Pyramid	Type		
Useful Length	mm	3100	2550
Mild Steel Capacity	mm	8	12
Roll Diameter	mm	230	240
Motor Power	kW/hp	5.5 / 7.37	7.5 / 10
Motor Voltage	V	415	415
Weight	kg	4820	5200
PRICE	ex GST	\$25,950	\$27,250
PRICE	inc GST	\$28,545	\$29,975



İsitan IRM & MRM-S Series

The Isitan IRM & MRM-S 3 Roll Initial Pinch Plate Rolling machines have a heavy-duty frame construction for superior rigidity and are used for many applications including stainless steel.

The asymmetric design provides pre-bending capability on the machine and the swing out top roll allows for removal of complete cylindrical components.

The asymmetrical design allows the sheet metal to be correctly aligned before bending. True alignment is achieved by pinching the sheet between two rolls allowing it to maintain position during the entire bending process

İsitan Features

- Two rolls are driven by electric motor, planetary reducer and with gear system
- SAE 150 quality certified steel rolls with high tensile strength
- Induction hardened rolls suitable for stainless steel
- Ductile cast iron main frame (IRM series)
- Steel welded main frame (MRM-S series)
- Swing out top roll for removal of complete cylinders
- Roving control panel with DRO, emergency stop, forward and reverse pedals
- Conical bending device
- Central lubrication system
- Top roll support system
- Brake motor standard for precision bending
- Motorised up & down on rear roll
- Digital readout display for rear roll position
- Safety trip wire around the machine
- Wire grooves at the end of the rolls - 4, 6, 10, 12mm (IRM series)



MODEL		IRM 1270x140	MRM-S 1550x130	IRM 2550x140	MRM-S 2550x150	MRM-S 2550x190
ORDER CODE		S785	S7965	S795D	S7968	S797
Initial Pinch / Pyramid	Type					
Bending Length	mm	1270	1550	2550	2550	2550
Mild Steel Capacity	mm	5	5 / 6	2.5	3 / 4	5 / 6
Mild Steel Pre-Bending Capacity	mm	~	4 / 5	~	2 / 3	4 / 5
Top & Bottom Roll Diameter	mm	140	130	140	150	190
Minimum Rolling Diameter	mm	210	195	210	225	285
Motor Power (415V)	kW / hp	2.2 / 3	2.2 / 3	2.2 / 3	2.2 / 3	4 / 5
Weight	kg	1350	1400	1850	2150	3400
PRICE	ex GST	\$19,750	\$26,500	\$27,600	\$34,500	\$43,500
PRICE	inc GST	\$21,725	\$29,150	\$30,360	\$37,950	\$47,850



4R HS 25-245

Other
Models
Available



4R HS 30-260

Shown with optional overhead
crane & left & right side supports



Sahinler 4R HS/HSS Series

The Sahinler 4 roll hydraulic plate bending machines are of a 4 roll design with powered top and bottom pinch rolls and hydraulically adjusted side rolls. 4 roll bending greatly assists the operator, especially when rolling full cylinders and for multiple radius bending, as the work piece is always pinched between the top and bottom rolls. Pre-bending can be performed on both side rolls without removing the workpiece from the machine. All models have hydraulic drop end and are supplied with digital read outs to all three adjustable rolls to indicate roll position.



Sahinler Features

- 4R HS Series - Top and bottom rolls are powered by hydraulic motor, gearbox and cardan drive
- 4R HSS Series - Top and bottom rolls are powered by a hydraulic motor and planetary gearbox (3 driven rolls)
- Hydraulic up and down roll movement
- Hydraulic pinching
- Induction hardened rolls with optimal crown
- Hydraulic drop end for easy removal of workpiece
- DRO for both side rollers and pinch roll to indicate roll position
- Double pre bending to front and rear edge of plate
- Cone bending device
- Welded steel construction
- Safety trip wire around the machine
- Mobile control panel
- Two rolling speeds
- Central lubrication system (4R HSS Series)




Sahinler Optional

- Hydraulic left & right side supports for supporting large diameters
- Overhead crane for supporting large diameters
- Ground and polished rolls
- Variable speed
- NC playback control system



4R - Roll System



MODEL		4R HS 25-200	4R HS 25-245	4R HS 30-260	4R HSS 30-280	4R HSS 40-350
ORDER CODE		S7750	S7760	S7770	S7780	~
Bending Length	mm	2550	2550	3100	3100	4100
Mild Steel Capacity	mm	8	10	10	12	12
Mild Steel Pre-bending Capacity	mm	6	8	8	10	10
Top & Bottom Roll Diameter	mm	200	245	260	280	350
Side Rolls	mm	160	180	200	220	260
Motor Power (415V)	kW/hp	5.5 / 7.5	7.5 / 10	7.5 / 10	15 / 20	23.5 / 31.5
Voltage / Amperage	V/Amp	415	415	415	415	415
Weight	kg	4550	5700	7500	10600	19000
PRICE	ex GST	\$67,950	\$82,950	POA	POA	POA
PRICE	inc GST	\$74,745	\$91,245	POA	POA	POA

Manual Swage & Jenny



SJ-22

- "NO BULL CAPACITY"
Australian Tested & Rated
To True Working Capacity
- Heavy duty cast iron
- 0.7mm mild steel capacity
- 175mm throat
- 50mm shaft to centre
- Mild steel capacity is rated on
hot rolled material with 250MPA



MODEL	SJ-22	
ORDER CODE	S640	
Mild Steel Capacity	mm	0.7
Throat Depth Max.	mm	175
Roll Diameter	mm	55
Weight	kg	28
PRICE	ex GST	\$450
PRICE	inc GST	\$495

Includes:

- Wiring Rolls ✓
- Crimping Rolls ✓
- Edge Beading Rolls ✓
- Single Bead Rolls ✓
- Elbow Edging Rolls ✓

SJ-2 Manual Swage & Jenny

- 1.6mm mild steel capacity
- Heavy duty cast industrial machine
- Precision machined
- Quality design for long life
- Internal gears
- 240mm throat



Made in
New Zealand



MODEL	SJ-2	
ORDER CODE	S521	
Mild Steel Capacity	mm	1.6
Throat Depth Max.	mm	240
Weight	kg	46
PRICE	ex GST	\$2,890
PRICE	inc GST	\$3,179

Includes:

- Crimping Rolls ✓
- Jenny Rolls ✓
- Swaging Rolls ✓
- Necking Rolls ✓

Manual Swage & Jenny



IK-1.2

- 1.2mm mild steel cap.
- Heavy duty cast iron frame
- Adj. material side support
- 9 sets of rolls



Made in
Turkiye



MODEL	IK-1.2	
ORDER CODE	S642	
Mild Steel Capacity	mm	1.2
Throat Depth Max.	mm	180
Roll Diameter	mm	62
Weight	kg	50
PRICE	ex GST	\$1,050
PRICE	inc GST	\$1,155

Includes:

- 5 x Wiring Rolls ✓
- 3 x Flanging Rolls ✓
- 1 x Crimping Rolls ✓

Motorised Swage & Jenny



IKMP-1.2

- 1.2mm mild steel cap.
- Heavy duty cast iron construction
- 9 sets of rolls
- Adjustable side support
- Reduction motor with brake
- Roving foot pedal control



Made in
Turkiye



MODEL	IKMP-1.2	
ORDER CODE	S643	
Mild Steel Capacity	mm	1.2
Throat Depth Max.	mm	240
Roll Diameter	mm	62
Weight	kg	135
PRICE	ex GST	\$3,650
PRICE	inc GST	\$4,015

Includes:

- 5 x Wiring Rolls ✓
- 3 x Flanging Rolls ✓
- 1 x Crimping Rolls ✓

Motorised Swage & Jenny



IBKS-2.5, IBKS-4.0

- Heavy duty cast iron construction
- Adjustable side support
- Reduction motor with brake
- Roving foot pedal control
- Adjustable idle



Made in
Turkiye



IBKS-2.5

Includes: IBKS Series

- Necking Rolls ✓
- Groove Rolls ✓
- Folding Rolls ✓
- Flattening Rolls (IBKS-4.0) ✓

MODEL	IBKS-2.5		IBKS-4.0
ORDER CODE	S644		S645
Mild Steel Capacity	mm	2.5	4.0
Shaft to Frame	mm	410	500
Roll Diameter	mm	96	126
Motor Power	kW/hp	1.5/2	2.2/3
Voltage	V	415	415
Weight	kg	350	500
PRICE	ex GST	\$6,950	\$9,750
PRICE	inc GST	\$7,645	\$10,725

RR-5G Section Rolling

- Precision machined rollers
- Heat-treated and hardened rolls
- 25 x 3mm flat, Ø5mm round bar cap.



CODE	ex GST	inc GST
S680	\$90	\$99



Watch Video



Shown Curving 25 x 3mm Flat Bar Close Up

RR-6 Manual Ring Rolling Machine

- Precision machined heat-treated & hardened rolls
- 40 x 6mm mild steel flat bar capacity
- 10mm mild steel round & square bar capacity



CODE	ex GST	inc GST
S6805	\$230	\$253



Wire Dies And Tube Rolling Dies Included

RR-10 Section Rolling

- Hardened 98mm top & 118mm bottom rolls
- 30mm heat treated drive shaft
- Cast iron housing on heavy duty stand
- Gear driven rolls
- Heavy duty steel fabricated frame
- Bottom rolls are knurled for additional grip on material
- Manual screw adjustment of top roller



CODE	ex GST	inc GST
S681	\$1,350	\$1,485



RR-24 Tube Rolling

- 16 - 76mm round tube capacity
- 16 - 50mm square tube capacity
- 0.5 - 2mm round tube wall thickness
- 0.5 - 1.6mm square tube wall thickness
- Roving foot pedal control with emergency stop
- Bends mild steel & thin wall stainless steel, round, square & rectangular tube into circular or radius curves
- 1.1kW / 1.5hp 240V motor



CODE	ex GST	inc GST
S682	\$2,350	\$2,585



Includes: 9 Round tube dies, 16, 19, 22, 25, 32, 38, 51, 63, 76mm ✓
Includes 8 Square tube dies, 16, 19, 22, 25, 30, 38, 40, 50mm ✓




Small Tube Bending Rolls Rear



Rolling Handle

BAR TYPE	SIZE	min. Ø
 Flat on Edge	20 x 5mm	190mm
	30 x 10mm	500mm
 Flat	20 x 5mm	160mm
	50 x 10mm	400mm
 Square	10 x 10mm	160mm
	20 x 20mm	500mm

Ring Rollers, used for shaping and forming metal sections into curves, arches, or complex profiles into desired shapes by passing the metal through a set of rotating rollers, allowing for the creation of curved components used in construction and industrial applications. For more information on how to use our ring rollers and a range of other products, head to the article section on our website www.machineryhouse.com.au/articles





PK-35F

Variable Speed



Made in Türkiye

Sahinler PK-35F, HPK-45 & HPK-50 Standard Features

- Rolls are hardened & made from high quality steel
- Drive shafts are hardened and ground with double taper roller bearing support
- Machine can be set up in a horizontal or vertical working position
- Standard rolls and guide rolls are included
- Two rollers are powered
- Steel welded frame construction
- Optional lateral side guide roll supports for rolling angle iron available
- Roving foot pedal with emergency stop

Sahinler PK-35F Additional Features

- Variable speed inverter controlled

Sahinler HPK-45F Additional Features

- Hydraulic top roller adjustment with DRO display
- Geared direct drive via motor and gearbox

Sahinler HPK-50 Additional Features

- All 3 rolls are driven at all times
- Electrical and hydraulic protection against overloads
- Hydraulic top roller adjustment with DRO display
- Geared direct drive via motor and gearbox



HPK-45

Hydraulic Top Roll



HPK-50

Hydraulic Top Roll

3 Driven Rolls

Optional Accessories To Suit Models PK-35F, HPK-45 & HPK-50

Tube, Pipe & Angle Sets



SIZE	TYPE	CODE	ex GST	inc GST
25.4mm	Tube	S740D	\$570	\$627
31.8mm	Tube	S740E	\$570	\$627
38.1mm	Tube	S740A	\$680	\$748
50.8mm	Tube	S740B	\$760	\$836

SIZE	TYPE	CODE	ex GST	inc GST
1"	Pipe	S741B	\$570	\$627
1-1/4"	Pipe	S741C	\$690	\$759
1-1/2"	Pipe	S741D	\$690	\$759
2"	Pipe	S741F	\$780	\$858
40 x 40 x 3mm	Angle	S745H	\$1,050	\$1,155
50 x 50 x 5mm	Angle	S741H	\$1,090	\$1,199

Lateral Side Guide Roll Supports



CODE	ex GST	inc GST
S7455	\$1,540	\$1,694



Made in Türkiye



HPK-80

The Sahinler HPK Section Rolls are manufactured in Türkiye using high strength welded steel. All three rolls are driven further increasing accuracy and torque in addition to minimising the slip of the materials during the bending process.



HPK Series Features

- Steel welded frame construction
- All 3 rolls are driven at all times
- Drive shafts are hardened & ground with double taper roller bearing support
- Rolls are hardened & made from high quality steel
- Electrical and hydraulic protection against overloads
- Machine can be set up in a horizontal working position when rolling larger diameters
- Roving control station with emergency stop
- Standard rolls & guides are included
- Hydraulic and electrical components (Bosch, Rexroth, Parker & Siemens)



HPK-65 / 80

- Two digital readout displays, displaying the position of the bottom rollers
- Independently adjustable hydraulic bottom rollers allowing prebend in both directions
- Brake motor equipped for precision bending
- 3 axis mechanical adjusted lateral angle side guide rollers



HPK-80NC / 100NC Additional Features

- NC Playback control system with 7.7" display
- Independently adjustable hydraulic bottom rollers allowing prebend in both directions
- 3 axis lateral angle guide rollers with 2 axis hydraulic operated via controls
- Pneumatic positioning material length encoder
- Material length reference proximity switch
- 3 driven rolls are powered by a hydraulic motor and planetary gearbox for maximum torque (HPK-100NC only)

* Requires Additional Tooling



HPK-100NC

Optional Pipe & Tube Dies To Suit HPK-80



Tube

SIZE	CODE	ex GST	inc GST
31.8mm	S757B	\$1,350	\$1,485
38.1mm	S757C	\$1,450	\$1,595
50.8mm	S757D	\$1,540	\$1,694
63.5mm	S757E	\$1,690	\$1,859

Pipe

SIZE	CODE	ex GST	inc GST
1-1/4"	S757H	\$1,450	\$1,595
1-1/2"	S757I	\$1,450	\$1,595
2"	S757J	\$1,540	\$1,694

MODEL	PK-35F/HPK-45		HPK-50		HPK-65		HPK-80/HPK-80NC		HPK-100NC	
ORDER CODE	S745/S749		S750		S754		S756/S756C		S758C	
Profile Section	max. size	min. int.Ø	max. size	min. int.Ø	max. size	min. int.Ø	max. size	min. int.Ø	max. size	min. int.Ø
	60x10	500	60x10	600	60x10	500	80x20	800	100x20	800
	40x10	400	20x10	300	20x5	250	30x10	300	30x10	400
	100x15	450	100x15	600	80x20	500	125x25	600	160x35	800
	60x10	350	50x10	300	50x5	250	60x5	300	80x5	400
	35x35	900	35x35	600	32x32	400	45x45	500	60x60	750
	20x20	300	15x15	300	12x12	250	15x15	380	15x15	400
*	Ø35	600	Ø35	600	Ø35	350	Ø50	500	Ø75	800
*	Ø30	400	Ø20	300	Ø10	250	Ø15	380	Ø15	450
*	Ø70x2	1000	Ø70x2	1200	Ø60x2	600	Ø100x2.5	1200	Ø125x2.5	1400
*	Ø30x2	500	Ø25x1.5	400	Ø15x1.5	200	Ø15x1	380	Ø15x1	450
*	Ø2"x2.9	1000	Ø2"x2.9	1000	Ø2"x3.91	400	Ø3"x5.48	800	Ø4"x6.02	1000
*	Ø1"x2.3	350	Ø1/2"x2.3	300	Ø1/2"x2.77	200	Ø1/2"x2.77	380	Ø1/2"x2.77	450
*	50x50x3	1700	50x50x3	1600	45x45x3	600	70x70x3	1300	80x80x5	1500
	40x40x3	600	20x20x2	400	20x20x2	300	25x25x2	400	25x25x2	450
	50x50x5	1000	50x50x6	600	60x60x6	650	80x80x8	800	100x100x12	1000
	40x40x5	600	30x30x3	400	30x30x4	350	30x30x3	450	40x40x4	700
Motor Power kW/V	1.5/240 ~ 1.5/415		1.1/415		3/415		4/415		7.5/415	
Weight kg	400 / 450		500		1000		1700		3650	
PRICE ex GST	\$5,990/\$8,890		\$11,750		\$20,950		\$24,500/\$36,250		\$54,500	
PRICE inc GST	\$6,589/\$9,779		\$12,925		\$23,045		\$26,950/\$39,875		\$59,950	

Tube Bender - Round & Square



TBRS-25

- Suitable for 1.2mm wall thickness in mild steel
- 8 Formers
- Weighs 28kg

Includes Formers: Square: 19.05 & 25.4mm ✓
Round: 9.52, 12.7, 14.29, 15.87, 19.05 & 22.22mm ✓

CODE	ex GST	inc GST
T055	\$270	\$297



Pool Fence - Tube Bender

TBPF

- Ø15.87mm tube to 180° at 100mm centres



CODE	ex GST	inc GST
T045	\$630	\$693



Optional Formers & Follow Rollers

TYPE	Tube mm	Former mm	CODE	ex GST	inc GST
Former	Ø15.87	Ø110	T045C	\$170	\$187
Follow Roller	Ø15.87	Suits T045C	T045D	\$65	\$71.50
Former	Ø19.05	Ø110	T045B	\$170	\$187
Follow Roller	Ø19.05	Suits T045B	T045A	\$65	\$71.50

Hydraulic Pipe Benders

MPB-2SH

- 6 x pipe formers (1/2", 3/4", 1", 1-1/4", 1-1/2", 2")
- Designed to work on its side as well as vertically
- Long stroke 12 tonne ram for up to a 90° bend in one operation
- Quick action removable pins allows fast tooling change
- Hydraulic ram - 2 stage pump
- Quick action flip over top frame
- Portable on wheels

PB-2

- 6 cast aluminium alloy pipe formers to suit (Ø1/2", Ø3/4", Ø1", Ø1-1/4", Ø1-1/2", Ø2" water pipe)
- Light weight aluminium alloy formers with large angle of arc to support pipe during bending. This results in a bend of superior quality
- Cross section of formers is of "elliptical" form to minimise flattening of bend
- Solid fabrication flip top frame for easy pipe & former replacement
- Hydraulic ram now with 2 stage pump & a spring return ram
- Flip top frame for easy pipe placement & removal and changing of former size
- Spring return ram, retracts ram when bend is complete
- Quick & easy to adjust guide pins to suit pipe
- Bending angle measuring stop, allows repeat bending with ease
- Bend pipe up to a maximum of 90°
- Complete with six formers, two bobbins (support rollers) & pins

MODEL		MPB-2SH	PB-2
ORDER CODE		P064	P075
Type	~	Manual/Hyd.	Manual/Hyd.
Hydraulic Jack	Tonne	12 (2 Stage)	12
Formers	No./Size	6 / (1/2" ~ 2")	6 / (1/2" ~ 2")
Weight	kg	50	65
PRICE	ex GST	\$390	\$1,450
PRICE	inc GST	\$429	\$1,595

Tube Benders

TBRD & TBSQ

- Includes 5 formers - 12.7, 15.87, 19.05, 22.22 & 25.4mm
- Made in New Zealand

Type	CODE	ex GST	inc GST
Round	T051	\$790	\$869
Square	T050	\$1,050	\$1,155



Stand
\$440 ex GST
\$484 inc GST (T054)

Optional Formers

ORDER CODE	T047	T049	T052
Former Type	Round Set	Square Set	Round
Tube Capacity	12.7~25.4mm	12.7~25.4mm	28.57mm
PRICE ex GST	\$670	\$990	\$290
PRICE inc GST	\$737	\$1,089	\$319



MPB-2SH



PB-2



Electric Tube Bender

DB-32

- Digital readout display 0-180° for repetitive bends
- Complete with 5 tube formers (15.87, 19.05, 22.22, 25.4 & 31.75mm)
- Auto stop at pre-selected angle
- Forward & reverse switch

Optional Former Ø28.57mm

CODE **ex GST** **inc GST**
T072 **\$290** **\$319**



Includes Stand



Made in Taiwan



Watch Video

MODEL	DB-32
ORDER CODE	T070
Steel Wall Thickness	mm 2
Stainless Steel Wall Thick.	mm 1.6
Tube Capacity Ø	mm 15.87 ~ 28.57
Digital Angle Readout	degrees 0 - 180°
Motor Power	kW/hp 1.7 / 2.3
Voltage	V 240
Dimensions (LxWxH)	cm 78 x 24 x 55
Weight	kg 32.56
PRICE	ex GST \$2,390
PRICE	inc GST \$2,629

Digital - Electric Pipe & Tube Benders



TB Series - Digital electric pipe & tube benders are accurate powerful bending machines. With the ability to bend large diameters as well as thin delicate pipes with optimum, constant bending radii without any pipe deformation. This compact & versatile pipe and tube bending unit represents great value for a minimal investment.

TB Series

- Cast iron body tube bender
- User friendly digital control panel with microprocessor, allowing users to set the required bending angles. Capable of storing 50 programs with 9 bends per program
- Electric brake and automatic return to stop
- Designed to bend tube and pipe with constant bending radius without deformation
- Pipe formers consist of a die former & a follow roller to suit each size
- 210° maximum bending angle
- Includes formers: (1/2", 3/4", 1" & 1-1/4" NB Pipe)



Watch Video




Included Formers



Digital Control Panel



Deadman's Safety Buttons-Left & Right



Quick Action Clamp



Optional Accessories



(T610)



(T620)



(T615)

SUITS	TUBE FORMERS	CODE	ex GST	inc GST
TB-42, TB-60, TB-70	25.4, 31.8, 38.1mm	T610	\$1,990	\$2,189
TB-60, TB-70	51mm	T620	\$1,520	\$1,672
SUITS	PIPE FORMERS	CODE	ex GST	inc GST
TB-70	1-1/2" NB	T614	\$1,150	\$1,265
TB-70	2" NB	T615	\$1,390	\$1,529

MODEL	TB-60	TB-70
ORDER CODE	T606	T607
Steel Tube (OD)	mm Ø51 x 2	Ø51 x 3
Copper & Annealed Brass Tube (OD)	mm Ø51 x 2	Ø51 x 4
Stainless Steel Tube (OD)	mm Ø38 x 1.6	Ø51 x 2
Aluminium Tube (OD)	mm Ø51 x 3	Ø51 x 5
Steel Pipe - Medium (NB)	Inch 1-1/4" x 1/8"	2" x 1/8"
Centre Line Bending Radius	3 - 4 x Diameter	3 - 4 x Diameter
Motor Power	kW/hp 1.1 / 1.5	2.2 / 3
Voltage	V 240	415
Dimensions (LxWxH)	cm 78 x 48 x 59	87 x 62 x 115
Weight	kg 157	274
PRICE	ex GST \$7,390	\$14,950
PRICE	inc GST \$8,129	\$16,445

Pipe & Tube Rotary Draw Bender



RDB-050 - Manual



NOTE: Image shown with optional tooling



Watch Video

- Tackles up to 63.5mm OD mild steel with 3.05mm wall thickness, 50.8mm OD Chromoly with 3.05mm wall thickness and 1-1/2" NB schedule 40 pipe
- Choose from depending on material type, OD, and wall thickness, to proper speed for each application
- 3 Bending speeds - 1 produces 4° per pull, 2 produces 8° per pull for intermediate materials, 3 produces 12° per pull for lighter gauge materials
- Bends up to 200° in one shot without you needing to stop and reset the machine
- All pivot points use aluminium bronze bushings and thrust washers for long machine life
- Quick-release hook arm inserts assist, can do complete changeover in 1 minute or less
- Anti-spring back mechanism holds each bend in place as the operator ratchets forward

Includes: Stand ✓ Bend Handle ✓ Degree Dial ✓



Full Range Of
Formers Available

see www.machineryhouse.com.au

MODEL	RDB-050	
ORDER CODE	B8000	
Round Tube - Steel, Aluminium	mm	Ø19.05 ~ Ø63.5
Round Tube - Stainless, Chromoly	mm	Ø19.05 ~ Ø50.8
Round Tube Wall Thickness - Steel	mm	Ø3.05
Round Pipe (NB) - Steel	mm	3/4 ~ 1-1/2"
Solid Rod - Mild Steel	mm	25.4
Weight	kg	132
PRICE	ex GST	\$2,990
PRICE	inc GST	\$3,289

Hydraulic Pipe & Tube Rotary Draw Bender



RDB-125 - Hydraulic

- Requires only 240-volt, single-phase power for easy plug-in almost anywhere
- Bends up to 63.5mm OD tubing, 50.8mm OD Chromoly, 50.8mm square tubing, and 2" schedule 40 pipe
- Bends up to 200°, allowing for true 180° bends without having to re-pin the die set
- Built-in anti-spring back mechanism lets hydraulic cylinder retract without losing its place in the bend



Includes: Foot Pedal Control with Forward & Reverse ✓



Watch Video



Full Range Of
Formers Available

see www.machineryhouse.com.au

MODEL	RDB-125	
ORDER CODE	B8075	
Operation	Type	Hydraulic
Round Tube - Mild Steel	mm	Ø6.35 ~ Ø63.5
Round Tube - Aluminium	mm	Ø6.35 ~ Ø63.5
Round Tube - Stainless Steel	mm	Ø6.35 ~ Ø60.32
Round Tube - Chromoly	mm	Ø6.35 ~ Ø50.8
Square Tube - RHS Mild Steel	mm	19.05 ~ 50.8
Round Pipe (NB) - Steel, Aluminium	Inch	Ø1/2" ~ Ø2"
Round Pipe (NB) - Stainless Steel	Inch	Ø1/2" ~ Ø1-1/2"
Round Tube Wall Thickness - Steel	mm	3.17
Solid Rod - Mild Steel	mm	Ø31.75
Voltage	V	240
Weight	kg	250
PRICE	ex GST	\$11,990
PRICE	inc GST	\$13,189



NOTE: Image shown with optional tooling



RDB-175

- Maximum capacity of 2" NB schedule 40 pipe and up to 63.5mm OD tubing with a wall thickness of 3.048mm mild steel
- Rotary draw executes 180° bends in a smooth single motion
- Auto-stop programming lets you achieve the desired bend angle without worrying about accuracy
- Easy-to-read digital degree indicator to monitor bend progress and check angles
- Ratcheting counter die adjustment allows for quick tooling changes



Made in USA

Includes: Foot Pedal Control with Forward & Reverse ✓

MODEL ORDER CODE		RDB-175 B8080
Round Tube - Steel, Aluminium	mm	Ø6.35 ~ Ø63.5
Round Tube - Stainless Steel	mm	Ø6.35 ~ Ø60.32
Round Tube - Chromoly	mm	Ø6.35 ~ Ø50.8
Square Tube - RHS Mild Steel	mm	19.05 ~ Ø50.8
Round Pipe (NB) - Steel, Aluminium	Inch	Ø1/2" ~ Ø2"
Round Pipe (NB) - Stainless Steel	Inch	Ø1/2" ~ Ø1-1/2"
Round Tube Wall Thickness - Steel	mm	3.17
Solid Rod - Mild Steel	mm	Ø31.75
Centre Line Radius	Inch	1" ~ 9"
Angle Capacity	deg	180°
Voltage	V	240
Weight	kg	318
PRICE	ex GST	\$16,450
PRICE	inc GST	\$18,095



Ratcheting Counter Die Adjustment



Full Range Of Formers Available

see www.machineryhouse.com.au



Digital Auto Stop




Industrial Grade Low Pressure Hydraulic System

Full Range Of Formers Available

see www.machineryhouse.com.au



Watch Video



NOTE: Image shown with optional tooling



RDB-500

- Industrial-grade, low-pressure hydraulic system runs on 415Volt 3-phase power
- Maximum capacity of Ø3" schedule 40 pipe, 76.2mm square & 88.9mm round tube (4.77mm wall mild steel)
- Maximum centre line radius of 508mm, depending on wall thickness and material
- Bends pipe up to 206° in a single shot, without stopping or ratcheting
- Digital auto-stop accepts desired bend degree for ease & accuracy
- Solid steel framework, ensures durability & accuracy



Made in USA

Includes: Foot Pedal Control ✓

MODEL ORDER CODE		RDB-500 B8105
Round Tube - Mild Steel	mm	Ø6.35 ~ Ø76.2
Round Tube - Aluminium, Chromoly	mm	Ø6.35 ~ Ø88.9
Round Tube - Stainless Steel	mm	Ø6.35 ~ Ø73
Square Tube - RHS Mild Steel	mm	19.05 ~ 50.8
Round Pipe (NB) - Mild Steel	Inch	Ø1/2" ~ Ø3"
Round Pipe (NB) - Stainless Steel	Inch	Ø1/2" ~ Ø2-1/2"
Round Pipe (NB) - Aluminium	Inch	Ø1/2" ~ Ø3-1/2"
Round Tube Wall Thickness - Steel	mm	6.5
Solid Rod - Mild Steel	mm	Ø50.8
Centre Line Radius	Inch	1" ~ 20"
Angle Capacity	deg	206°
Voltage	V	415
Weight	kg	880
PRICE	ex GST	\$47,950
PRICE	inc GST	\$52,745



NOTE: Image shown with optional tooling

BAILEIGH RDB-250

- Runs on 240-volt single-phase power
- Tackles heavy-duty materials, bending up to 63.5mm OD tubing and 2" schedule 40 pipe
- Rotary draw bender smoothly executes 180° bends in just 9 seconds and can complete up to 360° bends



Made in USA

Includes: Foot Pedal Control with Forward & Reverse ✓



NOTE: RDB-325 image shown with optional tooling

BAILEIGH RDB-325

- Runs on 415-volt three-phase power
- Rotates up to 360° degrees in either direction
- Easy-to-use touch screen, stores up to 170 programs of 10 bends each in its internal memory and accepts limitless external memory
- Also accepts memory cards (standard 2CB SD card, max) to store programs



Made in USA

Includes: Foot Pedal Control with Forward & Reverse ✓

Full Range Of
Formers Available

see www.machineryhouse.com.au



Optional Rotary Positioning Tables

- 203mm 3 jaw self centring chuck with 63.5mm bore
- Chuck can hold material from 6.35mm ~ 114.3mm
- Utilises mechanical stops for accurate repeatability



SUITS	MODEL	TABLE CODE	ex GST	inc GST
RDB-250	IDX-10-250-M	3 Metre B8110	\$9,050	\$9,955
RDB-250	IDX-20-250-M	6 Metre B8111	\$11,950	\$13,145
RDB-325	IDX-10-325-M	3 Metre B8112	\$9,050	\$9,955
RDB-325	IDX-20-325-M	6 Metre B8113	\$11,950	\$13,145
RDB-350-TS	IDX-10-350-M	3 Metre B8114	\$9,050	\$9,955
RDB-350-TS	IDX-20-350-M	6 Metre B8115	\$11,950	\$13,145

MODEL ORDER CODE		RDB-250 B8085	RDB-325 B8090	RDB-350-TS B8095
Round Tube - Mild Steel	mm	Ø6.35 - Ø63.5	Ø6.35 - Ø76.2	Ø19.05 - Ø76.2
Round Tube - Aluminium	mm	Ø6.35 - Ø63.5	Ø6.35 - Ø76.2	Ø19.05 - Ø88.9
Round Tube - Stainless Steel	mm	Ø6.35 - Ø60.32	Ø6.35 - Ø76.2	Ø19.05 - Ø76.2
Round Tube - Chromoly	mm	Ø6.35 - Ø50.8	Ø6.35 - Ø76.2	Ø19.05 - Ø63.5
Square Tube - RHS Mild Steel	mm	19.05 - 50.8	19.05 - 50.8	12.7 - 50.8
Round Pipe - Mild Steel	Inch	Ø1/2" - Ø2"	Ø1/2" - Ø2"	Ø1/2" - Ø2-1/2"
Round Pipe - Aluminium	Inch	Ø1/2" - Ø2"	Ø1/2" - Ø2"	Ø1/2" - Ø3"
Round Pipe - Stainless Steel	Inch	Ø1/2" - Ø1-1/2"	Ø1/2" - Ø2"	Ø1/2" - Ø2"
Solid Rod - Mild Steel	mm	Ø31.75	Ø31.75	Ø38.1
Centre Line Radius	Inch	1" - 9"	1" - 16"	1-1/2" - 24"
Angle Capacity	deg	180°	180°	180° (~360°)
Voltage	V	240	415	415
Weight	kg	261	499	651
PRICE	ex GST	\$23,450	\$29,950	\$40,950
PRICE	inc GST	\$25,795	\$32,945	\$45,045



NOTE: Image shown
with optional tooling



RDB-350-TS

- Capacity of 2-1/2" schedule 40 pipe and 76.2mm OD tube with 4.75mm wall thickness
- Easy-to-use touch screen or handy foot pedal can both operate the bender
- Programmer can also keep track of rotational orientation
- Bends to 360° in one shot, both left and right
- You can program the desired angle, material spring back, and bend speed for easy repeatability
- 320° rotation of the controller lets you operate RDB-350-TS from any side of the machine



Includes: Foot Pedal Control with Forward & Reverse ✓

Full Range Of
Formers Available



NOTE: Specification table on page 168

see www.machineryhouse.com.au

N-16 Sheet Metal Notcher

- 150 x 150 x 1.6mm mild steel
- Bottom blades have 4 cutting edges
- Cast base & body insures extreme rigidity & durability
- Adjustable guides



MODEL	N-16	
ORDER CODE	S247	
Max. Thickness (MS)	mm	1.6
Notcher Capacity	mm	150 x 150
Stroke on Ram	mm	20
Weight	kg	83
PRICE	ex GST	\$750
PRICE	inc GST	\$825




Hydraulic / Pneumatic Sheet Metal Notchers

PN-130 - Pneumatic - 130 x 130 x 3mm
HN-220 - Hydraulic - 200 x 200 x 4mm

- A transparent safety blade guard enables scribed lines to be lined to the cutting blade quickly and accurately
- Adjustable material stops and guides on both sides of the cutting blade
- Heavy constructed cast iron working table



Adjustable Material Guides
HN-220



Mitre Guide
PN-130

MODEL	PN-130		HN-220
ORDER CODE	S231		S232
Operation Type	Pneumatic		Hydraulic
Notcher Capacity	mm	130 x 130	200 x 200
Max. Thickness (MS)	mm	3	4
Table Size	mm	600 x 460	700 x 600
Strokes	per/min	50	50
Working Force	Tonne	2.2	12
Working Pressure	PSI	115	~
Motor Power	kW / hp	~	2.2 / 3
Voltage	V	~	415
Weight	kg	246.2	410
PRICE	ex GST	\$4,250	\$8,490
PRICE	inc GST	\$4,675	\$9,339

PN1/2-2 Pipe & Tube Notching Attachment

- Ø19.05 - Ø50.8mm OD tube capacity
- 1-1/2" NB pipe capacity
- Adjustable pipe/tube clamp 0° - 60° scale with 1° increments
- Adjustable drill shaft height guide & mounting base bracket
- Needle roller bearing guides for drill shaft
- Note: Hole-saw cutters sold separately

CODE	ex GST	inc GST
P090	\$90	\$99



HAFCO



Hole Saw Set - HSS

- 11 Piece HSS M42Bi-Metal set
- Includes 1 x 3/8" shank arbor & 1 x 1/2" arbor, Pilot drill & spring
- Supplied in blow mould case




CODE	ex GST	inc GST
D102	\$120	\$132



PNP-3/4-3" Offset Pipe & Tube Notcher

- The cutter centreline is height adjustable to accommodate a wide variety of workpieces
- Accepts hole saw thread sizes: 1/2" x 20tpi, 5/8" x 18tpi
- Adjust cutting angle up to 50°
- Works with 12mm chuck hand drill
- 25mm steel shaft



CODE	ex GST	inc GST
P092	\$220	\$242

HAFCO

ATN100M Modular Pipe & Tube Notcher

- Notch Ø25 - Ø63.5mm OD pipes or square tubes at any angle
- Accepts hole saw thread sizes: 1/2"-20, 5/8"-18
- Height adjustable cutter centreline
- Adjust cutting angle up to 90°
- Double bearing block, 25mm steel shaft
- Includes 2 x aluminium V-blocks & 1 x clamp with magnetic V-pad



CODE	ex GST	inc GST
W08180	\$340	\$374

BuildPro™

Pipe & Tube Notchers

BAILEIGH INDUSTRIAL

TN-250

- Notches up to 63.5mm OD tube
- Our patented self-centring vice can clamp down anywhere on tube
- Fully-adjustable axis accommodates almost any notch combination
- Carriage pivots up to 220° left to right, allowing access to rear side of notch
- 2 slotted mounting rails move up and down with scales for offset notches up to 25.4mm and allow for almost any position of the bearing block
- Large engraved degree dial, get those back-side notches lined up
- 31.75mm Thompson® shaft in sealed & oiled needle bearings for smooth performance
- Heavy-duty 19.05mm steel plate backbone and all-interlocking components create a rigid platform that reduces vibration and prolongs the life of the hole saws
- Requires a 12.7mm hand drill



Made in USA



Watch Video

NOTE: Hole saw cutters sold separately

METALMASTER

PNM-3

- Notches 12.7 - 76.2mm OD Tube and 1/2" - 2-1/2" NB schedule 40 pipe
- Double linear guide ways for smooth trouble-free operation.
- Adjustable notch angle up to 220 degrees with the ability to offset the height of the notch + 35mm
- Quick action angle adjustment handle with easy to see degree markings
- Self-centring vice with double V-Shaped jaws to securely clamp the material



MODEL ORDER CODE		TN-250 B8500	PNM-3 P094
Tube Capacity	mm	Ø12.7 ~ Ø63.5	Ø12.7 ~ Ø76.2
Pipe Capacity NB	Inch	Ø1/2" ~ Ø2"	Ø1/2" ~ Ø2-1/2"
Angle Adjustment	deg	0 - 75°	0 - 60°
Notching Cutter	type	Hole Saw	Hole Saw
Motor Power	kW/hp	~	0.375 / 0.5
Voltage	V	~	240
Weight	kg	20	100
PRICE	ex GST	\$1,570	\$1,490
PRICE	inc GST	\$1,727	\$1,639

Pipe & Tube Notchers



Features

- Powerful 3kW / 4hp, 415V motor with overload protection
- 2 x speed motor 1400rpm for stainless steel, 2800rpm for steel
- Quick action compound swivel vice from 30-90°
- Heavy duty leadscrew vice for increasing clamp pressure
- Quick change belt system for fast and easy change of grinding rolls – no tools required
- Solid pedestal stand with built in storage rack for notching rollers



Includes: Ø1-1/4" NB pipe or Ø42mm tube ✓ 1 x finishing belt ✓



PN-76E

- Double working stations for Notching & de-burring
- Spring device allows for continuous belt tension



PN-76HD

- Triple working stations for Notching, de-burring & edge sanding
- Large diameter bearings on notching rollers for HD applications
- Pre-set spring device allows for continuous belt tension



Covered Storage Rack for Included Rollers PN-76HD

Includes Rollers to Suit:

- ✓ Ø1/2" NB pipe or Ø20mm tube
- ✓ Ø3/4" NB pipe or Ø26mm tube
- ✓ Ø1" NB pipe or Ø32mm tube
- ✓ Ø1-1/4" NB pipe or Ø42mm tube
- ✓ Ø1-1/2" NB pipe or Ø48mm tube
- ✓ Ø2" NB pipe or Ø60mm tube
- ✓ Ø2-1/2" NB pipe or Ø76mm tube

Optional Rollers - suits PN-76E



ORDER CODE	L853	L854	L855	L856
NB Pipe	Inch	1/2"	3/4"	1"
Tube	mm	20	26	32
PRICE ex GST	\$60	\$65	\$70	\$80
PRICE inc GST	\$66	\$71.50	\$77	\$88



ORDER CODE	L857	L858	L859
NB Pipe	Inch	1-1/2"	2"
Tube	mm	48	60
PRICE ex GST	\$90	\$90	\$100
PRICE inc GST	\$99	\$99	\$110

MODEL	PN-76E	PN-76HD
ORDER CODE	L850	L851
NB Pipe Capacity	Inch	Ø1/2" - Ø2-1/2"
Tube Capacity	mm	Ø20 - Ø76
Belt Size	mm	100 x 2000
Motor Speed	rpm	1400 / 2800
Motor Power	kW/hp	3 / 4
Voltage	V	415
Weight	kg	160
PRICE ex GST	\$1,500	\$2,350
PRICE inc GST	\$1,650	\$2,585



TN-800-CE

- 1hp motor runs on 240-volt power
- Notches up to 60°
- Carefully-chosen milling speed of 300rpm balances cutting power with long machine life and low wear and tear
- Our tooling-free design lets you simply dial in the OD that you want to notch & the tube notcher will change its eccentric path and produce a perfect notch
- Vice adjusts in just about every way possible, featuring X and Y-axis control to ensure a good cutting position
- Degree or angle-finder makes it simple to check the angle and ensure repeatability



Watch Video



Includes: Includes 25.4mm end mill & portable cart with wheels, so that when you're not using the TN-800-CE you can roll it out of the way ✓

MODEL	TN-800-CE
ORDER CODE	B8550
Tube Capacity	mm
Pipe Capacity NB	Inch
Angle Adjustment	deg
Notching Cutter	type
Motor Speed	rpm
Motor Power	kW/hp
Voltage	V
Weight	kg
PRICE ex GST	\$18,950
PRICE inc GST	\$20,845

Automotive Restoration

Edge Seaming Pliers

METALMASTER

- Designed for bending sheet metal edges
- Plastic coated handles
- Made from high quality steel



MODEL		EP-180	EP-90
ORDER CODE		S203	S205
Jaw Angle	deg.	180	90
Jaw Width	mm	57	57
Depth of Insertion	mm	60	55
Overall Length	mm	275	260
PRICE	ex GST	\$49	\$55
PRICE	inc GST	\$53.90	\$60.50

FBH-14 Auto Body File Holder

- Cast aluminium with flexible spring steel file support
- Adjustable turnbuckle for file curve
- Ergonomically hand grip for comfort

METALMASTER



CODE	ex GST	inc GST
F150	\$40	\$44

FBF-09T / FBF-12T

FILE	CODE	ex GST	inc GST
9 TPI	F155	\$35	\$38.50
12 TPI	F156	\$39	\$42.90

355mm
File
Length

JPP-1 Joggler & Punch Plier

METALMASTER

- Dual head: crimp flange & punch tool
- Fast conversion by simply turning the head
- 1mm sheet metal capacity
- 13mm x 22mm crimp (DxW)
- Ø5mm hole punch
- Fitted with non-slip PVC grips
- Spring return handle & tool head



CODE	ex GST	inc GST
S200	\$90	\$99



Punching Ø5mm Hole

PPS-7 Hole Punch Set

- 1.2mm thickness capacity
- Steel body hole punch plier
- 3/32", 1/8", 5/32", 3/16", 7/32", 1/4" & 9/32" punches & dies



CODE	ex GST	inc GST
P112	\$54	\$59.40

Includes
Plastic
Storage
Case



DDS-75 Dimple Die Set

- 9 Piece dimple die kit for flaring existing holes
- Manufactured from high strength chrome-molybdenum steel
- Simple to use with basic hand tools or in a workshop press
- Die sizes: 1/2", 3/4", 1", 1-1/4", 1-1/2", 1-3/4", 2", 2-1/2", 3"
- 2 x Press adaptors for use in workshop press
- 2 x Draw bolts for use with basic hand tools

New
Release

CODE	ex GST	inc GST
P040	POA	POA



METALMASTER

Auto Panel Restoration Kits

METALMASTER

ABR-7 - DIY

- Drop forged, heat treated steel
- Precision ground & polished faces
- 1 x Crown face with pick hammer
- 1 x Flat faced with straight pein hammer
- 1 x Double ended shrinking hammer
- 1 x Utility dolly
- 1 x Curved dolly
- 1 x Heel dolly
- 1 x Double ended hand dolly



CODE	ex GST	inc GST
H885	\$90	\$99

HAFCO

ABR-7P - Professional

- Drop forged, heat treated steel
- Precision ground & polished faces
- 1 x Pick + finishing hammer
- 1 x Straight pein + finishing hammer
- 1 x Reverse curve hammer
- 1 x Utility dolly
- 1 x Curved dolly
- 1 x Heel dolly
- 1 x Thin toe dolly



CODE	ex GST	inc GST
H886	\$220	\$242

METALMASTER



ABR-10M - Master

- Drop forged, heat treated steel
- Precision ground & polished faces
- 1 x Door skin hammer
- 1 x Flat dresser hammer
- 1 x Fender & panel dinging hammer
- 1 x Angle dolly
- 1 x High crown dolly
- 1 x Angle & flat short double spoon
- 1 x Anvil dolly
- 1 x Drip moulding spoon
- 1 x Light dinging spoon
- 1 x Short single spoon



CODE	ex GST	inc GST
H887	\$320	\$352

METALMASTER

Specifically
selected by Australian
metal shaping and
restoration specialists
(ABR-10M)



Metal Panel Restoration Dollies




SDS-5 Steel Straight T-dolly Set



- Ø13 x 70mm
- Ø16 x 80mm
- Ø20 x 95mm
- Ø25 x 110mm
- Ø30 x 140mm

CODE	ex GST	inc GST
S223	\$75	\$82.50

SDL-2 Steel Straight T-dolly Set



- Ø40 x 170mm
- Ø50 x 200mm

CODE	ex GST	inc GST
S2231	\$90	\$99

TPD-3 Steel Tapered Dolly Set



- Ø10 ~ Ø25.4
- Ø10 ~ Ø38
- Ø10 ~ Ø50.8

CODE	ex GST	inc GST
S2232	\$125	\$137.50


CD-3 Steel Curved Dolly Set



- Ø13 x 145mm
- Ø19 x 146mm
- Ø25.4 x 204mm

CODE	ex GST	inc GST
S2233	\$70	\$77

MDS-2 Steel Mushroom Dolly Set



- Ø48mm domed head
- Ø70mm domed head

CODE	ex GST	inc GST
S2234	\$50	\$55

MDL-2 Steel Mushroom Dolly Set



- Ø120mm domed head
- Ø150mm domed head

CODE	ex GST	inc GST
S2235	\$170	\$187

OVD-1 Oval Dolly - Large



- Made from cast steel
- 280 x 160 x 60mm

CODE	ex GST	inc GST
S2236	\$200	\$220

BDL-1 Bowl Dolly - Large



- Ø150mm
- Ideal for forming bowls

CODE	ex GST	inc GST
S2237	\$110	\$121

SBT-320 Steel Table for Sand Bag



- Ø320mm table
- Use with the DS-880 (S2238) dolly stand & leather sand bags

CODE	ex GST	inc GST
S2240	\$75	\$82.50

DS-880 Steel Dolly Stand



S2240 Shown with Optional Stand S2238

- 880mm height
- Suits all domes

CODE	ex GST	inc GST
S2238	\$200	\$220



Shown with optional dollies

BTDS-128 Dolly Stand Holder



- Designed to mount on work bench
- 150mm height
- Suits all dollies

CODE	ex GST	inc GST
S2239	\$40	\$44

Welding Clamp Sets

MWC-4 - Micro

- Set of 4
- 0 - 7mm clamping cap.
- Spring loaded opening via thumb lock
- Self aligning & serrated clamp faces for increased grip
- Manufactured from steel
- 17mm throat depth

CODE	ex GST	inc GST
W112	\$27	\$29.70



BWC-4 - Butt

- Set of 4
- 0 - 3mm clamping cap.
- Level adjusting screws
- Knurled adjusting screw head
- Patented panel alignment system
- 16mm throat depth

CODE	ex GST	inc GST
W113	\$29	\$31.90



*See more clamps on page 210

Leather Steel Shot & Sand Bags

METALMASTER

Thick grain leather bag for extended life and blemish free metal surface. These bags have suede outer surface for forming and a extremely tough inner surface to resist abrasive wear from media, also includes a reinforced hook & loop seal for easy adjustment of the fill to suit your requirements and the ability to change to different media such as lead shot.

RTSB-100 Leather Steel Shot Bag

- 150 x 100mm
- Pre-filled with steel shot



CODE	ex GST	inc GST
S214	\$60	\$66

RTSBS-2 Leather Sand Bags

- 200 x 305mm
- 305 x 460mm
- Pre-filled with fine sand



CODE	ex GST	inc GST
S212	\$120	\$132



Shown With Nylon Bossing Mallet

RSBS-3 Leather Sand Bags

- Ø150, Ø254, Ø356mm pre-filled with fine sand



CODE	ex GST	inc GST
S210	\$120	\$132



Shown With Nylon Bossing Mallet

Contour Gauges

- Made from impact resistant plastic
- 45mm maximum contour depth
- Metric & imperial scale
- Magnetic rear side



MODEL	LENGTH mm	CODE	ex GST	inc GST
CTG254	254	M967	\$32	\$35.20
CTG508	508	M968	\$50	\$55.00

SF-35M Slapping File

- 2nd cut medium file
- Used on car panels for restoration repairs
- PVC handle for better grip



CODE	ex GST	inc GST
F160	\$50	\$55

PPG-4 Panel Profile Gauge

METALMASTER

- Ideal on large body panels such as fenders, doors or hoods
- Quick & easy to lock into position thumb screws - no tools needed
- Spring steel profile gauge
- 1220 x 230mm (length x depth)



Shown On Truck Fender with 2 Curves



Quick Locking Thumb Screws

CODE	ex GST	inc GST
M969	\$100	\$110

Nylon Mallet Sets

METALMASTER

NMS-3S

- Flat & radius end
- 1 x Ø60 x 100mm, 85mm radius end
- 1 x Ø60 x 180mm, 57mm radius end
- 1 x Ø60 x 250mm, 45mm radius end
- Nylon head pressed & screwed to handle
- Genuine oak 290mm long handle



CODE	ex GST	inc GST
H895	\$170	\$187



NMS-3T

- Tapered & radius end
- 1 x Ø50 x 173mm, 38 & 14mm radius ends
- 1 x Ø68 x 197mm, 38 & 16mm radius ends
- 1 x Ø66 x 210mm, 45 & 28mm radius ends
- Nylon head pressed & screwed to handle
- Genuine oak 290mm long handle



CODE	ex GST	inc GST
H896	\$170	\$187



Universal Rotisserie

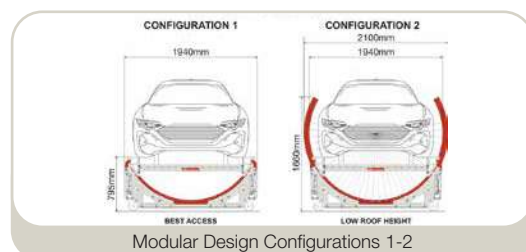
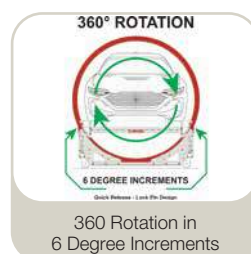



Shown with Car Body Rear View

METALMASTER ROT8A-360

- 1500kg (750kg each side) WLL capacity
- 1940-3000mm adjustable width
- 360° (6 degree increments) rotation angle
- Designed & developed in Australia with leading automotive craftsmen
- Modular design to suit low clearance openings such as most standard garage doors
- Indexable rotation with locking points every 6 degrees of rotation
- Space saving design with no overhang past chassis once mounted
- Heavy duty Ø150mm castor wheels with brakes for easy movement
- Adjustable cross beam to assist with load balancing for easy & safe rotation
- Lifting & tie down points for moving / loading & unloading
- Easy pack away design

CODE	ex GST	inc GST
A330	\$2,250	\$2,475



METALMASTER Urethane Bands

- Suits english wheels
- For light pressure metal forming up to 1mm thick sheet steel or 1.6mm aluminium
- Can be used to smooth out a 3D compound curve
- Main purpose is creating 2D curves
- Will not leave tracking marks



SIZE mm	CODE	ex GST	inc GST
50.8 x 203	S2160	\$27	\$29.70
70 x 197	S2161	\$35	\$38.50
76.2x 254	S2162	\$45	\$49.50

METALMASTER Nylon Anvils

- Suits english wheels
- Made from MC Nylon
- Shore scale hardness of D84



SIZE mm	PCS	CODE	ex GST	inc GST
50.8	5	S2170	\$250	\$275
50.8	4	S2172	\$200	\$220
70	5	S2174	\$270	\$297
70	4	S2176	\$220	\$242



EWBT-40



Lower Cradle Adjustment
EWBT-40



8mm Steel Plate Frame
EWBT-40



EWM-75



Cam Action Lever Tension



Die Storage Rack



EWHD-65



Quick Release
Cam Function



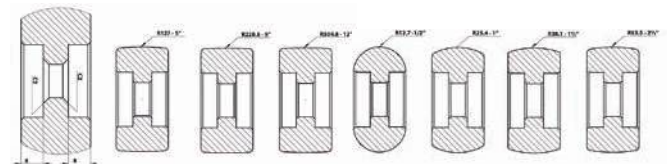
Hand Wheel

METALMASTER EWBT-40

- 400mm throat depth
- Heavy duty 8mm thick plate steel side plates
- Heavy steel frame spacer at the base for vice mounting
- 1.2mm mild steel capacity
- Upper wheel Ø146 x 25.4mm wide
- Wheel & anvils hardened to 45-50HRC

Includes: 7 lower anvils (all 24.5mm wide) in the following radius: 12.7mm (1/2"), 25.4mm (1"), 38.1mm (1-1/2"), 63.5mm (2-1/2"), 127.0mm (5"), 228.6mm (9") & 304.8mm (12") ✓

CODE	ex GST	inc GST
S2245	\$320	\$352



METALMASTER EWM-75

- 711mm throat capacity
- 1.6mm mild steel capacity
- 2mm copper & aluminium capacity
- Top anvil Ø203 x 50mm
- Heat treated dies

Includes: 50.8, 76.2, 101.6, 152.4, 203.2, 304.8mm radius dies ✓
1 x flat die ✓

CODE	ex GST	inc GST
S225	\$650	\$715

Optional Accessories *see page 183 for details

Type	SIZE mm	PCS	CODE	ex GST	inc GST
Urethane Band	50.8 x 203	1	S2160	\$27	\$29.70
Nylon Anvils	50.8	5	S2170	\$250	\$275
Nylon Anvils	50.8	4	S2172	\$200	\$220

METALMASTER EWHD-65

- 650mm throat depth
- 1.6mm mild steel capacity
- Heavy duty steel frame using twin 10mm plates for extra rigidity
- Upper wheel Ø203 x 50.8mm wide
- Wheel & anvils hardened to 45-50HRC
- Quick release anvil cradle for rapid & easy panel removal
- Comes with 7 lower anvils (all 50.8mm wide) in the following radius: flat, 50.8, 76.2, 101.6, 152.4, 203.2, 304.8mm

CODE	ex GST	inc GST
S2252	\$1,180	\$1,298

Optional Accessories *see page 183 for details

Type	SIZE mm	PCS	CODE	ex GST	inc GST
Urethane Band	50.8 x 203	1	S2160	\$27	\$29.70
Nylon Anvils	50.8	5	S2170	\$250	\$275
Nylon Anvils	50.8	4	S2172	\$200	\$220



EWHD-80



EWHD-100

METALMASTER EWHD-80

- 810mm throat depth
- 1.6mm mild steel capacity
- Top anvil Ø197 x 70mm
- Heavy duty steel frame using twin 10mm plates for extra rigidity
- Wheel & anvils hardened to 45-50HRC
- Independent adjustment on lower anvil cradle

Includes: 50.8, 101.6, 152.4, 203.2, 304.8, 609.6, 914.4mm radius dies ✓ 1 x flat die ✓

CODE	ex GST	inc GST
S2254	\$2,490	\$2,739

Optional Accessories *see page 183 for details

Type	SIZE mm	PCS	CODE	ex GST	inc GST
Urethane Band	70 x 197	1	S2161	\$35	\$38.50
Nylon Anvils	70	5	S2174	\$270	\$297
Nylon Anvils	70	4	S2176	\$220	\$242



Quick Release Cam, With Independent Side Adjust.



Heavy Steel Frame

METALMASTER EWHD-100

- 1016mm throat depth
- 1.6mm mild steel capacity
- Upper wheel Ø254 x 76.2mm wide
- Heavy duty steel frame using twin 14mm plates for extra rigidity
- Wheel & anvils hardened to 45-50HRC
- Independent adjustment on lower anvil cradle

Includes: 254 x 76.2mm upper wheel, 8 lower anvils in the following radii 50.8, 101.6, 152.4, 203.2, 304.8, 609.6, 914.4 & 1219.2mm, convenient anvil storage rack ✓

CODE	ex GST	inc GST
S2256	\$3,750	\$4,125

Optional Accessories *see page 183 for details

Type	SIZE mm	PCS	CODE	ex GST	inc GST
Urethane Band	76.2x 254	1	S2162	\$45	\$49.50

Lower Anvil Angle Adjustment
EWHD-10014mm Thick Steel
Plate Frame EWHD-100Wheel Anvil
EWHD-100Lower Anvil Cradle
Adjustment EWHD-100Die Storage Rack
EWHD-100



Includes 7 Sets of Rolls

METALMASTER SJ-24D Manual

- 1.2mm mild steel capacity for bead & flange rolls
- 1.0mm mild steel capacity for shearing rolls
- Heavy duty steel construction
- Strengthened frame with 16mm steel
- Ø25mm drive shafts
- Ø22mm spigot for mounting rollers
- Gear driven system

Includes: 7 Sets of rolls with Ø22mm bore: 1/4" (6.35mm) single bead roll set, 3/8" (9.5mm) single bead roll set, 1/2" (12.7mm) single bead roll set, 1/16" (1.6mm) flange roll set, 1/8" (3.2mm) flange roll set, 1/4" (6.35mm) flange roll set, Shearing roll set ✓

MODEL		SJ-24D
ORDER CODE		S641
Mild Steel Capacity	mm	1.2
Aluminium Capacity	mm	1.6
Throat Depth Max.	mm	460
Roll Diameter	mm	52
Weight	kg	46
PRICE	ex GST	\$360
PRICE	inc GST	\$396



Package Deal
S641 - Bead Roller,
S641M - Bead Roller Motor Kit
\$825 inc GST (K140)
SAVE \$110



Heavy Plate Steel Construction



Top Roll Pressure Adjustment Handle



Gear Driven Rollers



METALMASTER SJ-24MK - Bead Roller Motor Kit


- Convert your manual bead roller to power operated
- Suits SJ-24D bead roller
- Extra powerful 1/2hp, 240V motor
- Metal foot pedal allows you to vary the spindle speed at the pedal
- Forward & reverse switch



METALMASTER SJ-24GF - Adjustable Material Guide Fence

Length stop & fence guide system helps assist rolling accurate straight lines much more efficiently

- Suits SJ-24D bead roller
- Clamps onto bead roller frame
- 2 x locking bolts secures guide in desired position



Made From Steel

CODE	ex GST	inc GST
S641M	\$490	\$539

CODE	ex GST	inc GST
S641F	\$50	\$55




METALMASTER MBR-475XT Motorised

- 1.2mm mild steel capacity
- Heavy steel plate dual wall construction for increased rigidity
- Inverter controlled variable speed
- Forward / reverse via foot pedals
- Ø25mm drive shafts
- 22mm spigot for mounting rollers

Includes: Supplied with the following dies: 1/4" (6.35mm) bead roll set, 3/8" (9mm) bead roll set, 1/2" (12.7mm) bead roll set, 1/16" (1.6mm) flange roll set, 1/8" (3mm) flange roll set, 1/4" (6.35mm) flange roll set, Shearing roll set ✓

Includes Die Set

MODEL		MBR-475XT
ORDER CODE		S631
Mild Steel Capacity	mm	1.2
Aluminium Capacity	mm	1.6
Throat Depth Max.	mm	475
Throat Height	mm	50
Roll Diameter	mm	52
Weight	kg	70
PRICE	ex GST	\$950
PRICE	inc GST	\$1,045



Adjustable Top Shaft For Die Alignment



475mm Throat Depth and 50mm Height



Dual Wall Frame

METALMASTER BR-10FD - Forming Dies

- Suits SJ-24D & MBR-450 bead rollers
- 9 steel dies
- Polyurethane lower wheel
- Create offsets & flanges, form style lines, contours & channels
- Dies are machined out of CR12 steel with a 35 HRC hardness



CODE	ex GST	inc GST
S6411	\$240	\$264

METALMASTER BR-4RO - Round Over Dies

- Suits SJ-24D & MBR-450 bead rollers
- Fits most bead rollers with a 22mm shaft
- Includes 4 sets to create radius edges from 5/16" to 1-1/2"
- Dies are machined out of CR12 steel with a 35 HRC hardness




CODE	ex GST	inc GST
S6412	\$210	\$231



METALMASTER MBR-610XT Motorised

- New quick release mechanism on the top shaft
- Variable speed dial for superior control on all applications
- Forward / reverse foot pedal switches with emergency stop
- Heavy duty steel plate construction for increased rigidity
- Ø70mm hardened & keyed rollers for positive drive
- Both top & bottom shafts are geared & electrically driven
- 1.2mm mild steel capacity with 610mm throat
- Top shaft adjusts horizontally to easily & accurately align dies
- Ø25mm drive shafts with grease-able bronze bushes, Ø20mm spigot for mounting rollers
- Adjustable material depth guide
- Throat design allows clearance for up to 80mm on 90° return bends
- 300W 240V variable speed motor with reduction gearbox
- Fitted with two rear wheels to allow easy mobility

Includes: 12 sets of hardened rolls, (Ø20mm bore): 5/32" (4mm) beading dies, 1/4" (6.35mm) beading dies, 3/8" (9.5mm) beading dies, 15/32" (12mm) beading dies, 19/32" (15mm) beading dies, 1/16" (1.6mm) flanging dies, 1/8" (3mm) flanging dies, 1/4" (6.35mm) flanging dies, 3/8" (9.5mm) flanging dies, Ogee beading dies, Wiring dies, Shearing dies ✓



Quick release lever to the upper die shaft allowing you to remove your panel & then quickly go back to the same position without having to wind the adjustment handle



Adjustable Depth Gauge



Adjustable Top Shaft For Die Alignment

MBR-FWT - Steel Support Work Table

Great optional extra addition that simply makes it so much easier to support your sheet metal material

- Suits MBR-610XT & MBR-1070XT bead rollers
- 610 x 410mm table
- Fabricated from steel
- Powder coated finish



CODE	ex GST	inc GST
S6338	\$100	\$110

METALMASTER

MBR-SSK - Slow Speed Drive Kit

This simple to fit conversion kits allows you to reduce the speed by approximately 50% to maintain torque at slow speeds on our first-generation motorised bead rollers.

- Easily retrofitable to either the MBR-610XT & MBR-1070XT Metalmaster bead rollers
- Includes mounting hardware & safety cover



CODE	ex GST	inc GST
S6339	\$90	\$99

METALMASTER

MBR-10K - Roller Kit

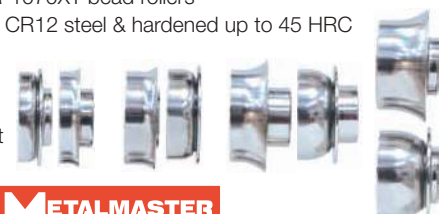
- Suits MBR-610XT & MBR-1070XT bead rollers
- Hardened steel rolls
- 10 x forming bead rollers
- 1x polyurethane roller



CODE	ex GST	inc GST
S6331	\$340	\$374

MBR-4ST - Radius Bead Roller Sets

- Suits MBR-610XT & MBR-1070XT bead rollers
- 4 x roller sets made from CR12 steel & hardened up to 45 HRC
- 1 x 5/16" radius roller set
- 1 x 1/2" radius roller set
- 1 x 1" radius roller set
- 1 x 1-1/2" radius roller set



CODE	ex GST	inc GST
S6332	\$300	\$330

METALMASTER



METALMASTER MBR-1070XT Motorised

- New quick release mechanism on the top shaft
- 1.2mm mild steel capacity with 1070mm throat
- Variable speed dial for superior control on all applications
- Forward / reverse foot pedal switches with emergency stop
- Ø70mm hardened & keyed rollers for positive drive
- 105mm gap height between roller support arms
- Allows clearance of up to 80mm on 90° return bends
- Heavy duty steel plate construction for increased rigidity
- Top & bottom roller shafts are geared & electrically driven
- Adjustable top roller with 38mm of vertical travel
- Top shaft adjusts horizontally to easily & accurately align dies
- Ø25mm drive shafts with grease-able bronze bushes, Ø20mm spigot for mounting rollers
- Adjustable material depth guide
- 0.25kW / 0.33hp, 240V variable speed motor with reduction gearbox
- Fitted with two rear wheels to allow easy mobility
- Includes a comprehensive range of rolls supplied as standard

Includes: 12 sets of hardened rolls, (Ø20mm bore): 5/32" (4mm) beading dies, 1/4" (6.35mm) beading dies, 3/8" (9.5mm) beading dies, 15/32" (12mm) beading dies, 19/32" (15mm) beading dies, 1/16" (1.6mm) flanging dies, 1/8" (3mm) flanging dies, 1/4" (6.35mm) flanging dies, 3/8" (9.5mm) flanging dies, Ogee beading dies, Wiring dies, Shearing dies ✓



Adjustable Depth Gauge



Adjustable Top Roller



Keyway on die for positive drive



Quick Release Lever



Locking Levers For Top Shaft Die Alignment

MODEL		MBR-610XT	MBR-1070XT
ORDER CODE		S633	S634
Mild Steel Cap.	mm	1.2	1.2
Throat Depth	mm	610	1070
Roll Diameter	mm	70	70
Variable Speed	rpm	0 ~ 18	0 ~ 18
Motor Power	hp / V	0.33 / 240	0.33 / 240
Shipping Dim	cm	115 x 85 x 43	170 x 95 x 43
Weight	kg	115	150
PRICE	ex GST	\$1,350	\$1,900
PRICE	inc GST	\$1,485	\$2,090

Artwork Bead Roller Sets

- Suits MBR-610XT & MBR-1070XT bead rollers
- Ø64mm roller set
- 22mm high x 16mm width
- Great for detail work in tight areas



S6341



S6342

TYPE	CODE	ex GST	inc GST
Nylon	S6341	\$35	\$38.50
Steel	S6342	\$45	\$49.50

METALMASTER

MBR-3HR - Hem Bead Roller Sets

- Suits MBR-610XT & MBR-1070XT bead rollers
- 3 x roller sets made from CR12 steel & hardened up to 45 HRC
- 1 x 90° male & female step die
- 1 x 140° male & female step die
- 1 x flat male & female step die



CODE	ex GST	inc GST
S6337	\$230	\$253


METALMASTER

Rollers & Sets

- Suits MBR-610XT & MBR-1070XT bead rollers
- Can be machined up to your specific shape/design as required (MBR-2BK only)



(MBR-LST)



(MBR-TST)



(MBR-2BK)



(MBR-MDL)

Model	Type	CODE	ex GST	inc GST
MBR-LST	Louvre Bead Roller Set	S6333	\$100	\$110.00
MBR-TST	Tipping Bead Roller Set	S6334	\$90	\$99.00
MBR-2BK	2 x Blank Bead Roller Sets	S6335	\$65	\$71.50
MBR-MDL	Mandrel Roller Holder	S6336	\$25	\$27.50

METALMASTER SHST-1.2H

- Works on flanges up to 25.4mm wide
- 1.2mm mild steel capacity
- 1.6mm aluminium capacity
- 0.9mm stainless steel capacity
- Curves to a 76mm radius
- Compact design so can easily be held in a bench vice & stored away when not in use
- Mounted to a bench via the holes in base or fitted to the optional foot operated stand
- Toughened arms and pivot pins to ensure smooth operation
- Shrinking & stretching dies included

CODE	ex GST	inc GST
S2262	\$180	\$198



Replacement Jaws SHST-1.2H:

TYPE	CODE	ex GST	inc GST
Shrinker	S2262J	\$50	\$55
Stretcher	S2262K	\$60	\$66



METALMASTER SHST-1.2HO

- Oval shaped jaws to achieve tighter curves
- 1.2mm mild steel capacity
- 130mm throat depth
- Includes shrinker / stretcher dies & stand

CODE	ex GST	inc GST
S2264	\$500	\$550



Replacement Jaws SHST-1.2HO:

TYPE	CODE	ex GST	inc GST
Shrinker	S2264J	\$80	\$88
Stretcher	S2264K	\$80	\$88



METALMASTER SHST-ST - Stand

The SHST-ST stand is a great option that compliments the SHST-1.2H Shrinker Stretcher converting the hand lever operation into the use of the foot pedal levers and allows you to use two hands free to control your work & also making it even more versatile & portable with the wheels.

- Portable on wheels
- Foot operated pedal levers




CODE	ex GST	inc GST
S2263	\$270	\$297

METALMASTER SHST-1.6HD

- Standard conventional shape jaws
- 1.6mm mild steel capacity
- 205 throat depth
- Includes shrinker / stretcher dies and stand

CODE	ex GST	inc GST
S2266	\$470	\$517



Replacement Jaws SHST-1.6HD:

TYPE	CODE	ex GST	inc GST
Shrinker	S2266J	\$80	\$88
Stretcher	S2266K	\$80	\$88



SHST-2.0HD

- Standard conventional shape jaws
- 2mm mild steel capacity
- 204 throat depth
- Sturdy frame type stand
- Includes shrinker / stretcher dies

CODE	ex GST	inc GST
S2268	\$990	\$1,089



Material Thickness Adjustment



Dovetail Dies For Quick Self Aligning



Replacement Jaws SHST-2.0HD:

TYPE	CODE	ex GST	inc GST
Shrinker	S2268J	\$160	\$176
Stretcher	S2268K	\$160	\$176



S2268J




S2268K

SHST-1.6HR

- Round jaw type
- 1.6mm mild steel capacity
- 165 throat depth
- Dies made from tough, hard & high abrasion resistant CR12 steel for longer life
- Includes shrinker / stretcher, and stand

CODE	ex GST	inc GST
S2267	\$650	\$715



165mm Deep Throat




Round Jaws For Tight Curves



Replacement Jaws SHST-1.6HR:

TYPE	CODE	ex GST	inc GST
Small Tooth Jaw Set	S2267A	\$260	\$286
Shrinker	S2267J	\$150	\$165
Stretcher	S2267K	\$150	\$165



S2267A



S2267J




S2267K

Want to learn how to make the most of your metal shaping products?

Our classes held in various locations in Australia, using your own METALMASTER products you will learn how to shrink, stretch, dome, edge turn, bead and form louvers. You will also have access to our Power Hammers, Shrinker Stretchers, English Wheels and Planishing Hammers.

More info at: www.machineryhouse.com.au & www.motorretro.com.au



METALMASTER PPH-51

- Used in metal fabrication and restoration to smooth large areas of metal after it has been roughly shaped with a hammer and sand bag. Common uses are for custom motorcycle gas tank and fender manufacturing, street rod bodies, patch panels for auto restoration, repair and metal sculpting.
- The power head is a heavy-duty aircraft rivet gun, sturdy steel fabricated frame. A quick release allows the lower shaft to slide down, to accept panels with deep flanges. A foot control starts and stops the hammering while being hooked up to compressed air.
- Footprint of machine 750mm x 350mm
- Foot pedal operation
- 50 - 100PSI pressure
- Overall height 1220mm



500mm
Throat
Depth



Adjustable Dial 875 to
1350 Blows Per Minute



3 x Formers



Quick Release Handle

MODEL	PPH-51	
ORDER CODE	S227A	
Mild Steel Cap.	mm	1.2
Throat Depth	mm	500
Radius Anvil Sizes	mm	25, 50, 76
Speed	bpm	875 - 1350
Air Consumption	cfm	4
Weight	kg	25
PRICE	ex GST	\$340
PRICE	inc GST	\$374

METALMASTER PPH-60 & PPH-70

The Metalmaster PPH-60 & PPH-70 allows you to work with various metal thicknesses with ease. Whether you're shaping custom motorcycle gas tanks, crafting street rod bodies, or restoring classic automobiles, this hammer can handle it all. With its generous 610mm or 710mm throat depth and a variable speed range from 1800 to 4600 blows per minute (BPM) offers ample space to work on larger pieces. The foot control pedal provides hands-free operation, giving you precise control over the planishing process. Need to switch to hand use operation? No problem! Easily removable from its stand, allowing you to take it to your workpiece for handheld precision when necessary.

- 1.2mm MS capacity
- Thick tube construction
- Large 610mm throat
- Foot control
- Adjustable speed
- Removable from stand

Includes PPH-60: 1R, 2R, 3R, 6.25R, 14.5R
& 36R inch lower radius anvils ✓




MODEL	PPH-60		PPH-70
ORDER CODE	S2275		S2277
Mild Steel Cap.	mm	1.2	1.5
Throat Depth	mm	610	710
Radius Anvil Sizes	mm	25, 50, 76, 158, 368, 914	25, 50, 76, 158, 368, 914
Speed	bpm	1800 - 4600	1800 - 4600
Weight	kg	23	39
PRICE	ex GST	\$470	\$890
PRICE	inc GST	\$517	\$979



Also available
in 710mm throat
depth

PPH-60 Shown



Hand Held Planishing



Pneumatic Hammer



METALMASTER PHM Features

- Quick change tool holder
- Foot pedal control with emergency stop
- Steel fabricated lower box section steel frame
- Drive shafts have bronze bushes & greasing points
- Adjustable heavy duty single arm length stop with 1 round roller & guide fence
- Safety magnetic power switch
- Steel dies made from CR12 steel & hardened
- Nylon dies made from durable nylon

METALMASTER PHM-560MK2

- Capacity - 1.2mm thick sheet mild steel
- Variable speed via inverter control, 0 - 960 blows per minute
- 560mm throat depth capacity
- 395mm throat height capacity
- Steel fabricated upper frame - 12mm thick plate
- 1.1kW / 1.5hp, 240V motor



Scan for full list of included dies



Scan for full list of included dies



METALMASTER PHM-760HD 760mm PHM-940HD 940mm

- 760mm throat depth capacity (PHM-760HD)
- 940mm throat depth capacity (PHM-940HD)
- Capacity - 2.0mm thick sheet mild steel
- Adjustable stroke
- Variable speed
- 570mm throat height capacity
- Steel fabricated upper frame - 14mm thick plate
- 3kW / 4hp, 240V motor



MODEL		PHM-560MK2	PHM-760HD	PHM-940HD
ORDER CODE		S228	S2285	S2287
Mild Steel Capacity	mm / gauge	1.2 / 18	2.0 / 12	2.0 / 12
Aluminium Capacity	mm / gauge	1.6 / 16	3.0 / 8	3.0 / 8
Throat Depth Max.	mm	560	760	940
Speed - Blows Per Min.	bpm	0 - 960 (Variable)	~	0 - 960 (Variable)
Motor Power	kW / hp	1.1 / 1.5	3 / 4	3 / 4
Voltage / Amperage	V / amp	240 / 10	240 / 15	240 / 15
Shipping Dim	cm	105 x 75 x 112	230 x 175 x 70	232 x 154 x 82
Weight	kg	195	760	970
PRICE	ex GST	\$4,690	\$8,250	\$10,450
PRICE	inc GST	\$5,159	\$9,075	\$11,495

TYPE	CODE	ex GST	inc GST
Small Louvre Die Set - 16mm	S2290	\$220	\$242
Small Thumbnail Die Set - 16mm	S2294	\$270	\$297
Medium Thumbnail Die Set - 16mm	S2295	\$350	\$385
Medium Nylon Thumbnail Die Set - 16mm	S2296	\$180	\$198
Full Tooling Set - 16mm	S2298	\$2,000	\$2,200

Pressbrake Attachments

METALMASTER

PBA-45

- 450 x 4mm capacity
- 300 x 6mm capacity
- 530 x 220 x 50mm LxWxH



PBA-60

- 600 x 10mm capacity
- 680 x 300 x 80mm LxWxH



MODEL	CODE	ex GST	inc GST
PBA-45	P450	\$200	\$220
PBA-60	P455	\$540	\$594


Shown with
Optional Press

Steel Press Pin Set

METALMASTER

PPK-20

- 8 steel press pins
- Ø10 x 50mm to Ø30mm x 110mm
- Includes pin adaptor, capacity gauge & storage bracket
- Ø10 x 50mm long, Ø12 x 60mm long, Ø16 x 60mm long, Ø18 x 85mm long, Ø20 x 85mm long, Ø22 x 85mm long, Ø25 x 110mm long, Ø30 x 110mm long



CODE	ex GST	inc GST
P1401	\$95	\$104.50

Bush Driver Set

HAFCO

PDS-2B

- Designed for pressing bushes
- Size: 10-12, 12-14, 14-16, 15-17, 16-18, 18-20, 20-22, 22-24, 25-27, 28-30, 30-34, 32-36, 35-40, 38-42mm
- Driver handle length: 115 & 140 & 160mm
- Manufactured from aluminium



CODE	ex GST	inc GST
P030	\$45	\$49.50

Bearing Race & Seal Driver Set

HAFCO

PDS-3BS

- Includes 9 discs to fit common wheel bearing sizes with the other side of the discs for driving seals
- Discs sizes 39.5, 44.5, 50, 59, 63, 65, 72, 76, 81mm & 1 x Extension
- Manufactured from aluminium




CODE	ex GST	inc GST
P031	\$70	\$77

Hydraulic Press Guards

METALMASTER

- Aluminium frame with steel wire mesh
- Easily adjustable • Adjustable height
- Includes brackets with mounting hardware



Size mm	Suits Presses	CODE	ex GST	inc GST
465 x 520	30T	P1404	\$120	\$132
655 x 625	50T	P1405	\$150	\$165
730 x 625	75T	P1406	\$160	\$176
755 x 730	100T	P1407	\$170	\$187

Pneumatic Foot Control

METALMASTER

AFC1


- Suits Models - HPT-30P, HPM-30 & HP-45P
- The AFC1 air operated foot control transforms your hand operated pneumatic press to a foot operated press, thus leaving both of your hands free to handle, stabilize & line up your workpiece more accurately under the pressing ram
- Quick link hose adaptor



CODE	ex GST	inc GST
P1400	\$70	\$77

Arbor Presses

- Heavy-duty construction
- Cast iron frame
- Four-position anvil
- Square ram



MODEL		AP-1	AP-2	AP-3	AP-5
ORDER CODE		P118	P119	P120	P1205
Capacity	Tonne	1	2	3	5
Throat Depth	mm	100	140	150	200
Throat Height	mm	125	200	320	485
Table Slot	mm	16/16/16/28	23/23/23/38	29/29/29/43	70/40/30/20
Shipping Dim.	cm	30 x 15 x 35	46 x 20 x 48	53 x 23 x 68	70 x 32 x 90
Weight	kg	15	39	64	170
PRICE	ex GST	\$90	\$220	\$340	\$920
PRICE	inc GST	\$99	\$242	\$374	\$1,012

HAFCO



Sliding Ram



Sliding Ram

METALMASTER PP-10HD

- 10 Tonne hydraulic ram (P141)
- Adjustable horizontal ram position
- Pump can be mounted left or right side of frame
- Adjustable table height
- Table pins with safety clips

Includes: Pressure gauge & bending plates ✓

METALMASTER HP-20PP

- 20 Tonne hydraulic
- Porta power pump type
- Adjustable sliding head
- Removable ram and pump
- Table pins with safety clips
- C-channel steel table and head section

Includes: Pressure gauge & bending plates ✓



Pneumatic & Hydraulic

Sliding Ram



Pneumatic & Hydraulic

METALMASTER HP-30P, HP-45P

- 30 Tonne ram (HP-30P)
- 45 Tonne ram (HP-45P)
- Adjustable horizontal ram position (HP-30P)
- Pneumatic / hydraulic operation
- Winch for table rise & fall (HP-45P)
- Table pins with safety clips
- C-channel steel table & head section


Includes: Pressure gauge & bending plates ✓

Optional Foot Control for Pneumatic Presses


- Suits HP-45P
- Convert your hand operated pneumatic press with a foot control to free up your hands



CODE	ex GST	inc GST
P1400	\$70	\$77



MODEL		PP-10HD	HP-20PP	HP-30P	HP-45P
ORDER CODE		P141	P142	P145	P147
Capacity	Tonne	10	20	30	45
Cylinder Stroke	mm	180	185	165	190
Width Between Front Posts	mm	340	542	460	825
Width Between Side Posts	mm	95	85	135	185
Max. Ram to Table	mm	335	980	1095	855
Shipping Dim. (LxWxH)	cm	75.5 x 54 x 15.5	154 x 27 x 22	170 x 51 x 27	104 x 39 x 190
Weight	kg	57.2	120	180	340
PRICE	ex GST	\$350	\$520	\$850	\$1,650
PRICE	inc GST	\$385	\$572	\$935	\$1,815



METALMASTER HPF-20, HPM-30

- 20 Tonne hydraulic ram & foot pedal (HPF-20)
- 30 Tonne pneumatic / hydraulic ram (HPM-30)
- Two speed hydraulic ram system (HPF-20)
- Adjustable horizontal ram position
- Table pins with safety clips

Includes: Pressure gauge & V Blocks ✓



2 Speed Dial For Hydraulic Pump HPF-20 Shown



Foot Pedal For Hydraulic Pump HPF-20 Shown



Metric / Imperial Pressure Gauge



Hydraulic Pneumatic Hand Pump HPM-30 Shown



Table Pins With Safety Clips HPM-30 Shown



Sliding Ram With Handle HPM-30 Shown

METALMASTER HDP-35

- 35 Tonne hydraulic ram
- Adjustable horizontal ram position
- Double pump ram for rapid & high pressure
- Screw type rapid approach on ram
- Heavy duty winch for table rise and fall
- Table pins with safety clips




Includes: Pressure gauge, V Blocks & centres for shaft straightening ✓

Optional Foot Control for Pneumatic Presses

- Suits HPM-30
- Convert your hand operated pneumatic press with a foot control to free up your hands




CODE	ex GST	inc GST
P1400	\$70	\$77



Sliding
Ram

Motorised
Hydraulic




METALMASTER HPF-50, HPM-50

- 50 Tonne hydraulic ram & foot pedal (HPF-50)
- 50 Tonne motorised ram (HPM-50)
- Adjustable horizontal ram position
- Auto 2-stage hydraulic pump for a rapid advance and a slower working pressure (HPF-50)
- Heavy duty winch for table rise & fall (HPM-50)
- Table pins with safety clips
- 1.5kW / 2hp 240V motor (HPM-50)

Includes: Pressure gauge & V Blocks ✓



Horizontal Sliding Ram
HPF-50 Shown



Dual Purpose Pressing
Blocks HPF-50




Enclosed Hydraulic
HPF-50 Shown



Winch Cable Support
HPF-50



HPM-75P



HPM-100P

METALMASTER HPM-75P, HPM-100P

- 75 Tonne hydraulic ram (HPM-75P)
- 100 Tonne hydraulic ram (HPM-100P)
- Pneumatic or hand operation
- Heavy duty steel construction with robotic fully welded frame
- Adjustable sliding head up to 255mm travel between the vertical post (HPM-75P)
- Adjustable sliding head up to 250mm travel between the vertical post (HPM-100P)
- Metric / imperial pressure gauge included
- Table height adjustment via a hand operated winch

Includes: Adjustable Sliding Cylinder Ram ✓
Pressure Gauge ✓ Bending Vee Blocks ✓

MODEL		HPF-20	HPM-30	HDP-35	HPF-50	HPM-50	HPM-75P	HPM-100T
ORDER CODE		P150	P130M	P129	P152	P131M	P154	P156
Capacity	Tonne	20	30	35	50	50	75	100
Cylinder Stroke	mm	150	155	130	200	200	250	300
Width Between Front Posts	mm	510	535	790	730	730	800	787
Width Between Side Posts	mm	132	138	208	205	205	215	265
Max. Ram to Table	mm	1118	1035	730	1050	1050	884	993
Shipping Dim. (LxWxH)	cm	194 x 70.5 x 31	190 x 78 x 27	195 x 110 x 50	97.5 x 211 x 31.5	202 x 100 x 112	114 x 80 x 189.6	120 x 99 x 183.7
Weight	kg	147	200	358	340	409	451	658
PRICE	ex GST	\$900	\$1,190	\$4,690	\$2,350	\$3,990	\$3,790	\$5,990
PRICE	inc GST	\$990	\$1,309	\$5,159	\$2,585	\$4,389	\$4,169	\$6,589



HP-63T

METALMASTER HP, HPM & HPR Series

- Heavy duty welded steel fabricated frame
- Heavy duty one piece table plate insert (HP & HPM Series)
- Horizontal sliding ram via hand wheel with cam action locks (HPM Series & HPR-100T)
- Press frame slides over table bed & can be repositioned & locked (HPR-100T)
- Heavy duty stationary table bed 1680 x 1040mm (HPR-100T)
- Extra heavy duty table support with high tensile setting pins
- Includes vee-block and lifting chains (HP & HPM Series)
- Adjustable table height via the hydraulic ram
- Fitted with pressure gauge & safety overload valve
- Hydraulic joystick control lever
- Supplied with hydraulic oil

METALMASTER HPR-100T Roll Frame Press with Movable Head



HPM-300T



MODEL		HP-63T / HPM-63T	HP-100T / HPM-100T	HPR-100T	HPM-150T	HPM-200T	HPM-300T
ORDER CODE		P400 / P400M	P402 / P402M	P402T	P404M	P406M	P408M
Capacity	Tonne	63	100	100	150	200	300
Width Between Front Posts	mm	895	1050	1060	1100	1250	1300
Max. Ram to Table	mm	900	900	890	900	700	860
Ram Stroke	mm	300	350	350	350	350	370
Ram Diameter	mm	80	100	100	130	160	200
Working Speed	mm/sec	6.2	7.6	7.9	4.9	3.9	5.9
Motor Power	kW/hp	4 / 5.3	7.5 / 10	7.5 / 10	7.5 / 10	7.5 / 10	22 / 30
Voltage	V	415	415	415	415	415	415
Shipping Dim. (LxWxH)	cm	190 x 93 x 203	197 x 110 x 220	197 x 100 x 220	203 x 110 x 225	228 x 113 x 221	253 x 122 x 256
Weight	kg	869 / 912	1342 / 1384	1960	1792	2400	3900
PRICE	ex GST	\$5,350 / \$5,850	\$7,550 / \$7,990	\$12,250	\$11,450	\$13,750	\$20,450
PRICE	inc GST	\$5,885 / \$6,435	\$8,305 / \$8,789	\$13,475	\$12,595	\$15,125	\$22,495



Automatic 2 Speed
Fast Approach
Slow Bend

DPM1070

LFSS DPM & AP Series

- Ideal for repairs & assembly work, on axles, shafts & pressing bearings and bushings
- Heavy duty hydraulic cylinder ensures precise pressing during operation
- Heavy duty welded steel fabricated frame
- Automatic 2-speed operation fast approach, slow bend
- Pressure gauge fitted to frame for convenience
- Safety overload valve incorporated in hydraulic system
- Built to CE regulations
- Hydraulic joystick control lever enables fast approach slow bend
- Safety contact switch with overload protection
- Tables can be adjusted for height using chains and hydraulic ram



Includes: Heavy duty Vee-blocks - DPM & DMPK Series ✓
Pressbrake attachment - AP Series ✓

AP-1020/100

Includes Pressbrake Attachment



AP-1020/100

Sliding
Ram



DPM-K1570



T Slotted Bottom Table
AP-1020/100



Multi Vee Die Block
AP-1020/100



Table Height Adjustment with
Chains DPM Series



Joystick Pressure Control
DPM Series

MODEL		DPM1070	AP-1020/100	DPM-K1570
ORDER CODE		P136	P136P	P138M
Press Power	Tonne	100	100	150
Width Between Front Posts	mm	1070	1020	1570
Ram Stroke	mm	300	300	300
Ram Diameter	mm	220	220	280
Advance Speed	mm/sec	8	8	8
Working Speed	mm/sec	5	5	5
Return Speed	mm/sec	10	10	10
Motor Power	kW/hp	5.5 / 7.5	7.5 / 10	11 / 15
Voltage	V	415	415	415
Shipping Dim. (LxWxH)	cm	210 x 105 x 220	210 x 105 x 222	263 x 100 x 248
Weight	kg	1500	1900	2100
PRICE	ex GST	\$11,450	\$25,750	\$19,950
PRICE	inc GST	\$12,595	\$28,325	\$21,945

Industrial Bench Grinder Range



Overview Hafco industrial bench grinders are designed to suit the most demanding environments while providing years of trouble-free operation.

Industrial Series

- Powerful induction motor featuring a cast iron body to ensure years of trouble-free performance
- Fully sealed ball bearings for prolonged life
- Cast iron base including anti-vibration feet for smooth operation
- 50mm wide wheel guards to accept the use of wire wheels
- Large safety eye shields
- Fully adjustable tool rests for quick & easy adjustment
- Supplied with a coarse & fine grinding wheels



HG-150



HG-200



HG-250

Deluxe Industrial Series

Upgraded Features

- Internal fan for improved duty cycle
- Fitted with work light, water tray & wheel dresser
- Eye shield with magnifying lens
- NVR Start/Stop switch



DG-200

GSS-200W Grinder Stand

- Suits 150 - 250mm grinders
- 800mm stand height
- Includes water tray

CODE	ex GST	inc GST
G182	\$90	\$99



Heavy Duty Industrial Series

- Powerful high-capacity duty cycle induction motor
- Dynamically balanced wheels & wheel flanges for superior performance
- NVR Start/Stop switch including emergency stop button
- Large HD adjustable tool rests
- Dust extraction ports
- Overload protection system



BG-8



BG-10



BG-12



Made in Taiwan



BF-10

Series		Industrial			Deluxe	Heavy Duty Industrial			
MODEL		HG-150	HG-200	HG-250	DG-200	BG-8	BG-10	BG-12	BF-10
ORDER CODE		G140	G142	G146	G144	G161	G162	G164	G166
Wheel Diameter	mm	150	200	250	200	200	250	305	225
Wheel Width	mm	25	25	25	25	25	38	50	25
Shaft Thread	mm/inch	M12	M16	M32	M16	5/8"	1"	1"	Tapered
Motor Power	hp	1	1	1	1	1	1.3	2	1
Voltage	v	240V	240V	240V	240V	240V	240V	415V	240V
Weight	kg	10.6	21.5	32.5	21.5	24	49	119	69
PRICE	ex GST	\$90	\$180	\$270	\$240	\$420	\$720	\$1,420	\$750
PRICE	inc GST	\$99	\$198	\$297	\$264	\$462	\$792	\$1,562	\$825

Belt & Disc Linishing Attachments


Overview

HAFCO's new linishing attachments quickly upgrade most 200mm grinders, enabling precise surface finishing, deburring, and polishing of metal components. Ideal for home hobbyists, workshops, and industrial applications.

HLA Series

- Suits most 200mm Bench grinders (min 1/2 HP)
- Quick & easy adjustable belt tracking system
- Quick release belt change system, change belts in a matter of seconds
- Used on many materials such as wood, plastics, metals and ceramics

New Release



HLA-915

MODEL	HLA-915	HLA-1220
ORDER CODE	L0920	L0921
Belt Size mm	50 x 915	50 x 1220
Disc Dia. mm/inch	178 / 7	178 / 7
PRICE ex GST	\$160	\$190
PRICE inc GST	\$176	\$209

DLA Series

- Large 50 x Ø100mm contact wheel with hook-and-loop for easy sanding disc replacement
- Quick-release angle adjustment
- Fine belt tracking adjustment handle for quick and accurate alignment
- Quick-release belt lever system allows for fast belt changes in seconds
- Additional secondary platen table for vertical use
- Adjustable tool rest with three positions

New Release



DLA-915

MODEL	DLA-915	DLA-1220
ORDER CODE	L0930	L0931
Belt Size mm	50 x 915	50 x 1220
Disc Dia. mm/inch	178 / 7	178 / 7
PRICE ex GST	\$245	\$260
PRICE inc GST	\$269.50	\$286

Industrial Bench Grinder + Linisher

ATBG600/8 & ATBG600/8WBM

- 'Sealed for life' ball bearings for prolonged life
- Vibration absorption pads on base
- 50mm wide wheel guards, for safe use of wire wheel

AA362W8

- Linishing attachment fully assembled out of the box
- Easy belt tracking adjustment knob & lock



360° Rotating Linisher Attachment

ATBG600/8

Abbott & Ashby

MODEL	ATBG600/8WBM	AA362W8
ORDER CODE	G160/G160A	G152
Wheel Diameter mm	200	200
Wheel Width mm	25	25
Belt Size mm	~	50 x 915
Motor Power hp	0.8	0.8
Voltage v	240V	240V
Weight kg	23	23
PRICE ex GST	\$300 / \$320	\$480.91
PRICE inc GST	\$330 / \$352	\$529


The Ultimate Linishing Tool

- The Multitool linishing attachment is perfect for fabricator's for sharpening all kinds of tools
- Uses include basic notching of tube, cleaning up welds, removing scale from steel quickly & cleanly removes burrs from freshly cut steel & other materials like wood, plastics, metals & ceramics
- Quick change linishing belt system
- Includes 1/2", 5/8", 14mm, 15mm & 16mm bushes (P0362~P0484) • 1" bore (P0484-1)

MODEL	P0362	P0364	P0482	P0484	P0484-1	POJIG	POMTA
ORDER CODE	L085	L087	L088	L089	L090	L083	L086
Attachment Type	Multitool Attachment	Multitool Attachment	Multitool Attachment	Multitool Attachment	Multitool Attachment	Chisel Sharpening Jig	Tilt Table & Mitre Guide
Belt Size mm	50 x 915	100 x 915	50 x 1220	100 x 1220	100 x 1220	~	~
Disc Dia. mm	Ø175	Ø175	Ø175	Ø175	Ø175	~	~
PRICE ex GST	\$226.36	\$435.45	\$450	\$550	\$570	\$170	\$125
PRICE inc GST	\$249	\$479	\$495	\$605	\$627	\$187	\$137.50

P0362
Multitool
Attachment
(L085)

POMTA
Tilting Table
& Mitre Guide
(L086)



POJIG
Chisel Sharpening
Jig (L083)

Buffing Compounds

SOAP	TYPE	CODE	ex GST	inc GST
	AUSUPACUT - Grey Cutting Only On Most Metals	G323	\$12	\$13.20
	ATO32 - Brown Cutting & Finishing On Softer Metals	G320	\$12	\$13.20
	SF HYFIN - White Fast Cutting, Medium-High Finish On Most Metals	G325	\$12	\$13.20
	BRITESHINE - Light Blue Fine Finish On Most Metals	G327	\$14	\$15.40

Tapered Buffing Spindles

Suits M16 x 2mm Grinder Spindle



Suits 5/8" x 11TPI Grinder Spindle



THREAD	TYPE	CODE	ex GST	inc GST
16x2mm	Left Hand	G184	\$36	\$39.60
16x2mm	Right Hand	G184A	\$36	\$39.60
5/8"x11TPI	Right Hand	G184B	\$36	\$39.60

Buffing Kit

BFK-200 - Ø200mm Mops

- 1 x stitched mop & 1 x loose leaf mop
- 1 x brown, black, white & light blue buffing soaps
- 1 x 16mm left & right taper spindle
- Suits most 200mm grinders

HAFCO

New Release



CODE	ex GST	inc GST
G1855	\$75	\$82.50

Buffing Mops

HAFCO



TYPE	50 Fold Loose Leaf Mop	2 Section Stitched Mop
CODE	G186A	G175
Dia. (mm)	200	250
ex GST	\$30	\$70
inc GST	\$33	\$77

Grinding Wheels

Silicon Carbide:
For Tungsten Carbide (80Grit)

SIZE	CODE	PRICE ex GST	PRICE inc GST
Ø150mm	G168	\$25	\$27.50
Ø200mm	G170	\$40	\$44.00



Includes Bushes:
1/2", 5/8", 3/4",
7/8" & 1"

White - Alox:
For High Speed Steel (80Grit)

SIZE	CODE	PRICE ex GST	PRICE inc GST
Ø150mm	G169	\$25	\$27.50
Ø200mm	G171	\$40	\$44.00



Includes Bushes:
1/2", 5/8", 3/4",
7/8" & 1"

Wire Wheels

Brass coated steel wire
Bush 1/2", 5/8", 3/4", 7/8" & 1"

SIZE	CODE	PRICE ex GST	PRICE inc GST
Ø150mm	G187	\$15	\$16.50
Ø200mm	G188	\$25	\$27.50
Ø250mm	G188A	\$50	\$55.00



Linishall

Linisher - Blade Master

High performance & versatility in a compact design

BM362

- 5 Work Stations
- High metal removal
- Quick change wheels available from Ø19mm to Ø203mm (8")
- 2 Year commercial warranty

Includes: Ø89mm (3 1/2") & Ø50mm (2") contact wheels ✓ Tilt top bench mount ✓ Tool rest ✓

Belt Size: 915 x 50mm (36"x 2")
Speed: 4320fpm, 1316mpm
Motor: 0kW/1hp 240V **Weight:** 24kg

Blade Master BM362


CODE	ex GST	inc GST
L0995	\$1,726.36	\$1,899



Exported worldwide



Made in Australia



Optional Accessories

• Platen Table	\$120 ex GST	\$132 inc GST	(L0995H)
• Notching Table	\$260 ex GST	\$286 inc GST	(L0995G)
• Tool Rest Ø203mm	\$170 ex GST	\$187 inc GST	(L0995I)
• Tilt Top Floor Stand	\$330 ex GST	\$363 inc GST	(L0995J)
• Mobile Base	\$500 ex GST	\$550 inc GST	(L098)



Platen Table (L0995H)



Notching Table (L0995G)



Tool Rest (L0995I)



Mobile Base (L098)

CONTACT WHEEL CARTRIDGES: suit Blade Master BM362

ORDER CODE	L0995A	L0995B	L0995C	L0995D	L0995E	L0995F
Size Ø mm	19	25	32	38	44	203
PRICE ex GST	\$175	\$175	\$189	\$189	\$200	\$290
PRICE inc GST	\$192.50	\$192.50	\$207.90	\$207.90	\$220	\$319

Linisher - Radius Master

Multi-station belt grinder "1 Tool Does the Lot"

RM-48 Series 2

- 7 work stations
- 3 x Plus better belt life
- Tracks even narrow belts
- Superior tracking provides sharp notching at edge of belt
- 2 Year commercial warranty

Includes: Tilting top stand & base plate ✓ Tool rest ✓ 1 x zirconia belt ✓ 5 contact wheels (Ø25-200mm) ✓ Notching tilt table ✓


Belt Size: 1220 x 50mm (48"x 2")
Speed: 3000fpm, 914mpm
Motor: 1.5kW/2hp 240V **Weight:** 49.5kg



Exported worldwide



Made in Australia



VARIABLE SPEED MODEL AVAILABLE

ROTATES IN SECONDS



Accurate tracking produces sharp corners on quick release tool rest



Slack belt grinding & de-burring even with narrow belts



Small wheel selection for notching and contouring



Tilting table for contouring and pipe notching



For fine sharpening or fast metal removal



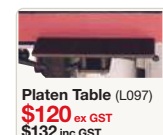
Hollow grinding and micro finishing on 8" precision ground wheel



Flat grinding on platen



Produces a hollow grind that follows the contour of the knife's cutting edge
Hollow Grinding Jig
\$510 ex GST
\$561 inc GST (L097A)



Platen Table (L097)
\$120 ex GST
\$132 inc GST



Mobile Base
\$500 ex GST
\$550 inc GST (L098)
Also suits Select-A-Rad

Pedestal Model RM-48

CODE	ex GST	inc GST
L096	\$2,635.45	\$2,899

Bench Model RM-48B

CODE	ex GST	inc GST
L096B	\$2,500	\$2,750

Linisher/Notcher - Select-A-Rad 483

Multi-Purpose Linisher/Notcher "Versatile Performance"

SR-483 Series 2

- 4 work stations
- 3 x Plus better belt life
- Produces quality chatter free finishes on stainless steel
- Superior tracking provides sharp notching at edge of belt
- 2 Year commercial warranty

Includes: Tilting top stand & base plate ✓ Notching tilt table & fence ✓ 2 contact wheels Ø75 & 50mm (9 sizes available) ✓ 1 x zirconia belt ✓ Tool rest ✓

Belt Size: 1220 x 75mm (48"x 3")
Speed: 3375fpm, 1028mpm
Motor: 1.5kW/2hp 240V **Weight:** 50kg

Select-A-Rad SR-483


CODE	ex GST	inc GST
L099	\$2,800	\$3,080



Exported worldwide



Made in Australia




VARIABLE SPEED MODEL AVAILABLE

ROTATES IN SECONDS



Quick-action cartridge change



Internal Tube de-burring



Tilting table for contouring and pipe notching



Vertical facing position



Flat grinding on platen



Hollow grinding & micro finishing on 8" precision ground wheel



Accurate tracking produces sharp corners on quick release tool rest

CONTACT WHEEL CARTRIDGES: suit Select-A-Rad SR-483

ORDER CODE	L099A	L099B	L099C	L099D	L099E	L099F	L099G	L099H	L099I
Size Ø mm	19	25	32	38	44	50	63	75	89
PRICE ex GST	\$195	\$195	\$200	\$200	\$220	\$220	\$220	\$230	\$230
PRICE inc GST	\$214.50	\$214.50	\$220	\$220	\$242	\$242	\$242	\$253	\$253

Linisher / Belt Sanders

**HAFCO
METALMASTER**

**BS-48, L-100,
BS-76, BS-152**

- 2-Speed, 1420rpm & 2840rpm linishers (BS-76 & BS-152)
- 2800rpm linishers (BS-48 & L-100)
- Quick change belt system
- 100mm outlets for dust extraction
- Tilting head
- Overload protection on motors
- Price includes stand



BS-48



L-100



BS-152



Available in 75 & 150mm



Tilting Head



Platen Plate Sanding

MODEL		BS-48	L-100	BS-76	BS-152
ORDER CODE		L1185	L114	L119	L120
Belt Size	mm	100 x 1220	100 x 1500	75 x 2000	150 x 2000
Motor Power	kW/hp	1.5 / 2	1.5 / 2	2.2 / 3	2.8 / 3.7
Voltage	V	240	240	415	415
Weight	kg	36	74	81	99
PRICE	ex GST	\$650	\$1,090	\$1,120	\$1,420
PRICE	inc GST	\$715	\$1,199	\$1,232	\$1,562

Linishers

L-1520

- 1.1kW 240V or 415V motor
- 1520x100mm belt size
- 175x100mm idler size
- Complete with isolation switch




or



Includes: Pedestal Stand ✓



Bench
Models
Available



Rubber Contact Wheels

MODEL		L-1520	
ORDER CODE		L095	L094
Belt Size	mm	1520 x 100	1520 x 100
Idler Size	mm	175 x 100	175 x 100
Motor / Voltage	kW/V	1.1 / 415	1.1 / 240
PRICE	ex GST	\$1,690	\$1,750
PRICE	inc GST	\$1,859	\$1,925

Linishall

Metal Dust Collector

DCM-202

- Ideal for multiple grinding applications
- 3 x stage filtration system with 30, 5, & 1 micron
- Portable on castor wheels
- 2 x Ø100mm dust inlets
- 900CFM air flow
- Aluminium impeller
- 1.1kW 1.5hp 240V 15A motor



CODE	ex GST	inc GST
W321	\$1,290	\$1,419



Optional Hose

4 Metres Flame Retardant Hose (Suitable for Metals)




CODE	ex GST	inc GST
W322A	\$190	\$209



Dust Collection Tray

Linishing Belts - Packs of 3



Aluminium Oxide (Suitable For Wood Or Metal)

SIZE	GRIT	CODE	PRICE ex GST	PRICE inc GST
915 x 50mm	40G	A8000	\$10	\$11
915 x 50mm	60G	A8001	\$10	\$11
915 x 50mm	80G	A8002	\$10	\$11
915 x 50mm	100G	A8003	\$10	\$11
915 x 50mm	120G	A8004	\$10	\$11
915 x 50mm	240G	A8005	\$10	\$11
915 x 50mm	400G	A8006	\$10	\$11
915 x 100mm	40G	A8016	\$16	\$17.60
915 x 100mm	60G	A8017	\$16	\$17.60
915 x 100mm	80G	A8018	\$16	\$17.60
915 x 100mm	100G	A8019	\$16	\$17.60
915 x 100mm	120G	A8020	\$16	\$17.60
1220 x 50mm	40G	A8030	\$12	\$13.20
1220 x 50mm	60G	A8031	\$12	\$13.20
1220 x 50mm	80G	A8032	\$12	\$13.20
1220 x 50mm	100G	A8033	\$12	\$13.20
1220 x 50mm	120G	A8034	\$12	\$13.20
1220 x 100mm	40G	A8044	\$22	\$24.20
1220 x 100mm	60G	A8045	\$22	\$24.20
1220 x 100mm	80G	A8046	\$22	\$24.20
1220 x 100mm	100G	A8047	\$22	\$24.20
1220 x 100mm	120G	A8048	\$22	\$24.20
1220 x 150mm	40G	A8058	\$27	\$29.70
1220 x 150mm	60G	A8059	\$27	\$29.70
1220 x 150mm	80G	A8060	\$27	\$29.70
1220 x 150mm	100G	A8061	\$27	\$29.70
1220 x 150mm	120G	A8062	\$27	\$29.70
1500 x 100mm	40G	A8065	\$24	\$26.40
1500 x 100mm	60G	A8066	\$24	\$26.40
1500 x 100mm	80G	A8067	\$24	\$26.40
1500 x 100mm	100G	A8068	\$24	\$26.40
1500 x 100mm	120G	A8069	\$24	\$26.40

Zirconia (Suitable For Metal)

SIZE	GRIT	CODE	PRICE ex GST	PRICE inc GST
915 x 50mm	40G	A8009	\$16	\$17.60
915 x 50mm	60G	A8010	\$16	\$17.60
915 x 50mm	80G	A8011	\$16	\$17.60
915 x 50mm	100G	A8012	\$16	\$17.60
915 x 50mm	120G	A8013	\$16	\$17.60
915 x 100mm	40G	A8023	\$30	\$33.00
915 x 100mm	60G	A8024	\$30	\$33.00
915 x 100mm	80G	A8025	\$30	\$33.00
915 x 100mm	100G	A8026	\$30	\$33.00
915 x 100mm	120G	A8027	\$30	\$33.00
1220 x 50mm	40G	A8037	\$20	\$22.00
1220 x 50mm	60G	A8038	\$20	\$22.00
1220 x 50mm	80G	A8039	\$20	\$22.00
1220 x 50mm	100G	A8040	\$20	\$22.00
1220 x 50mm	120G	A8041	\$20	\$22.00
1220 x 100mm	40G	A8051	\$36	\$39.60
1220 x 100mm	60G	A8052	\$36	\$39.60
1220 x 100mm	80G	A8053	\$36	\$39.60
1220 x 100mm	100G	A8054	\$36	\$39.60
1220 x 100mm	120G	A8055	\$36	\$39.60
1500 x 100mm	40G	A8072	\$45	\$49.50
1500 x 100mm	60G	A8073	\$45	\$49.50
1500 x 100mm	80G	A8074	\$45	\$49.50
1500 x 100mm	100G	A8075	\$45	\$49.50
1500 x 100mm	120G	A8076	\$45	\$49.50
2000 x 75mm	40G	A8079	\$40	\$44.00
2000 x 75mm	60G	A8080	\$40	\$44.00
2000 x 75mm	80G	A8081	\$40	\$44.00
2000 x 75mm	100G	A8082	\$40	\$44.00
2000 x 75mm	120G	A8083	\$40	\$44.00
2000 x 100mm	36G	A8085	\$65	\$71.50
2000 x 150mm	40G	A8090	\$65	\$71.50
2000 x 150mm	60G	A8091	\$65	\$71.50
2000 x 150mm	80G	A8092	\$65	\$71.50
2000 x 150mm	100G	A8093	\$65	\$71.50

Linishing Belts - Packs of 1



Aluminium Oxide (Suitable For Wood Or Metal)

SIZE	GRIT	CODE	PRICE ex GST	PRICE inc GST
1524 x 100mm	80G	A60408	\$10	\$11.00
1524 x 100mm	100G	A60410	\$10	\$11.00
2260 x 150mm	40G	A90604	\$19	\$20.90
2260 x 150mm	60G	A90606	\$19	\$20.90
2260 x 150mm	80G	A90608	\$19	\$20.90
2260 x 150mm	100G	A90610	\$19	\$20.90
2260 x 150mm	120G	A90612	\$19	\$20.90
2515 x 150mm	60G	A99606	\$22	\$24.20
2515 x 150mm	80G	A99608	\$22	\$24.20
2515 x 150mm	100G	A99610	\$22	\$24.20
2515 x 150mm	120G	A99612	\$22	\$24.20

Zirconia (Suitable For Metal)

SIZE	GRIT	CODE	PRICE ex GST	PRICE inc GST
1524 x 100mm	80G	A60408Z	\$20.00	\$22.00
1524 x 100mm	100G	A60410Z	\$20.00	\$22.00

Scotchbelts



GRIT	915 x 50mm	1220 x 50mm
Super Fine	A36203	A48203
Fine	A36202	A48202
Medium	A36201	A48201
Coarse	A36200	A48200
ex GST	\$20	\$27
inc GST	\$22.00	\$29.70

Belt Cleaning Stick



CODE	ex GST	inc GST
G183	\$9	\$9.90




Sanding Discs - Packs of 3



Aluminium Oxide (Suitable For Wood Or Metal)

SIZE	GRIT	CODE	PRICE ex GST	PRICE inc GST
Ø150mm	60G	A5312	\$5	\$5.50
Ø150mm	80G	A5313	\$5	\$5.50
Ø150mm	100G	A5314	\$5	\$5.50
Ø178mm	60G	A5332	\$6	\$6.60
Ø178mm	80G	A5333	\$6	\$6.60
Ø178mm	100G	A5334	\$6	\$6.60
Ø178mm	120G	A5335	\$6	\$6.60
Ø228mm	60G	A5352	\$9	\$9.90
Ø228mm	80G	A5353	\$9	\$9.90
Ø228mm	100G	A5354	\$9	\$9.90
Ø228mm	120G	A5355	\$9	\$9.90
Ø305mm	40G	A5371	\$16	\$17.60
Ø305mm	60G	A5372	\$16	\$17.60
Ø305mm	80G	A5373	\$16	\$17.60
Ø305mm	100G	A5374	\$16	\$17.60
Ø305mm	120G	A5375	\$16	\$17.60
Ø350mm	40G	A5391	\$18	\$19.80
Ø350mm	60G	A5392	\$18	\$19.80
Ø350mm	80G	A5393	\$18	\$19.80
Ø350mm	100G	A5394	\$18	\$19.80
Ø380mm	40G	A5401	\$22	\$24.20
Ø380mm	60G	A5402	\$22	\$24.20
Ø380mm	80G	A5403	\$22	\$24.20
Ø380mm	100G	A5404	\$22	\$24.20
Ø380mm	120G	A5405	\$22	\$24.20

Hook & Loop Discs Packs of 1



Hook & loop backing disc with self adhesive backing

SIZE	CODE	PRICE ex GST	PRICE inc GST
Ø150mm	A0600	\$17	\$18.70
Ø178mm	A0700	\$18	\$19.80
Ø228mm	A0900	\$19	\$20.90
Ø305mm	A1200	\$27	\$29.70
Ø350mm	A1400	\$35	\$38.50
Ø380mm	A1500	\$39	\$42.90

Abrasive Rolls 25mm x 33 Metre



Aluminium Oxide

- Tears easily from handy roll
- Suitable for maintenance and general engineering use

GRIT	CODE	PRICE ex GST	PRICE inc GST
80G	A8100	\$25	\$27.50
120G	A8101	\$25	\$27.50
180G	A8103	\$25	\$27.50

Grinding Wheel Dressers



Diamond Dresser

- 0.5CT industrial diamond
- Ø3/8" x 4" long

CODE	ex GST	inc GST
G189	\$24	\$26.40

Rotary Wheel Dresser

- Ø32mm x 12mm wide cutters
- Soft plastic hang grip
- 250mm overall length
- 12mm wide support lugs

CODE	ex GST	inc GST
G189A	\$25	\$27.50

Universal D-BIT Grinder

TM TOOLMASTER

TM-U3

- Diamond wheel
- Halogen light 12V

Includes: Collets: 4, 6, 8, 10, 12, 16mm, 1/4", 3/8", 1/2", 5/8" ✓ Wheel dresser with diamond ✓ Drill grinding attachment ✓ Diamond wheel ✓ Aligning finger ✓ End mill grinding attachment ✓ Lathe grinding attachment ✓ Wheel flange mounted ✓



MODEL ORDER CODE		TM-U3 G1975
Grinding Wheel	type	Diamond Wheel
Taper Angle	deg	0-180
Relief Angle	deg	0-45
Negative Angle	deg	0-26
Collet	type	5C
Spindle Speed	rpm	5200
Motor Power	W	370
Voltage	V	240
Weight	kg	52
PRICE	ex GST	\$1,390
PRICE	inc GST	\$1,529

Universal Tool & Cutter Grinder

TM TOOLMASTER

TM-6025Q

- High-precision linear ball slide rail
- 360° rotating head
- 150mm diamond dish grinding wheel
- Includes motorised work head & tailstock



Watch Video



MODEL ORDER CODE		TM-6025Q G198
Maximum Grinding Cap. Ø mm		250
Long. Travel X-Axis	mm	350
Cross Travel Y-Axis	mm	150
Vertical Travel Z-Axis	mm	140
Swivel Head Capacity	deg	360°
Grinding Wheel Speeds	rpm	4200 & 7000
Centre Height	mm	135
Centre Distance	mm	210
Spindle Head Taper	MT	4
Table Size	mm	680 x 130
Motor Power	kW/hp	0.37/ 0.5
Voltage	V	240
Weight	kg	212
PRICE	ex GST	\$5,950
PRICE	inc GST	\$6,545

Manual Surface Grinder

SG-340

- Ball bearing table slides
- Vertical dial graduations 0.5mm
- Cross travel graduations 0mm
- Magnetic chuck 300 x 150mm
- 550W / 3/4hp 240V motor
- Angular contact spindle bearings

Includes Stand



HAFCO METALMASTER

MODEL ORDER CODE		SG-340 G203
Chuck Size	mm	300 x 150
Longitudinal Table Traverse	mm	340
Cross Table Traverse	mm	170
Spindle to Table	mm	275
Wheel Diameter	mm	180
Vertical Graduations	mm	0.5
Vertical Graduations /Rev.	mm	1
Motor Power	kW / hp	550 / 3/4
Voltage	V	240
Weight	kg	260
PRICE	ex GST	\$5,250
PRICE	inc GST	\$5,775

Manual / Hydraulic Surface Grinders

SG-820, SG-820H

- Hydraulic longitudinal table travel SG-820H
- Precision Japanese P4 spindle ball bearings
- Coolant system with flexible nozzle
- Cast iron machine body and stand
- Manual one shot lubrication pump
- Wheel balancing stand and arbor
- Magnetic Chuck 400 x 200mm
- Diamond wheel dresser
- Halogen work light

Hydraulic longitudinal table travel SG-820H



HAFCO METALMASTER

MODEL ORDER CODE		SG-820 G218	SG-820H G220
Operation	Man./Hyd.	Manual	Hydraulic
Chuck Size	mm	400 x 200	400 x 200
Long Traverse	mm	530	530
Cross Traverse	mm	220	220
Spindle to Table	mm	490	450
Wheel Diameter	mm	200	200
Vertical Increments	mm	0.01	0.01
Motor Power	kW / hp	1.1 / 1.5	1.1 / 1.5
Voltage	V	415	415
Weight	kg	800	850
PRICE	ex GST	\$6,750	\$10,950
PRICE	inc GST	\$7,425	\$12,045

Other
Models
Available



BMT-3060AH

BEMATO® BMT Series

- Spindle contains P4 grade pre-loaded precision angular contact bearings. The spindle and motor are dynamically balanced
- Automatic pressure lubrication system to slide-ways and screws with timer adjustment providing optimum machine conditions
- High-tensile ribbed cast iron base and column tempered and stress relieved for maximum rigidity and minimum vibration
- Automatic down-feed AD5 controller and rapid UP/DOWN system (BMT-2550AH, BMT-3060AH & BMT-4080AH)
- V-way slides are coated with Turcite-B to minimise friction between slides
- Design and quality assurance exceeds DIN, JIS and ISO standards



BEMATO® Standard Features BMT-2550AH, BMT-3060AH & BMT-4080AH

- Electro-magnetic chuck with demagnetizer
- Balancing arbor & balancing stand
- Parallel dresser
- Wheel flange
- AD 5 Controller
- Coolant system & work light

AD5 Features: BMT-2550AH, BMT-3060AH & BMT-4080AH

- 2-step grinding procedure: roughing – finishing
- Minimum incremental feed 0.001mm
- Plunge and surface grinding
- Preset spark out
- Rapid auto return to home positions

Optional Accessories

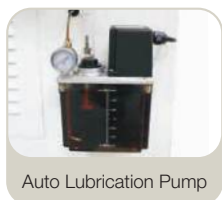
- Magnetic separator for coolant system, Radius forming attachment, Dust extraction system, Auto paper strip, Filter & Punch former



Coolant Pump & Tank
BMT-3060AH



Hydraulic Table Feed
Control BMT-3060AH



Auto Lubrication Pump



Programmable AD5
Controller

MODEL		BMT-1545AH	BMT-2045AH	BMT-2550AH	BMT-3060AH	BMT-4080AH
ORDER CODE		G242	G243	G244	G248	G250
AD5 Automatic Controller	Manual / Automatic	Manual	Manual	AD 5 Automatic	AD 5 Automatic	AD 5 Automatic
Magnetic Chuck Size	mm	450 x 150	450 x 200	500 x 250	600 x 300	800 x 400
Table Travel (X & Y)	mm	500 x 185	500 x 235	550 x 270	670 x 340	860 x 450
Spindle Centre to Table	mm	450	450	500 (opt. 600)	500 (opt. 600)	550 (opt. 650)
Longitudinal Feed	M/min	5 ~ 25	5 ~ 25	5 ~ 25	5 ~ 25	5 ~ 25
Cross Feed - Hand Wheel	(mm/rev.) / (mm/grad.)	5 / 0.02	5 / 0.02	5 / 0.02	5 / 0.02	5 / 0.02
Cross Feed - Automatic	mm	0.1~12	0.1~12	0.1~12	0.1~20	0.1~20
Vertical Automatic Down Feed - AD5	mm/Time	~	~	0.001~0.099	0.001~0.099	0.001~0.099
Vertical Feed - Hand Wheel	(mm/rev.) / (mm/grad.)	2 / 0.01	2 / 0.01	2 / 0.005	2 / 0.005	2 / 0.005
Vertical Feed - Rapid	(mm/min)	450	450	350	350	350
Wheel Speed	rpm	2900	2900	2900	1450	1450
Grinding Wheel	mm	Ø205	Ø205	Ø205	Ø355	Ø405
Motor Power	kW/hp	1.5 / 2	1.5 / 2	1.5 / 2	3 / 5	3 / 5
Voltage	V	415	415	415	415	415
Weight	kg	1100	1150	1550	1950	3500
PRICE	ex GST	\$25,450	\$26,450	\$33,950	\$38,950	\$56,950
PRICE	inc GST	\$27,995	\$29,095	\$37,345	\$42,845	\$62,645

Workshop Equipment / Lifting

Industrial Floor Fan

KOOL

FD-45 - Ø450mm

- 3 x fan speeds
- 450mm blade diameter
- 124 cub M/min flow rate
- Head tilts to 140°
- Strong steel chrome guard & frame
- 165W 240V motor, 1350rpm

Tilting Head 140°



CODE	ex GST	inc GST
F026	\$120	\$132

Industrial Fans

KOOL

WF-75 & PF-75 - Ø750mm

- 3 x fan speeds
- 750mm blade diameter
- Flow rate 290 cubic M/min
- Oscillates to 90°
- 280W 240V motor, 1400rpm
- 1740 ~ 2120mm pedestal height adj. (PF-75)
- Head tilts to 120° (PF-75) & 30° (WF-75)

Tilting Head 120°



CODE	ex GST	inc GST
F030	\$170	\$187



CODE	ex GST	inc GST
F032	\$180	\$198

AF-30 Portable Industrial Axial Flow Fan

KOOL

- Industrial motor, 100% copper wound
- 60 cub M/min flow rate
- 300mm diameter • Chrome blade guard
- 345 Pa static pressure
- 520W 240V motor, 2900rpm
- Ideal for non-flammable fume extraction



CODE	ex GST	inc GST
F050	\$160	\$176

DH-30 PVC Air Duct 5M x Ø300mm

KOOL



CODE	ex GST	inc GST
F051	\$60	\$66




Shown Mounted to Fan

RFM-900 Rubber Floor Mat

HAFCO

- Ideal for the workshop
- Clips together for desired size area needed



Clips Together

910 x 910mm
10mm Thick

CODE	ex GST	inc GST
M805	\$29	\$31.90



RFM-1500 Rubber Floor Mat

HAFCO

- Ideal to reduce fatigue in your legs, feet & back, while standing on hard surfaces for long periods of time



Tapered Edge

1505 x 905mm
8mm Thick

CODE	ex GST	inc GST
M800	\$40	\$44



Industrial Wet & Dry Vacuum Cleaners

WDV-3P - 30 Litre

- 1200W 240V motor
- 30 Litre stainless steel tank
- 1500mm hose length with extendable wand
- Auto on/off switch for power tool connections

Includes: 1 x Round brush ✓
1 x Crevice tool ✓ 1 x Cloth filter ✓
1 x Wet & 1 x Dry floor nozzle ✓
1 x Pleated cartridge filter (WDV-3P) ✓
3 x Paper dust bags &
1 x Foam filter (WDV-3P) ✓



CODE	ex GST	inc GST
V504	\$220	\$242

WDV-8 - 80 Litre

- 2400W (2 x 1200W industrial motors)
- Large 80 litre stainless steel tank
- 2600 litres per minute air flow
- 1500mm hose length

Includes: 1 x Round brush ✓
1 x Crevice tool ✓
1 x Cloth filter ✓
1 x Wet & 1 x Dry floor nozzle ✓



CODE	ex GST	inc GST
V508	\$450	\$495

Workshop Equipment / Lifting

Engine Stands



ESS-450

- 450kg capacity
- Four caster wheels
- Support mount rotates 360°
- Two front wheels swivel
- 790mm centre height



CODE	ex GST	inc GST
A341	\$100	\$110

HES-907F

- 907kg capacity
- Heavy duty construction
- Five swivel caster wheels
- Support mount rotates 360°
- Fold-up legs for storing
- 815mm centre height



CODE	ex GST	inc GST
A340	\$230	\$253

ESR-450

- 450kg capacity
- 360° geared rotating engine mounting plate & arms
- Heavy duty steel frame construction
- Six swivel caster wheels
- Fold-up legs for storing



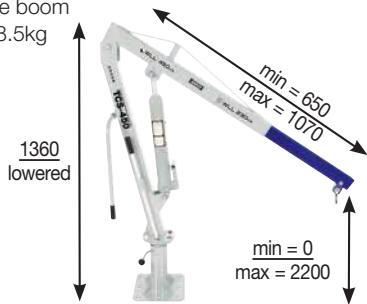
CODE	ex GST	inc GST
A337	\$450	\$495

Swivel Truck Cranes

TCS-450




- 450kg capacity
- Swivels 360°
- Adjustable boom
- Weight 48.5kg



CODE	ex GST	inc GST
A353	\$270	\$297

TCS-907

- 900kg capacity
- Swivels 360°
- Supplied with 2T bow shackle at lifting point
- Weight 88kg



CODE	ex GST	inc GST
A354	\$400	\$440

UTECRANE500



- 800kg double line lift
- 500kg single line lift
- 360° working angle
- 12V DC electric winch



CODE	ex GST	inc GST
A356	\$800	\$880


Engine Cranes - 1.25 Tonne



HC-1.25T

- Double action manual hydraulic pump
- Portable on six swivelling caster wheels
- Adjustable lifting boom: 310kg, 625kg, 930kg or 1250kg
- T-bar handle with grips allows greater manoeuvrability control
- Fold-up legs for storage
- Tested to 1.25T to comply with Australian Standards
- Heavy duty steel construction weighing 90kg

Automotive Package Deals Available Online



Double Action Pump



Handle For Easy Maneuverability

MODEL	HC-1.25T	
ORDER CODE	A350	
Lifting Capacity	Tonne	1.25
Operation Type	Hydraulic	
Weight	kg	92
PRICE	ex GST	\$420
PRICE	inc GST	\$462



Fold Up Legs



View Buyers Guide

Workshop Equipment / Lifting

2059T Hydraulic Transmission Lifter

- 500kg capacity
- Hydraulic 2 stage telescopic lift
- 2 way tilting saddle - 9° forward, 17° rearward
- Minimum height - 820mm
- Maximum height - 1768mm
- Foot pedal allows use of both hands
- 4 x steel swivel caster wheels

TRADE QUIP **TQ**

CODE	ex GST	inc GST
A3452	\$775	\$852.50



VJ-680 Vehicle Positioning Jacks

- Includes set of two jacks
- 680kg load capacity per jack
- 270mm maximum tyre width
- 620mm maximum opening
- Hydraulic foot operated pump
- 360° low friction caster wheels
- 4 x heavy duty swivelling wheels

**680kg
Load
Capacity**



HAFCO

CODE	ex GST	inc GST
A332	\$300	\$330



MLP-454 Motorcycle Lift Table


- 454kg Load Capacity
- Extra Large 2200 x 680mm platform for bigger bikes
- Operated either by a pneumatic hydraulic cylinder or foot pump to lift the platform & with foot operated lever to lower the platform
- Detachable full width loading ramp
- Heavy duty rubber lined front wheel clamp, 165mm max capacity
- Removeable cover for convenient rear wheel changes
- Comes standard with 2 position platform locking device to prevent accidental lowering
- Quality wheels and swivel castors making it easier to position and move around
- 4 tie down points on platform, 2 each side
- 1/4" BSPT Air Inlet Fitting

HAFCO



**New
Release**

CODE	ex GST	inc GST
A3495	\$750	\$825



Front Wheel Clamp



Pneumatic Hydraulic Cylinder



Lays Flat for Easy Loading



Removable Rear Plate and Rear Ramp

Vehicle Axle Stands

ARMAS3000R & ARMAS5000R

- Heavy duty, high quality ratchet type axle stands
- Tested to Australian standards
- A high quality axle stand that provides a safe & efficient means of supporting vehicles
- Sturdy welded construction for added safety & strength
- One piece ratchet bar provides superior strength & durability
- Easy to use quick adjustment mechanism that securely locks stands into position
- Supplied and priced as a set of 2 stands

ARMSTRONG
Better by design



Professional Hydraulic Trolley Jacks

Tested to Australian Standards

ARMM800QL

- 2000kg (2 Tonne)
- Fast "quick lift" two piston pump
- Polished ram & cylinder
- Stroke limitation system
- Quality & durable seals
- 695mm overall length



STEEL

ARMM901QL

- 2500kg (2.5 Tonne)
- Fast "quick lift" two piston pump
- 102mm low profile design
- Universal joint release control
- Ø125mm lifting point
- 770mm overall length



STEEL

ARMARJ2000

- 2000kg (2 Tonne)
- Aluminium design 23kg
- Fast "quick lift" two piston pump
- 97mm low profile design
- Universal joint release control
- Ø120mm lifting point
- 730mm overall length



ALLOY

MODEL	ARMAS3000R	ARMAS5000R
ORDER CODE	A3435	A3445
Capacity	Tonne 3000	5000
Min./Max. Height	mm 295-440	385-620
PRICE	ex GST	\$140
PRICE	inc GST	\$154
		\$210
		\$231

MODEL		ARMM800QL	ARMM901QL	ARMARJ2000
ORDER CODE		J021	J022	J024
Lifting Capacity	Tonne	2	2.5	2
Min.-Max. Height	mm	130-470	102-520	97-490
Weight	kg	35.5	44	23
PRICE	ex GST	\$362.73	\$480	\$635.45
PRICE	inc GST	\$399	\$528	\$699

**Package
Deals
Online**

Workshop Equipment / Lifting

Roller Seats

RSP-500

- Ø300mm round padded seat rotates 360°
- Min. chair height = 380mm
- Max. chair height = 500mm
- Work tray under seat
- 5 swivel wheels



CODE	ex GST	inc GST
A360	\$50	\$55

DMRS-600

- Sturdy frame with a 150kg weight capacity
- 450 ~ 600mm adjustable seat height
- Thick, padded seat, Ø350mm x 75mm
- 5 x 75mm Swivel caster wheels allows 360° rotation
- Tool tray with 5 compartments



New Release

CODE	ex GST	inc GST
A361	\$150	\$165

HAFCO

TCS-3 Mobile Tool Storage Cabinet Seat

- 2 x magnetic fold up side (3 drawer) trays
- Padded seat for comfort
- Rear tool or screwdriver holder
- 4 x swivel caster wheels
- Ball bearing drawer slides

Side Trays Fold Up



HAFCO

CODE	ex GST	inc GST
A001	\$100	\$110

GSP-795 Pneumatic Stool

- Pneumatic seat adjusts from 675 - 795mm
- Ø360mm high density foam padded seat
- Chrome plated heavy duty steel frame with footrest
- Seat allows 360° rotation
- 135kg weight cap.



HAFCO

CODE	ex GST	inc GST
A359	\$90	\$99

MCW-42HD Mechanics Creeper

- Low Profile: 122mm height (frame), or 210mm with push handle
- 6 x Ø75mm wheels for smooth, stable movement
- Holds up to 136kg person
- 45mm cushion thickness
- 3-position adj. headrest



HAFCO

CODE	ex GST	inc GST
A362	\$120	\$132

New Release

STT-4W Service Tool Tray

- 800-1200mm adjustable tray height
- 4 x rubber outer caster wheels (2 x locking)
- Removable top tray with 4 x swivel wheels
- 2 x magnetic compartments
- 3 x Larger, non-magnetic compartments
- 15 x Socket holders from Ø19-Ø32mm



New Release

HAFCO

CODE	ex GST	inc GST
T757	\$160	\$176

Grease Guns

lubemate by macnaught **m macnaught**



L-MPG MINI PISTOL
Hand Operated

CODE	ex GST	inc GST
G070	\$35.45	\$39

12 MONTH WARRANTY



L-PG450PV PISTOL GRIP
Hand Operated (suits 450g)

CODE	ex GST	inc GST
G072	\$90	\$99

12 MONTH WARRANTY



K29 - FLEXIGUN®
Hand Operated (suits 450g)

CODE	ex GST	inc GST
G063	\$130	\$143

10 YEARS WARRANTY

10 YEARS WARRANTY

K7 - MINILUBE®
Manual Operated (suits 2.5kg)

CODE	ex GST	inc GST
G060	\$350	\$385



10 YEARS WARRANTY

P3 - POWERLUBE®
Pneumatic (suits 20kg)

CODE	ex GST	inc GST
G062	\$1,361.82	\$1,498



Oil Transfer Pumps & Suction Gun

L-TUP1L TOP UP PUMP
Hand Operated (1 Litre)

CODE	ex GST	inc GST
G076	\$29	\$31.90



C16 - SUCTION GUN
Hand Operated (500ml cap.)

CODE	ex GST	inc GST
G065	\$60.91	\$67



MAOP20 - OIL TRANSFER PUMP
All Purpose - 20 Litre

CODE	ex GST	inc GST
G077	\$70	\$77



Grease Cartridge - 450g

- A superior multi-purpose grease for low and high temperatures possessing excellent lubrication characteristics for a wide range of anti-friction and plain bearings, gears and couplings in automotive, marine, agricultural and industrial application

GW GULF WESTERN OIL
DO THE DISTANCE

CODE	ex GST	inc GST
G057	\$18.18	\$20



CHP-60 Hydraulic Chassis Punch Set

- Suitable for punching holes in sheet metal
- Includes 22.5, 28.3, 34.6, 43.2, 49.6, & 61.5mm punches
- 1.6mm mild steel capacity • 2mm MS capacity up to 28.3mm
- 12mm hole required before punching



CODE	ex GST	inc GST
P020	\$250	\$275



PSW-100 Adjustable Pin Spanner Wrench Set

- 8 x drive pin sizes - Ø2.5, Ø3, Ø4, Ø5, Ø6, Ø7, Ø8 & Ø9mm
- Chrome vanadium forged steel - 250mm long
- Adjustable pin centres from 20mm - 100mm
- Knurled centre adjusting screw head
- Precision machined pins provide engagement with holes or slots



CODE	ex GST	inc GST
P001	\$90	\$99

MGP-6R Ratcheting Gear Puller Set - 2 & 3 Jaw Type

- Jaws & thread made from chrome molybdenum
- Reversible jaws (internal or external)
- Ratchet action jaw lock alignment
- Includes 3 x 100mm & 3 x 175mm legs & a blow mould case



Watch Video



CODE	ex GST	inc GST
P005	\$130	\$143

MGP-17 Puller Set with Slide Hammer

- 17 piece set
- Drop forged heat treated steel jaws
- 15-30mm internal diameter cap.
- 15-80mm external diameter cap.
- 3 sets 100mm legs



CODE	ex GST	inc GST
P013	\$120	\$132

HGP-22 Hydraulic Gear Puller Kit



- 22 piece set
- 2 or 3 leg puller legs
- 10 Tonne hydraulic ram
- 100, 150 & 200mm pulling legs
- 35-115mm bearing separator
- 2 & 3 jaw yoke assembly & cross beam
- Extension rods & centring adaptors



CODE	ex GST	inc GST
P011	\$490	\$539

BPK-30 Puller Kit Slide Hammer

- Specialised kit for extracting blind hole bearings
- Chrome plated steel slide hammer with t-handle
- 8 bearing extractor collects suit applications with an inside diameter between 8 to 32mm
- Collet sizes: 8,10,12,15,17,20,25,30mm
- Includes blow mould plastic storage case to keep set organised



CODE	ex GST	inc GST
P015	\$180	\$198

PBR-10H Hydraulic Panel Beating Ram Kit



- 11 piece set • 4 x Pulling hooks
- 10 Tonne ram - 350~500mm
- 10 Tonne ram - 118~178mm
- 5 Tonne pull back ram - 613~483mm
- 4 Tonne ram - 276~408mm
- 4 Tonne ram - 42~58mm
- 2 Tonne mini ram - 139~215mm
- 2 Tonne pull back ram - 537~409mm




CODE	ex GST	inc GST
A365	\$280	\$308

PBK-10H Hydraulic Panel Beating Kit



- 14 piece set, 2 stage fast/slow pump with hose and fittings
- 10 tonne ram with 130mm stroke
- 0.5 tonne spreader ram
- 78mm round rubber head
- 110, 265, 365 & 520mm extension tubes
- Cylinder toe, extension toe, base plate, tapered wedge head, round head & square head



CODE	ex GST	inc GST
A366	\$260	\$286

Workshop Equipment / Lifting

Parts Washers

APW-22 - Bench Model (22 Litre Tank)

- Sealed re-circulating motor and a flexible hose
- 240V pump - 113 Litres/hour
- 12 Litre fluid capacity
- Tank size 398 x 298 x 210mm
- Weight 7.5kg



CODE	ex GST	inc GST
A370	\$90	\$99

APW-76 - Floor Model (76 Litre Tank)

- Sealed re-circulating motor and a flexible hose
- Fusible hinged lid will close in event of fire
- 240V pump - 180 Litres/hour
- 45 Litre fluid capacity
- Tank size 700 x 480 x 250mm
- Weight 26kg



CODE	ex GST	inc GST
A368	\$200	\$220

APW-140 - Floor Model (140 Litre Tank)

- Sealed re-circulating motor and a flexible hose
- Fusible hinged lid will close in event of fire
- 240V pump - 180 Litres/hour
- 85 Litre fluid capacity
- Tank size 1060 x 520 x 270mm
- Weight 45kg



CODE	ex GST	inc GST
A374	\$300	\$330

APW-BR Optional Brush

- 230mm Brush
- 405mm Flexible hose

CODE	ex GST	inc GST
A376	\$16	\$17.60



Parts Washer - Concentrate

- Hafco MetalMaster Parts Cleaner is a water-based, safer alternative to solvent based degreaser. It is formulated for cleaning and degreasing engineering and industrial parts and washable surface.
- Dilution Rate 1 : 10
- Water Based
- Non toxic, non flammable, non caustic, non hazardous



PWC5

PWC20

MODEL		PWC5	PWC20
ORDER CODE		A378	A377
Size	Litres	5	20
Makes	Litres	50	200
PRICE	ex GST	\$39	\$130
PRICE	inc GST	\$42.90	\$143

Electric Motors - 240V

- TEFC - (Totally enclosed fan cooled)
- Reversible motors
- Thermal overload with manual reset
- Foot mounted



EM2-14

For full specifications see
www.machineryhouse.com.au



MODEL	hp	VOLTAGE	Amp	SHAFT	rpm	CODE	ex GST	inc GST
EM1-14	1	240V	10	Ø5/8"	1440	E040	\$220	\$242
EM2-14	2	240V	10	Ø19mm	1440	E092	\$340	\$374
EM25-28	2.5	240V	15	Ø19mm	2800	E084	\$300	\$330
EM3-28	3	240V	15	Ø19mm	2800	E112	\$320	\$352

Workshop Equipment / Lifting

Platform Trolley's

- Ideal for stores & workshops to greatly minimise back injury

RST-300


- 2 fixed & 2 swivel solid rubber wheels
- Soft foam hand grip
- Fold flat for storage

RST-300P

- 2 fixed & 2 swivel pneumatic wheels
- Soft foam hand grip
- Fold flat for storage



HAFCO



MODEL ORDER CODE	RST-300 T670	RST-300P T672
Load Capacity kg	300	300
Handle Type	Folds Flat	Folds Flat
Wheel Type / mm	Solid Rubber / Ø127	Pneumatic / Ø203
Base Size mm	910 x 610	910 x 610
Weight kg	16	22.7
PRICE ex GST	\$110	\$165
PRICE inc GST	\$121	\$181.50

Lifter Trolleys

HAFCO

LT & LTH Series

- Ideal for stores & workshops to greatly minimise back injury
- Easy foot operated hydraulic action
- Positive wheel lock for safety
- Four wheels with the rear two swivelling

Extra Features: LTH Series

- Smooth action hand lever for lowering table
- Heavy duty 125 x 35mm ball bearing wheels
- Heavy steel construction for extra rigidity
- Handle folds flat for easy storage (J055)
- Quality products sold for over 15 years

227kg



360kg



500kg



350kg

HI LIFT



MODEL ORDER CODE	LT-227 J049	LT-360 J051	LTH-500 J055	LTH-350 J052
Load Capacity kg	227	360	500	350
Lift Height mm	710	775	900	1300
Min. Table Height mm	225	240	280	350
Table Length mm	708	820	815	910
Table Width mm	450	520	500	500
Shipping Dim. (LxWxH) cm	83 x 51 x 31.5	95 x 57 x 33	97 x 55 x 55	101 x 55 x 53
Weight kg	51	51	102	127
PRICE ex GST	\$320	\$440	\$620	\$720
PRICE inc GST	\$352	\$484	\$682	\$792

PT-2500 Hydraulic Pallet Truck

HAFCO

- 2500kg load capacity • Fork: 1220 x 685mm (LxW)
- Polyurethane-coated cast iron wheels
- 180° turning circle with dual front wheels
- 3-stage control lever with overload bypass valve
- Fork legs reinforced with welded box section
- Front guide wheel to assist with pallet entry



Lift Height
85~195mm



MODEL ORDER CODE	PT-2500 J061
PRICE ex GST	\$390
PRICE inc GST	\$429

FLA-2T Forklift Jib Attachment

HAFCO

- T bar screw locks for fork tine's
- Swivel hook with latch
- Steel construction with 465mm fork tine centres
- 1200mm safety chain
- Complies with standard AS/NZS2359.1



MODEL ORDER CODE	FLA-2T C195
PRICE ex GST	\$320
PRICE inc GST	\$352

Workshop Equipment / Lifting

Chain Blocks

- Double pawl spring mechanism
- Spring loaded safety latches
- Single fall load chain for increased speed
- G80 grade load lifting chain
- Complies with AS/NZS1418.2

HAFCO

MODEL		HS-S 1T 3M	HS-S 1T 6M	HS-S 2T 3M
ORDER CODE		C143	C144	C145
Capacity	Tonne	1	1	2
Lift Height	metres	3	6	3
PRICE	ex GST	\$130	\$160	\$160
PRICE	inc GST	\$143	\$176	\$176



Girder Trolleys

- Suits universal & I-beams
- Ball bearing wheels
- Complies with AS/NZS1418.2

HAFCO


MODEL		HGT-1T	HGT-2T
ORDER CODE		C147	C148
Capacity	Tonne	1	2
Beam Width	mm	64 - 203	88 - 203
PRICE	ex GST	\$120	\$170
PRICE	inc GST	\$132	\$187



Girder Clamp

- Heavy duty construction
- Suits I-beams & universal beams
- Complies to AS/NZS4991

HAFCO



MODEL		HGC-1T
ORDER CODE		C146
Capacity	Tonne	1
Beam Width	mm	75 - 230
PRICE	ex GST	\$65
PRICE	inc GST	\$71.50

Lever Blocks

- Robust all steel construction
- Super strength alloy load chain - 1.5T, 3T & 6T models fitted with grade 100 chain (GLHLL075 & GLHLL150)
- All hooks fitted with spring safety latch
- Durable stainless steel labels
- Complies with AS/NZS1418.2
- Meets or exceeds other International Standards such as GS, CE & ANSI

GARRICK
LIFTING EQUIPMENT



MODEL		GLH025	GLH050	GLHLL075	GLHLL150
ORDER CODE		C171	C172	C173	C174
Capacity	Tonne	0.25	0.5	0.75	1.5
Lift Height	metres	1	1.5	1.5	1.5
PRICE	ex GST	\$120	\$138.18	\$195.30	\$236
PRICE	inc GST	\$132	\$152	\$214.83	\$259.60

Universal Plate Clamps

GVC016, GVC020

- 1.6 Tonne (GVC016)
- 2 Tonne (GVC020)
- Robust all steel construction
- Durable stainless steel labels
- Complies with AS/NZS1418.2
- Meets or exceeds other International Standards such as GS, CE & ANSI

TOHO
By **GARRICK**



Load Capacity	Plate Thickness	Nett Weight	Speed m/min	CODE	ex GST	inc GST
1.6 Tonne	0-20mm	8kg	3.6	C177	\$141.08	\$155.19
2 Tonne	0-20mm	8.5kg	4.6	C178	\$160	\$176

MGT-1T Mobile Girder Rail 1 Tonne

- 1 tonne load capacity
- 2540 - 3600mm adjustable gantry height with quick release safety locking pins - both ends
- 2300mm inside frame clearance
- 2600mm outside frame width
- 4 x swivel caster wheels with brake
- 76mm I beam width

HAFCO



MODEL		MGT-1T
ORDER CODE		C188
Load Capacity	kg	1000
Inside Width	mm	2300
Ship Dim. (LxWxH)	cm	228.5 x 52 x 21
Weight	kg	136
PRICE	ex GST	\$900
PRICE	inc GST	\$990



Package Deal
C188 - Girder Rail,
C143 - 1Tx3M Chain Block,
C147 - 1T Girder Trolley
\$1,155 inc GST (K088)
SAVE \$110



Lever Action
Height Adjustment

Compact Wire Rope Hoists

- Designed for use on building sites and multi-storey units, these compact electric rope hoists are also suitable for a wide range of applications in warehouses, storage areas, factories, etc.
- Light weight and compact design
- Sensor arm automatically stops motor if the wire rope is under-wound
- Dynamic & mechanical brake providing instant & safe braking
- Automatic upper limit switch, when rope disc touches the limit arm
- Lower overwind limit switch
- Convenient 240 volt/single phase power supply
- Wire rope with 360° hook with safety latch
- Includes 3 metre power lead & plug, 10 metre heavy duty IP65 waterproof pendant control
- Complies with AS/NZS 1418.2 standard



Model	Lift Capacity	Lift Height	Speed m/min	Voltage	CODE	ex GST	inc GST
TBH250	250kg	30 metre	19	240	H257	\$1,027.27	\$1,130
TBH500	500kg	30 metre	13	240	H259	\$1,470.00	\$1,617

Electric Chain Hoists

- Light weight, compact design with high efficiency motor
- Pressed steel structure, high strength body
- High tensile alloy steel top & bottom hooks
- Grade 80 - 7.1mm alloy steel load chain
- Limit switches fitted at top and bottom ends to prevent chain run-out
- 240V, 1200 watts, single speed motor
- 415V, 400/1200 watts, 2 speed motor



Load limited & thermal prevention device fitted



Complies with AS/NZS1418.2

Model	Lift Capacity	Lift Height	Speed m/min	Voltage	CODE	ex GST	inc GST
TECH0103	1 Tonne	3 metre	6	240	H250	\$2,156	\$2,371.60
TECH2SP0103	1 Tonne	3 metre	1.2/3.5	415	H2562	\$2,401	\$2,641.10
TECH0106	1 Tonne	6 metre	6	240	H251	\$2,205	\$2,425.50
TECH2SP0103	1 Tonne	6 metre	1.2/3.5	415	H2561	\$2,499	\$2,748.90
TECH0203	2 Tonne	3 metre	3	240	H254	\$2,352	\$2,587.20
TECH0206	2 Tonne	6 metre	3	240	H255	\$2,745.45	\$3,020.00
TECH0206-ET	2 Tonne	6 metre	3	240	H2551	\$4,650	\$5,115.00

Load Skates & Accessories



- GLS-10T & GLS-15T load skates are designed to facilitate the moving, positioning or installation of a wide range of loads over short distance.
- GLSK20-1 packing plates have a rubber cushion pad that protects the surface of your load and fits directly onto the load skate & helps the load from not sliding off.
- GLSK20-5-8-DB turntable & handle have a rubber cushion pad & fits directly onto the load skate & allows the skate to maneuver around corners.
- The GLS-20T-KIT load skate kit includes 4 x 10T load skates, 2 x turntables & handles, 2 x packing plates, 2 x link bars, 1 x storage case & draw bar

GLS-10T
10T Load Skate

\$140 ex GST

\$154 inc GST (C167)

GLSK20-1
Packing Plate

\$150 ex GST

\$165 inc GST (C1681)

GLSK20-5-8-DB
Turntable & Handle

\$230 ex GST

\$253 inc GST (C168)

GLS-20T-KIT
20T Load Skate Kit

\$950 ex GST

\$1,045 inc GST (C169)

Bow Shackles



- Suitable applications: Marine, agricultural, towing, & general industrial
- Galvanised finish with yellow painted pin
- "Grade S" compliant & meets the requirement of AS 2741

Model	Capacity	Body Dia.	Pin Dia.	ORDER CODE	ex GST	inc GST
GSSB11	1.5 Tonne	11mm	13mm	H350	\$5.00	\$5.50
GSSB13	2.0 Tonne	13mm	16mm	H352	\$6.50	\$7.15
GSSB16	3.2 Tonne	16mm	19mm	H354	\$9.00	\$9.90
GSSB19	4.7 Tonne	19mm	22mm	H356	\$13.50	\$14.85
GSSB25	8.5 Tonne	25mm	29mm	H358	\$27.00	\$29.70
GSSB29	9.5 Tonne	29mm	32mm	H360	\$36.00	\$39.60



Lifting Slings

- Made from polyester
- Meets Australian standards



Capacity	Length	ORDER CODE	FLAT SLINGS	
			ex GST	inc GST
1 Tonne	1M	H316	\$6.45	\$7.10
1 Tonne	2M	H318	\$9.50	\$10.45
1 Tonne	3M	H320	\$14.25	\$15.68
2 Tonne	2M	H322	\$15.20	\$16.72
2 Tonne	3M	H324	\$20.90	\$22.99

Capacity	Length	ORDER CODE	ROUND SLINGS	
			ex GST	inc GST
1 Tonne	1M	H300	\$5.00	\$5.50
1 Tonne	1.5M	H305	\$8.50	\$9.35
1 Tonne	2M	H308	\$9.00	\$9.90
1 Tonne	3M	H307	\$14.50	\$15.95
2 Tonne	1.5M	H310	\$9.00	\$9.90
2 Tonne	2M	H314	\$15.18	\$16.70
2 Tonne	3M	H312	\$21.00	\$23.10



Ratchet Tie Down Straps

Cap.	Size	ORDER	RATCHET	STRAPS
		CODE	ex GST	inc GST
750kg	5Mx25mm	H280	\$15.00	\$16.50
1500kg	6Mx35mm	H282	\$18.59	\$20.45
2500kg	9Mx50mm	H284	\$18.00	\$19.80



Vertical Drum Clamp Lifter

GDLC

- For easy lifting and tilting of 20, 60 & 205 litre steel or plastic drums
- High grade hooks
- Alloy steel chain
- Built to industrial standards
- 6 x 18 x 500mm chain



CODE	ex GST	inc GST
C1775	\$110.50	\$121.55

Digital Crane Scale



DCS-1T - 1000kg

- Hi resolution back-light LCD display screen 40 x 63mm
- Convenient swivel shackle & hook with latch
- Large number display 22 x 11mm (high x width)
- 0.5kg increments
- Can be used in kilograms (kg) or pound (lb)



CODE	ex GST	inc GST
C191	\$320	\$352



Sandblasting

Sandblasting Cabinets



SB-100

- Portable but rugged steel cabinet
- Acrylic protective screen with replaceable shield
- Recommended to use 1 x 25kg abrasive grit & with a dust collector
- Recommended Free Air Delivery: 254L/min. @ 100psi
- Complete with internal low-voltage light, extra replacement shield, gloves, gun & ceramic tips



CODE	ex GST	inc GST
S288	\$220	\$242

INSIDE CABINET SIZE
(LxWxH) 590 x 500 x 300-360mm

SB-200

- Heavy-duty steel cabinet, includes stand & hopper
- Acrylic protective screen with replaceable shield
- Stands approx. 1.4 metres high
- Recommended to be used with dust collector
- Recommended to use 2 x 25kg abrasive grit
- Recommended Free Air Delivery: 340L/min. @ 100psi
- Complete with internal low-voltage LED light, tempered glass screen with replacement shields, gloves, gun & ceramic tips



CODE	ex GST	inc GST
S289	\$290	\$319

INSIDE CABINET SIZE
(LxWxH) 835 x 510 x 360-550mm

SB-375

- Pressure regulator with gauge
- 2 doors for easy access with safety interlocks
- Stands approx. 1 metres high
- Recommended to use 3 x 25kg abrasive grit
- Recommended Free Air Delivery: 340L/min. @ 100psi
- Complete with internal LED low-voltage light, tempered glass screen with replacement shields, gloves, gun & ceramic tips
- Includes dust extraction




Includes
Dust
Extraction



Includes
Led
Lighting



Filter Cleaner Push System



Inside Cabinet

CODE	ex GST	inc GST
S300	\$1,250	\$1,375

INSIDE CABINET SIZE
(LxWxH) 940 x 600 x 340-580mm

SBP-215



- Portable hopper on wheels
- 19 litre hopper capacity
- Industrial blasting gun & 2 metres of hose
- Includes 1/16" & 1/8" air jet
- 1/16" air jet requires 6cfm
- 1/8" air jet requires 25cfm



Made in Taiwan

CODE	ex GST	inc GST
S334	\$270	\$297

INSIDE HOPPER SIZE
Ø270 x 520mm approx

Garnet & Inda Glass Beads Garnet:

- Suitable on all stainless steel, anti-magnetic steel & all speciality alloys
- Tough, durable garnet grains produce far less dust when blasting. You can see better, work cleaner.
- Low consumption means you buy less, load less, clean up less and consequently dispose of less.
- Inda Glass: Precise control for peening, cleaning, finishing, & de-burring processes



25kg

TYPE	CODE	ex GST	inc GST
Medium Garnet	S296	\$36	\$39.60
Coarse Garnet	S295	\$36	\$39.60
Glass	S297	\$65	\$71.50

1Tonne

CODE	ex GST	inc GST
S296T	\$1,250	\$1,375
S295T	\$1,250	\$1,375
S297T	\$2,350	\$2,585



Consumables

Type	CODE	ex GST	inc GST
SHIELD FILM (Pack x 5) suits SB-100	SC100	\$18.90	\$20.79
SHIELD FILM (Pack x 5) suits SB-200, 375, 420	SC004	\$17.00	\$18.70
GLOVES suits SB-100, 200, 375, 420 & 990	2SC0035	\$36.50	\$40.15
BLAST GUN suits SB-100, 200, 375	6SC0042	\$43.05	\$47.36
4.5mm NOZZLE (Pack x 2) suits SB-100, 200, 375	6SC0059	\$14.00	\$15.40
5.0mm NOZZLE (Pack x 2) suits SB-100, 200, 375	6SC0060	\$14.00	\$15.40
6.0mm NOZZLE (Pack x 2) suits SB-100, 200, 375	6SC0061	\$14.00	\$15.40
7.0mm NOZZLE (Pack x 2) suits SB-100, 200, 375	6SC0062	\$14.00	\$15.40



Sandblasting Cabinets



- Foot operated industrial blast gun
- Internal LED lighting system
- Built in 240V vacuum and filter system at rear of sandblast cabinet
- Powder coated steel construction
- Recommended Free Air Delivery: 680L/min. @ 100psi
- Natural rubber-vinyl blast gloves
- Fitted with an air regulator
- Recommended to use 3 x 25kg abrasive grit
- Complete with gloves, air regulator, internal LED low-voltage light, air industrial duty blast gun with ceramic tips & extra shield

SB-420

- 2 side doors and front opening panel for easy access
- Stands 1675mm high with door closed



Includes Dust Extraction



Includes Led Lighting

SB-420 INSIDE CABINET SIZE
(LxWxH) 1200 x 600 x 340-570mm

CODE	ex GST	inc GST
S302	\$1,750	\$1,925

SBC-990

- Heavy duty foot pedal design with brass flow valve
- 2 x gas struts to assist front door opening with 2 x safety interlocks
- Stands 1770mm high with door closed



Industrial Duty Blast Gun



Blast Media Removal



Includes Led Lighting



SBC-990 INSIDE CABINET SIZE
(LxWxH) 1175 x 885 x 625-845mm

CODE	ex GST	inc GST
S305	\$2,390	\$2,629

Consumables

To suit SB-420 & SBC-990	CODE	ex GST	inc GST
FILM - Light (Pkt 5) SB-420 only	3SC0005	\$15.09	\$16.60
FILM - Light (Pkt 3) SBC-990 only	7SC0030	\$13.13	\$14.44
FILM - Screen (Pkt 5) SB-420 only	SC004	\$17.00	\$18.70
FILM - Screen (Pkt 4) SBC-990 only	7SC0024	\$24.00	\$26.40
NOZZLE 6mm (Pkt 2)	3SC0206	\$16.36	\$18.00
NOZZLE 7mm (Pkt 2)	3SC0207	\$17.00	\$18.70
GLOVES	2SC0035	\$36.50	\$40.15
BLAST GUN	3SC0300	\$60.00	\$66.00
AIR JET & SLEEVE	7SC5155	\$32.68	\$35.95



Industrial Sandblasting Dust Cyclone Extractor

SB-C870

- 2-Stage filtration
- High volume flow rate for superior visibility whilst sandblasting
- Polyester Terephthalate (PET) pleated filter cartridge, filters out particulates 5 micron or larger
- Induction motor for smooth & quiet operation
- Powder coated steel construction
- Conveniently mounted on/off switch
- Includes: 1.5m of 100mm flexible dust hose, flange mount hose chute, mounting template, fixing hardware to attach sandblast cabinets

CODE	ex GST	inc GST
S310	\$900	\$990



Attached to Sandblast Cabinet



Filter unit inside



22L catch bin



Compressors & Accessories



Pilot Air Guarantee

Pilot Air, Tried, Tested and Proven for over 40 Years

- Pilot Air promises expertise, support & value - that's exactly what we deliver
- All compressors are individually tested prior to shipping
 - Warranty: 12 month warranty
- Backed by a nationwide service network
- Custom built compressors also available



Industrial Vertical Air Receivers

- Manufactured to AS1210-3 and supplied with manufacturer's data report
- Supplied as standard with safety valve, pressure gauge and manual condensate drain
- Finished in industrial grade enamel
- Custom build and horizontal air receivers available on request



MODEL		3100150	3100300	3100600	31001000
ORDER CODE		C550	C552	C555	C556
Tank Capacity	Litre	150	300	600	1000
Max. Pressure	PSI/KPA	160 / 1100			
Inlet/Outlet	Thread	1-1/2"			
Tank Diameter	mm	420	600	600	800
Overall Height	mm	1550	1700	1900	2460
PRICE	ex GST	\$1,363.64	\$1,800	\$3,100	\$4,850
PRICE	inc GST	\$1,500	\$1,980	\$3,410	\$5,335



40 Litre Tank



50 Litre Tank

Oil-Less Air Compressor

FORZA TOOLS

- Super fast fill rate 0-100 psi
- Quieter than conventional air compressors, allowing for operation in confined spaces
- "Hush" filter / muffler combination air boxes providing quieter intake noise
- Heavy duty motors designed with a wide mouth crank case to fit an oversized fan generating more air volume and better cooling for the motor, cylinders, pistons and valves than conventional belt driven compressors
- Low maintenance compared to belt drive compressors
- Compact and stable with a low centre of gravity



120 Litre Tank

Compressor Pumps

- C12 - twin cylinder pump
- C16 - triple cylinder pump



C12



C16

Model	Suits	CODE	ex GST	inc GST
C12	Super 12	C397	\$450.00	\$495
C16	Super 16	C399	\$645.45	\$710

MODEL		FORZA TOOLS	FORZA TOOLS	FORZA TOOLS
ORDER CODE		C3411	C3412	C3413
Tank Capacity	Litres	40	50	120
Drive Type		DIRECT	DIRECT	DIRECT
Displacement	CFM / L/min	13 / 380	17 / 500	20 / 575
Free Air Delivery	CFM / L/min	13 / 255	17 / 320	20.31 / 320
Cylinders	Pump Type	QUAD PISTON	QUAD PISTON	QUAD PISTON
Motor Power	kW / hp	1.5 / 2	1.5 / 2	1.1 / 1.5
Voltage	V / Amps	240 / 10	240 / 15	240 / 15
Weight	kg	35	40	68
PRICE	ex GST	\$635.45	\$817.27	\$1,362.73
PRICE	inc GST	\$699	\$899	\$1,499



TM325i+

Other Models Available Online



TM420SDL+

pilotair TM325i+, TM420SDL+

Expertise, Support, Value.

- The TM Series is Pilot Air's most popular air compressors
- Designed & built with high quality & oversized components for longer, trouble-free life with less wear & tear. Ideal for heavy duty use in trades that need a reliable & durable air source
- Air receivers built to Australian Standard
- Twin cast iron cylinder compressor pump
- Includes fitted air pressure regulator

pilotair K25SDL Super Duty

Expertise, Support, Value.

- Exceptional durability and efficiency make this 240V compressor suitable for the most heavy duty industrial use
- Ideal for truck and forklift tyres
- Slow revving 2-stage pump, 1100kpa / 160psi
- Air receivers built to Australian Standard

pilotair K17 DUPLEX

Expertise, Support, Value.

- Designed for where three phase power is not available, but a compressor with a higher output than a standard 240 volt compressor is needed
- 2 x compressor pumps made in Italy
- 2 x 2.2kW motors
- Requires 2 x 240V 15Amp power supply

✓ 3-year warranty on pumps



K25SDL



K17 DUPLEX



Reciprocation Compressor Oil Available



3 Micron Pre-Filter for Refrigerated Air Dryer

Pilot Air Guarantee

Pilot Air, Tried, Tested and Proven for over 40 Years

- Pilot Air promises expertise, support & value - that's exactly what we deliver
- All compressors are individually tested prior to shipping
 - Warranty: 1 year on all components
 - Backed by a nationwide service network
 - Custom built compressors also available

MODEL		TM325i+	TM420SDL+	K25SDL	K17 DUPLEX
ORDER CODE		C5031	C5051	C511	C515
Tank Capacity	Litre	50	100	100	147
Cylinders / Stages		2 / 1	2 / 1	2 / 2	2 x 2 / 1
Max. Pressure	PSI / KPA	145 / 1000	145 / 1000	160 / 1100	145 / 1000
Free Air Delivery	L/min	196	256	289	557.4
Motor Power	kW	1.8	2.2	2.2	2 x 2.2
Volts / Amps	V / Amp	240 / 10	240 / 15	240 / 15	2 x 240 / 15
Shipping Dim. (LxWxH)	cm	99 x 40 x 70	115 x 49 x 89	143 x 63 x 103	150 x 58 x 115
Weight	kg	55	90	100	185
PRICE	ex GST	\$900	\$1,270	\$2,100	\$4,900
PRICE	inc GST	\$990	\$1,397	\$2,310	\$5,390



Compressors & Accessories

Pilot Air Guarantee

Pilot Air, Tried, Tested and Proven for over 40 Years

- Pilot Air promises expertise, support & value - that's exactly what we deliver
- All compressors are individually tested prior to shipping
 - Warranty: 3 years on pump, 1 year on all other components
- Backed by a nationwide service network
- Custom built compressors also available

√ 3-year warranty on pumps



Industrial Air Compressors



K Series - 415V

- High performance, heavy duty compressors, ideally suited for workshops and factories
- Two stage Italian made compressor pumps with after-cooler and inter-cooler for greater free air delivery and higher pressure
- Cast iron cylinders and stainless steel valves
- Available in both horizontal & vertical configurations
- Made to Australian Standard AS1210
- Performance tested to AS4637



MODEL ORDER CODE		K25/21 C521	K30 C525	K30Vi C5261	K50 C529	K60 C532	K100 C535
Tank Capacity	Litres	150	200	270	268	500	500
Cylinder / Stages		2 / 2	2 / 2	2 / 2	2 / 2	V4 / 2	V4 / 2
Max. Pressure	PSI / KPA	160 / 1100	160 / 1100	145 / 1000	160 / 1100	160 / 1100	160 / 1100
Free Air Delivery	L/min	454	681	681	888	1353	1913
Motor Power	kW / hp / V	4 / 5.5 / 415	5.5 / 7.5 / 415	5.5 / 7.5 / 415	7.5 / 10 / 415	11 / 15 / 415	15 / 20 / 415
Shipping Dim. (LxWxH)	cm	147 x 58 x 96	148 x 58 x 113	86 x 85 x 214	155 x 61 x 126	190 x 70 x 140	205 x 70 x 160
Weight	kg	170	190	190	260	420	480
PRICE	ex GST	\$3,350	\$4,200	\$5,350	\$5,630	\$9,700	\$13,600
PRICE	inc GST	\$3,685	\$4,620	\$5,885	\$6,193	\$10,670	\$14,960

Compressor Pumps

Full range of Pilot Air pumps available



K25 (454L/Min) 2 Cylinder 2 Stage

CODE	ex GST	inc GST
C395	\$1,400	\$1,540



SV202 (454L/Min) Cast Iron Twin Cylinder

CODE	ex GST	inc GST
C394V	\$680	\$748



Refrigerated Air Dryers



TFD - 240V

- The high efficiency condensate separator
- Designed to operate with high humidity levels
- Up to 30.9% higher flow rate than previous model
- 3 micron "Pre" filter required

MODEL ORDER CODE		TFD-6 C5441	TFD-10 C5451	TFD-15 C5461	TFD-22 C5471	TFD-30 C5481
Flow Rate	L/Min.	594	990	1500	2208	3000
PRICE	ex GST	\$2,200	\$2,360	\$2,850	\$3,200	\$3,950
PRICE	inc GST	\$2,420	\$2,596	\$3,135	\$3,520	\$4,345

For further information please visit our website www.machineryhouse.com.au

Industrial Air Compressors



K Series - Petrol

- Ideal for use in service vehicles and applications where electricity is unavailable
- Two stage Italian made compressor pumps with after-cooler and inter-cooler for greater free air delivery and higher pressure (K25PR, K30P)
- Pneumatic automatic idle down control
- Cast iron cylinders and stainless steel valves
- Performance tested to AS4637
- Made to Australian Standard AS1210
- Honda petrol or Kohler diesel engines
- Battery & leads not included (K30P)



K17P UTE



Other Models Available Online

√ 3-year warranty on pumps & engines



Electric start - K30P

√ Diesel models available

MODEL ORDER CODE		K17P C506	K17P UTE C510	K25PR C507	K30P C509
Tank Capacity	Litres	100	45	150	200
Cylinder / Stages		2 / 1	2 / 1	2 / 2	2 / 2
Max. Pressure	PSI / KPA	145 / 1000	145 / 1000	160 / 1100	160 / 1100
Free Air Delivery	L/min	308	308	457	812.2
Petrol Motor	Type	HONDA GX160	HONDA GX160	HONDA GX270	HONDA GX390
Shipping Dim. (LxWxH)	cm	120 x 46 x 80	75 x 71 x 50	140 x 46 x 95	145 x 58 x 109
Weight	kg	65	70	200	220
PRICE	ex GST	\$2,690	\$3,220	\$4,140	\$6,950
PRICE	inc GST	\$2,959	\$3,542	\$4,554	\$7,645

Compressors & Accessories



Other Models Available Online

Industrial Air Compressor & Refrigerated Air Dryer



Package Deal

Package Includes

- K25/21 Industrial 415V air compressor (C521)
- TFD-6 Refrigerated 240V air dryer (C5441)
- Ftp012 Refrigerated air dryer - pre-filter (C546A)
- Ftx012 Refrigerated air dryer - post-filter (C546B)
- Hh-12 2 x Connector hoses with fittings (A218)

Package Deal
(C521 + C5441 + C546A + C546B + A218)
\$6,600 inc GST (K020)
SAVE \$648

✓ 3-year warranty on pumps



Industrial Silenced Air Compressors



- Steel cabinets lined with acoustic foam to deaden noise & maximise cooling air flow
- Thermostat controlled cooling combined with over-temp protection
- Low noise level - 63 to 68 dBA
- Note: External air receiver is required with all SI series air compressors (see page 121)



Thermostatically controlled cooling fans (K30SI & K50SI)

240V or 415V

MODEL ORDER CODE		K17SI/1 C539	K17SI/2.2 C539A	K17SI C540	K30SI C542	K50SI C543
Cylinders/Stages		2 / 1	2 / 1	2 / 1	2 / 2	2 / 2
Max. Pressure	PSI/KPA	145 / 1000	145 / 1000	145 / 1000	160 / 1100	160 / 1100
Free Air Delivery	L/min	205.1	278.7	292.6	681	888
Motor Power	kW/V	1 / 240	2.2 / 240	2.2 / 415	5.5 / 415	7.5 / 415
Shipping Dim.	cm	73x64x110	73x64x110	73x64x110	90x64x110	90x64x110
Weight	kg	147	147	147	182	220
PRICE	ex GST	\$4,090	\$4,200	\$4,300	\$6,770	\$9,000
PRICE	inc GST	\$4,499	\$4,620	\$4,730	\$7,447	\$9,900

Rotary Screw Air Compressors Includes In-Built Air Dryer - 415V



PAC Series

- Ideal for use in larger industrial applications where a constant demand for compressed air is required
- "Ready To Go" - Includes compressor, air receiver & refrigerated dryer all in one complete package ready to install
- Quiet operation - 60 to 70 dBA
- Air receivers built to AS1210

OTHER FEATURES:

- 3°C Dew point refrigerated dryer
- Belt drive with cast iron pulleys
- Electric components enclosed in an IP54 rated box
- Star Delta Starter included



All In One Compact Design

MODEL ORDER CODE		PAC4-RM / RM-D C5341 / C5342	PAC5-RM / RM-D C5351 / C5352	PAC7.5-RM / RM-D/500 C5361 / C5362	PAC11-RM / RM-D C5371 / C5372	PAC15-RM / RM-D C5381 / C5382
Tank Capacity	Litres	150 / 268	150 / 268	268 / 500	268 / 500	268 / 500
Free Air Delivery	L/min	486	648	1002	1500	1848
Operating Pressure	BAR	10	10	10	10	10
Motor Power	kW / hp / V	4 / 5.5 / 415	5.5 / 7.5 / 415	7.5 / 10 / 415	11 / 15 / 415	15 / 20 / 415
Air Dryer	~ / ✓	~ / ✓	~ / ✓	~ / ✓	~ / ✓	~ / ✓
Noise Level	dBa	60	64	68	69	70
Shipping Dim. (LxWxH)	cm	150 x 60 x 151	150 x 60 x 151	190 x 72 x 180	190 x 72 x 180	190 x 72 x 180
Weight	kg	180 / 220	182 / 222	275 / 320	290 / 340	300 / 355
PRICE	ex GST	\$8,500 / \$11,300	\$9,200 / \$12,000	\$10,900 / \$13,100	\$11,700 / \$16,000	\$12,500 / \$16,500
PRICE	inc GST	\$9,350 / \$12,430	\$10,120 / \$13,200	\$11,990 / \$14,410	\$12,870 / \$17,600	\$13,750 / \$18,150

Compressors & Accessories

Compact 1/2" Impact Wrench

- 1/2" square drive
- 10,000rpm free speed
- 500 ft-lb (678 Nm) max torque
- Jumbo hammer clutch
- 3 speed forward & 1 reverse
- Compact 113mm in length
- Composite body, only 1.35Kg
- 113 L/min air consumption



Model	CODE	ex GST	inc GST
ATW-113S	A025	\$160	\$176



Heavy Duty 1/2" Impact Wrench

- 1/2" square drive
- 9,500rpm free speed
- 1000 ft-lb (1356 Nm) max torque
- Twin hammer clutch
- 3 speed forward & 1 reverse
- Alloy & composite body, only 2.3kg
- 207 L/min air consumption



Model	CODE	ex GST	inc GST
ATW-190	A026	\$160	\$176



Reversible 3/8" Air Drill

- Keyed chuck with 10mm capacity
- 1,800rpm free speed
- Side mount forward / reverse lever
- Variable speed throttle
- 113L/min air consumption



Model	CODE	ex GST	inc GST
ATD-177	A038	\$60	\$66



1/4" Die Grinder

- 22,000rpm free speed
- Easy to adjust power speed with built in regulator
- 178mm overall length
- Rear exhaust with silencer
- Includes 1/4" collect, optional 3 & 6mm available
- 99L/min air consumption



Model	CODE	ex GST	inc GST
ATG-178	A040	\$60	\$66



Extended 1/4" Die Grinder

- 22,000rpm free speed
- Easy to adjust power speed with built in regulator
- Extended 127mm shaft, 280mm overall length
- Rear exhaust with silencer
- Includes 1/4" collect, optional 3 & 6mm available
- 99L/min air consumption



Model	CODE	ex GST	inc GST
ATG-285	A041	\$100	\$110



Right Angle 1/4" Die Grinder

- 18,000rpm free speed
- Easy to adjust power speed with built in regulator
- 90° angle head, 178mm overall length
- Rear exhaust with silencer
- Includes 1/4" collect, optional 3 & 6mm available
- 99L/min air consumption



Model	CODE	ex GST	inc GST
ATG-178R	A042	\$90	\$99



Micro Die Grinder Kit

- 54,000rpm free speed
- Variable speed twist throttle design
- 1450mm airline
- Includes 3mm collet, inline oiler & 10 x stones
- 142L/min air consumption



Model	CODE	ex GST	inc GST
ATG-135M	A043	\$100	\$110



Tyre Inflator with Dial Gauge

- 50mm dial gauge in psi & bar
- Cast alloy body with heavy duty brass valves
- 470mm heavy duty chuck hose
- Clip-on tyre check
- Air release button to deflate
- 1/4" BSPT female inlet



Model	CODE	ex GST	inc GST
ATT-140	A263	\$45	\$49.50

Professional Tyre Inflator with Linear Gauge

- Displays in bar, psi, kpa, kg
- 0-160psi / 0-1100Kpa maximum pressure
- Easy to read magnifier lens
- Double ended tyre chuck
- Spiral protected air hose
- Heavy duty aluminium die cast body with brass valve



Model	CODE	ex GST	inc GST
ATT-160	A264	\$80	\$88



Carbide Burr Sets - 5 piece

- Solid carbide burr
- Double cut
- Ø1/4" shank size
- 3/8" & 1/2" head sizes



ORDER CODE	B900	B905
Shank Diameter x Length	1/4" x 1-1/2"	1/4" x 6"
Ball (Ø)	SD-3, 3/8"	SD-3, 3/8"
Ball (Ø)	~	SD-5, 1/2"
Oval (Ø x L)	SE-3, 3/8" x 5/8"	~
Cylindrical (Ø x L)	SA-3, 3/8" x 3/4"	~
Cylindrical Radius End (Ø x L)	SC-3, 3/8" x 3/4"	SC-5 1/2" x 1"
Tree Radius End (Ø x L)	SF-5, 1/2" x 1"	SF-5, 1/2" x 1"
Tree Pointed End (Ø x L)	~	SG-5, 1/2" x 1"
PRICE	ex GST	\$80
PRICE	inc GST	\$88
		\$95
		\$104.50

Filter Regulators

- Push lock pressure adjusting knob
- Includes mounting bracket

Model	Inlet & Outlet Thread Size	CODE	ex GST	inc GST
AFR-500	1/4"	A270	\$70	\$77
AFR-700	1/2"	A272	\$120	\$132



Inline Lubricators

- Adjustable oil drop rate, 80ml oil capacity
- Includes mounting bracket

Model	Inlet & Outlet Thread Size	CODE	ex GST	inc GST
AFR-500L	1/4"	A271	\$50	\$55
AFR-700L	1/2"	A273	\$65	\$71.50



Compressors & Accessories

Air Rivet Nut Kit

- M3 – M10 capacity
- 6 x nut rivet mandrels
- M3, M4, M5, M6, M8, M10
- 2-10mm stroke length
- 1.5 L/stroke air consumption



Model	CODE	ex GST	inc GST
ATR-10RN	A0450	\$490	\$539



Air Pop Rivet Gun

- 2.4mm – 4.8mm capacity
- 4 x rivet mandrels
- 2.4, 3.2, 4.0 & 4.8mm
- 40 x blind rivets - 10 of each size
- 2.4, 3.2, 4.0 & 4.8mm
- 1.48 L/stroke air consumption



Model	CODE	ex GST	inc GST
ATR-48	A046	\$170	\$187



Orbital Air Sander & Polishing Kit

- 13,000rpm free speed
- 1 x Ø1.2", Ø2" & mini-triangular hook & loop backing pads
- Easy to adjust power speed
- 180 x sanding discs
- 1 x Ø1.2" & Ø2" wool pads & polishing pads



Model	CODE	ex GST	inc GST
ATS-155K	A0560	\$230	\$253



Air Nibbler

- 1.2mm mild steel & 2.0mm aluminium capacity
- 2900 strokes per minute
- Light weight aluminium die cast body
- Front exhaust
- 113L/min air consumption



Model	CODE	ex GST	inc GST
ATN-170	A082	\$85	\$93.50



Air Shears

- 1.2mm mild steel & 1.6mm aluminium capacity
- 2500 strokes per minute
- Cutter head swivels 360°
- Inline grip for greater control
- 127L/min air consumption



Model	CODE	ex GST	inc GST
ATS-255	A085	\$80	\$88



Air Hammer Chisel Set Vibration Damped

- Composite body
- 1 x Quick action chuck
- 1 x Spring retainer
- 10.2mm Hex shank
- Includes 5 chisels, 175mm long
- 221L/min air consumption



Model	CODE	ex GST	inc GST
ATH-216H	A039	\$160	\$176



Air Belt Sander

- 10 x 330mm belt size
- Adjust power speed with built in regulator
- Quick change belt replacement
- 16000rpm free speed
- Recommended air compressor: 4cfm
- Includes 3 x Belts (1 each 80, 100 & 120 Grit)



Model	CODE	ex GST	inc GST
ATS-330	A065	\$110	\$121



Air Belt Sander

- 20 x 520 mm belt size
- Adjustable angle & articulated sanding arm
- Quick change belt replacement
- 17000rpm free speed
- Recommended air compressor: 4cfm
- Includes 2 x Belts (1 each 80, 100 Grit)



Model	CODE	ex GST	inc GST
ATS-520A	A068	\$210	\$231




Air Punch & Flange

- 1.2mm steel & aluminium thickness capacity
- Ø5mm hole punch
- 12mm x 25mm flange capacity (D x W)
- Air inlet 1/4" BSPT
- 2 in 1 pneumatic tool for punching holes & flanging edges in sheet metal




Model	CODE	ex GST	inc GST
ATP-50	A088	\$80	\$88



Belts to suit ATS-330
10 x 330mm size

MODEL	GRIT	QTY	CODE	ex GST	inc GST
Zirconia	60	Pkt 5	A066A	\$10	\$11.00
Zirconia	120	Pkt 5	A066C	\$10	\$11.00
Zirconia	240	Pkt 5	A066D	\$12	\$13.20
Scotchbelt	~	Pkt 3	A066E	\$17	\$18.70



Belts to suit ATS-520A
20 x 520mm size

MODEL	GRIT	QTY	CODE	ex GST	inc GST
Zirconia	60	Pkt 10	A068B	\$30	\$33.00
Zirconia	120	Pkt 10	A068E	\$30	\$33.00
Zirconia	240	Pkt 10	A068G	\$30	\$33.00
Scotchbelt	~	Pkt 6	A068K	\$40	\$44.00

Pneumatic Tool Oil

- 500ml air tool oil



Made in Australia

JAMEC PEM

CODE	ex GST	inc GST
A037	\$25	\$27.50



Spray Guns



MODEL	Size / Type	CODE	ex GST	inc GST
P102G	1.4, 1.8 & 2.5mm Gravity Feed	S326	\$144.55	\$159
S-106-1G	1.4mm Gravity Feed	S315	\$190	\$209
S-106-3G	2.0mm Gravity Feed	S317	\$190	\$209
P-102	1.8 & 2.5mm Suction Feed/Pot Hi-Pres.	S325	\$100	\$110

Air Dust Guns

ADG10 & ADG25

- Ergonomic hand grip
- Lever action flow control
- 1/4" BSPT reinforced inlet thread



MODEL	NOZZLE LENGTH	BRAND	CODE	ex GST	inc GST
ADG10	100mm	TM	A250	\$14	\$15.40
ADG25	250mm	TM	A251	\$17	\$18.70



Compressors & Accessories

High-Flow Air Fittings

• NOTE: more fittings available online



JAMEC PEM

Type	Description	CODE	ex GST	inc GST
	High-Flow 1/4" BSPT Female Coupling - One Touch	F940	\$12	\$13.20
	High-Flow 1/4" BSPT Male Coupling - One Touch	F941	\$12	\$13.20
	High-Flow 3/8" Hose Tail Coupling - One Touch	F945	\$12	\$13.20
	High-Flow 1/4" BSPT Female Adaptor (pkt 2)	F950	\$8	\$8.80
	High-Flow 1/4" BSPT Male Adaptor (pkt 2)	F951	\$8	\$8.80
	High-Flow 3/8" Tail Adaptor (pkt 2)	F955	\$8	\$8.80
	High-Flow 5 piece 1/4" BSPT Set 1 x Touch 1/4" BSPT male coupling, 3 x male 1/4" BSPT adaptors 1 x female 1/4" BSPT adaptor	F935	\$20	\$22
	High-Flow 1/4" BSPT Splitter Coupling - One Touch	F960	\$25	\$27.50
	Standard 3/8"-1/4" BSPT Tail/Male (pkt 2)	F803	\$6.50	\$7.15
	Standard 3/8"-1/4" BSPT Tail/Female (pkt 2)	F811	\$7	\$7.70
	Standard 1/4" BSPT Male/Female In-line valve	F930	\$14	\$15.40

Type	Size	CODE	ex GST	inc GST
	Hex Nipple 1/4" - 1/4" BSPT	F860	\$7.50	\$8.25
	Hex Nipple 3/8" - 1/4" BSPT	F862	\$9.65	\$10.62
	Hex Nipple 3/8" - 3/8" BSPT	F864	\$7.90	\$8.69
	Reducing Bush RB6x4 3/8" - 1/4" BSPT	F832	\$5.65	\$6.22
	Reducing Bush RB8x4 1/2" - 1/4" BSPT	F834	\$9.80	\$10.78
	Reducing Bush RB8x6 1/2" - 3/8" BSPT	F836	\$7.85	\$8.64
	Reducing Bush RB12x8 3/4" - 1/2" BSPT	F842	\$9.20	\$10.12
	Sleeve 1/4" BSPT	F845	\$5.80	\$6.38
	Sleeve 3/8" BSPT	F846	\$6.30	\$6.93
	Plug 1/4" BSPT	F870	\$7.00	\$7.70
	'T' Piece 1/4" M - 1/4" F BSPT	F880	\$22.50	\$24.75
	3-Way Manifold Adaptor 1 x 1/4" BSP to 3 x 1/4" BSP	F882	\$15.41	\$16.95
	Hose Clamp (O Clip) 15 - 18mm Hose	F888	\$9.40	\$10.40

Industrial Polymer Air Hose

- Zero memory allowing it to lay flat during operation
- High abrasion & chemical resistance
- -40C to 80C working temperature



LENGTH	HOSE ID.	CODE	ex GST	inc GST
15 Metres	9.5mm	H008	\$54	\$59.40



Re-Coil Air Hose

- Includes one-touch coupling & plug



SIZE	CODE	ex GST	inc GST
7.5 Metres x 8mm	H018	\$30	\$33

Retractable Hose Reels



AR-HD2



AR-HD1



DR418P-03



AR-P10



AW315B-01
AW320B-01
AW415B-01



OA215B-04



MODEL	AR-P10	AR-HD2	AR-HD1	DR418P-03	AW315B-01	AW320B-01	AW415B-01	OA215B-04
ORDER CODE	H045	H038	H040	H0111	H0105	H0106	H0107	H0104
Brand								
Type	Water / Air / Oxy	Air	Air	Water	Air / Water	Air / Water	Air / Water	Oxy Acetylene
Hose Length	Metres	15	15	20	18	15	20	15
Hose ID	mm	Ø9.5	Ø10	Ø10	Ø12.7	Ø9.5	Ø9.5	Ø12.7
PRICE	ex GST	\$130	\$150	\$250	\$300	\$289	\$361.82	\$680
PRICE	inc GST	\$143	\$165	\$275	\$330	\$318	\$398	\$748

RSS-4WS Industrial Steel Shelving

- 1955 x 610 x 1830mm (LxWxH) assembled
- Industrial 4 shelf rack with reinforced wire mesh
- Corrosive resistant powder coated finish
- Adjustable grid pattern wire shelving
- 364kg per shelf capacity
- Adjustable shelf height position with interlocking tabs
- Vertical posts are 64 x 38 x 1.6mm heavy duty C - Stud Section
- Cross members for wire mesh are 70 x 18 x 1.6mm heavy duty C - Section
- Strengthening supports are 40 x 18 x 1.4mm C - Section

HAFCO

MODEL	RSS-4WS	
ORDER CODE	S014	
Shelves	No.	4
Shelf Load Capacity	kg	364
Shipping Dim. (LxWxH)	cm	192 x 70 x 20
Weight	kg	55
PRICE	ex GST	\$300
PRICE	inc GST	\$330



RSS-4WSA Industrial Steel Shelf Extension

- The shelf extension suits industrial steel shelving RSS-4WS & can be mounted on either side of the shelving system
- 364kg per shelf capacity when attached to RSS-4WS shelving
- Adjustable shelf height position with interlocking tabs



CODE	ex GST	inc GST
S014A	\$280	\$308

HAFCO

RSS-2D 2 x Slide Out Drawer System

The drawer system suits RSS-4WS industrial steel shelving (RSS-4WS) and can be mounted to the left or right side

- Suits industrial steel shelving RSS-4WS
- 2 x 412 x 540 x 110mm drawers - (WxDxH)
- 880mm total width drawer system
- 30kg load capacity per drawer
- Ball bearing slides with de-tent lock
- Particle board drawer base
- Flush mounted drawer handles



CODE	ex GST	inc GST
S014D	\$90	\$99

HAFCO

Caster Wheel Sets

CW-100

- 70kg per wheel
- Ø100 x 35mm wide wheels
- 2 x fixed & 2 x swivel wheels with brakes
- Mounting plate 102 x 80mm




CODE	ex GST	inc GST
C410	\$50	\$55

HAFCO

CW-63

- 63kg per wheel
- 4 x swivel wheels
- Ø63 x 25mm wide wheels
- Foot operated lock & lift release
- Mounting plate 75 x 120mm



CODE	ex GST	inc GST
W935	\$100	\$110

HAFCO

Foot Caster Wheel

- 1 Piece
- Suitable for welding tables
- Swivel wheel mount bracket



HAFCO

MODEL	QTY	LOAD CAP.	CODE	ex GST	inc GST
GD-80F	1	500kg	C4064	\$24	\$26.40
GD-120F	1	1000kg	C4068	\$36	\$39.60

Industrial Caster Wheel Sets

- Steel wheel with bonded polyurethane & ball bearing sealed race on main shaft

Ø100mm Wheels

- 50mm wheel width
- 400kg each wheel cap.



Ø125mm Wheels

- 50mm wheel width
- 410kg each wheel cap.



Ø150mm Wheels

- 50mm wheel width
- 450kg each wheel cap.



MODEL	QTY	TYPE	CODE	ex GST	inc GST
CW-102	4	2 Fixed, 2 Swivel/Brake	C408	\$110	\$121
CW-102S	2	2 Swivel/Brake	C409	\$70	\$77

MODEL	QTY	TYPE	CODE	ex GST	inc GST
CW-125	4	2 Fixed, 2 Swivel/Brake	C411	\$130	\$143
CW-125S	2	2 Swivel/Brake	C412	\$80	\$88

MODEL	QTY	TYPE	CODE	ex GST	inc GST
CW-150	4	2 Fixed, 2 Swivel/Brake	C413	\$150	\$165
CW-150S	2	2 Swivel/Brake	C414	\$90	\$99

HAFCO

Storage Systems

Tool Chest & Roller Cabinet Package Deals



TIS-KIT1

Package Deal
(T6850 + T6851)

\$699 inc GST (T6830)

SAVE \$148 RRP

TIS-KIT2

Package Deal
(T6852 + T6853)

\$1,210 inc GST (T6831)

SAVE \$121 RRP



Toolbox & Roller Cabinet Range

HAFCO Industrial Range

Gear up with the HAFCO Industrial Series – the super affordable and durable toolbox and roller cabinet range.

Ranging in size from a 26-inch three drawer tool chest to a robust 42-inch nine drawer roller cabinet, these toolboxes are built for the DIY enthusiast, delivering high-quality without breaking the bank. They're also packed with features such as: dual gas struts on the lid, lockable drawers and lid, protective foam mats line the drawers and a universal handle that mounts to either side.



		A	B	C	D
MODEL		TIS-263	TIS-267	TIS-426	TIS-429
ORDER CODE		T6850	T6851	T6852	T6853
Drawers	No.	3	7	6	9
Overall Dim. (LxWxH)	mm	684x445x585	699x458x993	1051x445x585	1067x458x1080
Weight	kg	38	61	53	88
PRICE	ex GST	\$320	\$450	\$490	\$720
PRICE	inc GST	\$352	\$495	\$539	\$792

Tool Chest & Roller Cabinet Package Deals



TDL-KIT1

Package Deal
(T6860 + T6861)

\$899 inc GST (T6832)

SAVE \$146 RRP

TDL-KIT2

Package Deal
(T6870 + T6871)

\$1,419 inc GST (T6833)

SAVE \$154 RRP

HAFCO Deluxe Range

The HAFCO Deluxe Series is the ultimate toolbox solution for the serious DIY enthusiasts or the mechanic on the move. These rugged toolboxes are as tough as they look.

Available in options from 28 to 44 inches, the Deluxe Series is chockers with protective features such as the corner armour and a stainless-steel tray top on the roller cabinets – perfect for small teardowns or dirty parts. The moulded tools and parts holders keep everything where you left them, while handy side storage bins add extra dimensions to your storage solutions.



		E	F	G	H
MODEL		TDL-284	TDL-287	TDL-447	TDL-4411
ORDER CODE		T6860	T6861	T6870	T6871
Drawers	No.	4	7	7	11
Overall Dim. (LxWxH)	mm	722x482x465	722x482x1013	1108x482x467	1108x482x1013
Weight	kg	39	68	73	100
PRICE	ex GST	\$360	\$590	\$540	\$890
PRICE	inc GST	\$396	\$649	\$594	\$979

Toolbox & Roller Cabinet Range

Tool Chest & Roller Cabinet Package Deals



Professional Range

The HAFCO Professional Series toolbox, hutch and roller cabinets are absolute beasts and range from 56 inches to a whopping 72 inches in size, easily the most impressive toolbox range we've stocked.

Beautifully finished and packed with all the usual features you'd expect from any high-end product. The soft push-to-close drawers and full-length under drawer opening tabs make using each drawer from any position a joy, with the larger drawers sporting dual ball bearing slides for extra strength. The large castor wheels are supported with springs, which makes pushing these behemoths a breeze.



TPS-KIT1
Package Deal
(T6880 + T6882)
\$2,255 inc GST (T6835)
SAVE \$264 RRP



TPS-KIT4
Package Deal
(T6886 + T6887)
\$2,695 inc GST (T6838)
SAVE \$308 RRP



	I	J	K	L
MODEL	TPS-568C	TPS-568T	TPS-72H	TPS-7214
ORDER CODE	T6880	T6882	T6886	T6887
Drawers	No. 8	8	~	14
Overall Dim. (LxWxH) mm	1422x546x674	1438x559x1114	1799x546x674	1815x559x1114
Weight	kg 120	166	76	222
PRICE	ex GST \$900	\$1,390	\$740	\$1,990
PRICE	inc GST \$990	\$1,529	\$814	\$2,189

Mobile Work Station



Professional Series

The Mobile Work Station is the ultimate solution for anyone with limited space, such as small workshop or home garage. Or potentially you the perfect accompaniment for those that need their entire array of tools and a bench to go from job to job within one workshop.

- Gloss Nardo Gray finish
- Hard wearing wooden bench top 1150 x 740 x 30mm (WxDxH)
- Maximum storage with adjustable shelving and racks.
- Ball bearing slides, drawer latches & anti-slip foam liners on all drawers
- Dual slides on larger drawers for extra weight
- Large handle
- Key lockable
- Brakes on two wheels



**Shown
with
Drawers
Open**

MODEL	TWS-622
ORDER CODE	T6890
Drawers	No. 10
Overall Dim. (LxWxH) mm	1230 x 740 x 886
Weight	kg 173
PRICE	ex GST \$1,090
PRICE	inc GST \$1,199

Storage Systems

Service Carts



PSC-3T - Plastic

- Moulded storage trays ideal for tools
- Size - 1010 x 435 x 840mm (LxWxH)
- 3 trays (790 x 440 x 70mm)
- Ø127mm wheels (2 swivel & 2 fixed wheels)
- 250kg total load rating, approx 83kg per tray
- Includes storage tray handle that attaches to either side of cart

CODE	ex GST	inc GST
T748	\$190	\$209



PSC-2W - Plastic

- Moulded storage trays ideal for tools
- Size - 1170 x 652 x 840mm (LxWxH)
- 3 trays (945 x 652 x 105mm)
- Ø125mm wheels (2 swivel & 2 fixed wheels)
- 250kg total load rating, approx 125kg per tray
- Includes storage tray handle

CODE	ex GST	inc GST
T749	\$220	\$242



SDC-2L - Steel

- 705 x 370 x 830mm (LxWxH)
- Top table slides apart for tool access
- 2 x drawers with ball bearing slides
- Key lockable top slide cover
- Side screwdriver holder & side tray
- Includes paper towel holder
- 2 x swivel wheels with brake & 2 fixed wheels

CODE	ex GST	inc GST
T751	\$270	\$297



SDC-5E - Steel / Deluxe

- Overall size - 865 x 510 x 1050mm (LxWxH)
- 650 x 480 x 120mm top compartment
- Ball bearing drawer slides
- Key lockable top & drawers
- 2 gas struts support top lid
- Durable powder coated finish
- 2 large swivel wheels with brakes and 2 fixed wheels

CODE	ex GST	inc GST
T755	\$480	\$528



ETT-1D Steel Gearbox & Engine Tear Down Table

- A work bench, tool cart, and tear-down table all in one package to work on your mowers, small engines, gearboxes & transmissions etc.
- 340 x 415 x 110mm lockable tool drawer
- 275 x 385 x 130mm removable oil & fluid drain bucket underneath bench
- 1200 x 640mm table top, 875mm table height
- 4 swivel caster wheels, 2 with brake
- 136kg table capacity
- 15mm safety edge around table
- Grooved in table drains oil or fluid into collection pan under bench



WBS-3D Steel Work Bench

- Solid steel construction, 2 metres of bench top with 3 lockable drawers, plus huge shelf storage below, great for the workshop or garage.
- 2000 x 640 x 870mm (LxWxH)
- Heavy duty steel construction
- Huge shelf compartment
- 2 metres of work bench space
- 3 Lockable drawers
- Heavy duty mechanical bearing slide drawers



MODEL	ETT-1D	
ORDER CODE	A385	
Shipping Dim. (LxWxH)	cm	125 x 74 x 24
Weight	kg	62
PRICE	ex GST	\$400
PRICE	inc GST	\$440



Mechanical Bearing Slides

**Please Note: Table top load capacity is calculated on even weight distribution over entire table top area*

MODEL	WBS-3D	
ORDER CODE	A380	
Drawer	No.	3
Shipping Dim. (LxWxH)	cm	204 x 71 x 23
Weight	kg	88.5
PRICE	ex GST	\$540
PRICE	inc GST	\$594

SDH-MAG Can & Screwdriver Holder

- This magnetic device is perfect for keeping all your frequently used items in one place for easy access
- Holds 5 screwdrivers & 2 spray cans
- Magnetic backing easily attaches to toolboxes
- Six rubber-coated magnets won't scratch surfaces
- 2.5kg weight capacity

CODE	ex GST	inc GST
T703	\$20	\$22



Magnetic Backing



Shown on Tool Box



Industrial Series



Work Benches

- Heavy duty steel fabricated frame
- 40mm high quality laminated medium density table top (MWB series), 41mm thick medium density chipboard with bull nosed hard PVC edge (IWB Series)
- 2mm high density laminate top surface is resistant to alkali and oil
- 2 x fixed & 2 swivel with brakes (MWB series), easy to use screw out adjustable feet (IWB Series)

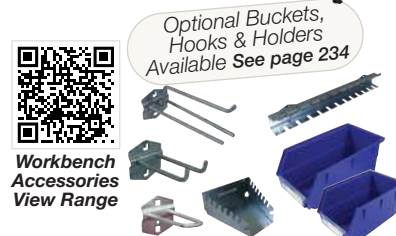
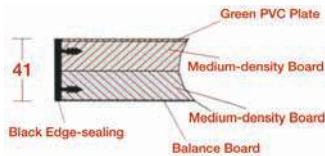


Backing Panels

- Backing panels can be assembled to suit your requirements, either top or bottom positions
- Bottom & top tray shelves - for additional storage
- Square & louvre to suit optional hooks, holders & buckets
- Vertical supports - with adjustable clamps to mount to work bench



Heavy Duty Steel Fabricated Frame



Optional Buckets, Hooks & Holders Available See page 234

	F	G
MODEL	IBP-12	IBP-ST
ORDER CODE	A416	A426
Suits Bench	IWB-12	IWB-40
Dimensions (LxWxH) mm	1133 x 205 x 825	1733 x 205 x 825
PRICE ex GST	\$190	\$270
PRICE inc GST	\$209	\$297



Customisable To Suit Your Requirements Buy them individually or customise your system to suit your needs



Choose Your Package Deal Combo



Industrial Under Bench Tooling Cabinets

- HC-2 or HC-3 cabinets are designed mount under the IWB-40, MWB-1275, IWB-12 & IWB-40 work benches
- Ideal for garages or workshops
- Heavy duty full extension sliding ball bearing drawers runners with 97% drawer access



Shown Mounted Under Work Bench



HC-2



HC-2W

40kg load cap drawers



HC-3

MODEL	HC-2	HC-2W	HC-3
ORDER CODE	A422	A4225	A423
W x D x H mm	580 x 570 x 280	815 x 580 x 280	565 x 580 x 450
Weight kg	30	30	36
PRICE ex GST	\$200	\$290	\$290
PRICE inc GST	\$220	\$319	\$319

STC-COMBI Industrial Storage & Tooling Cabinet *Package Deals*



Bottom Cabinet 200mm
Drawers with Steel Dividers



Ball Bearing Slides

(A)



(B)

Package Deal
(T774 + T775)
\$1,309 inc GST (K033)
SAVE \$110 RRP



(A)



(B)

Industrial Storage Cabinets

HAFCO Features

- Ideal for workshops and industrial applications
- Key lockable doors with 3-point lock design

HAFCO BSC-900 - Industrial Storage Cabinet

- 2 x shelves with 150kg load capacity - adjustable height and position
- Hinged doors and a 3-point key lock design
- Designed to sit on top of (T775) 6 Drawer Tooling Cabinet


HAFCO TC-900 - Bottom Tooling Cabinet

- High quality ball bearings slides
- Drawers are rated at 75kg load capacity each
- Top drawer includes moveable plastic division boxes
- Drawers 2-6 include 10 x steel dividers & 4 x rails
- 4 x 100mm Drawers
- 2 x 200mm Drawers
- 2 x angle bracket feet to prevent cabinet tipping forward

		A	B
MODEL		BSC-900	TC-900
ORDER CODE		T774	T775
Shelf Load Capacity	kg	150	~
Drawer Load Capacity	kg	~	~
Dimensions (LxWxH)	mm	900 x 450 x 900	900 x 450 x 900
Weight	kg	58	108
PRICE	ex GST	\$320	\$970
PRICE	inc GST	\$352	\$1,067

**Powder
Coated
Finish**

**390kg
Total Load
Capacity**



Top drawer with
plastic buckets



Drawers 2-7 with
steel dividers

**Heavy duty tooling cabinets,
ideal for industrial applications
& serious workshops**

Industrial Tooling Cabinet Workstation

HAFCO WTC-1450

- The sliding drawers are a welded strengthened single rail design coupled with high quality mechanical bearings for long lasting smooth operation
- 5 Drawers, top drawers include a series of different size plastic boxes for those small items, all other drawers come with adjustable steel dividers
- Each drawer is rated at 100kg load capacity with 97% drawer access
- Fixed back hanging panel perfect for optional accessories
- Table dimensions 1103 x 580 x 950mm (W x D x H)
- Portable on caster wheels, 2 with brake
- 950mm workbench height

MODEL	WTC-1450	
ORDER CODE	T773	
Dimensions (WxDxH)	mm	1170 x 580 x 1450
Weight	kg	121
PRICE	ex GST	\$1,150
PRICE	inc GST	\$1,265

Industrial Storage Cabinets

HAFCO SC-1800 & SC-2000

- 4 x Shelves - adjustable in height with 150kg load capacity each
- 600kg maximum total load capacity
- 1 x 100mm Deep Drawer with ball bearing slides & 75kg load capacity
- 1 x 200mm Deep Drawer with ball bearing slides & 75kg load capacity
- Key lockable doors with 3-point lock design
- Drawers come standard with 10 steel dividers per drawer



Drawer Compartments



Drawers with Safety Latch



SC-2000



SC-1800

MODEL		SC-1800	SC-2000
ORDER CODE		T762	T763
Shelf Load Capacity	kg	150	150
Drawer Load Capacity	kg	75	75
Dimensions (LxWxH)	mm	900 x 450 x 1800	1100 x 653 x 2000
Weight	kg	120	150
PRICE	ex GST	\$780	\$1,030
PRICE	inc GST	\$858	\$1,133

Industrial Storage Cabinet Accessories

- Optional NT/BT Drawer & Holders Suits BSC-900 & SC-1800



Optional Shelves & Drawers Suits BSC-900, SC-1800 & SC-2000

ORDER CODE	T762E
Taper	NT-40 & BT-40
Holders	No. 8
Size	mm 100 Depth
PRICE	ex GST \$150
PRICE	inc GST \$165

ORDER CODE	T762C	T762A	T762B	T763C	T763A	T763B
Type	2 x Shelf Kit	Drawer	Drawer	2 x Shelf Kit	Drawer	Drawer
Size	mm 840 x 380 x 30	100 Depth	200 Depth	1040 x 585 x 30	100 Depth	200 Depth
Suits	SC-1800 & BSC-900			SC-2000		
PRICE	ex GST \$80	\$110	\$160	\$100	\$150	\$200
PRICE	inc GST \$88	\$121	\$176	\$110	\$165	\$220

Features of the Tooling Cabinets TC, TCW & TCT Series



Heavy Duty Ball Bearing Rail Design on Drawers



Drawer Lock Mechanism



100kg load capacity at 97% Drawer Opening



Drawer Safety Lock



Key Lockable

✓ Industrial Quality
✓ 100kg Drawer Capacity
✓ Key Lockable
✓ 97% Drawer Access

Optional Accessories available, see page 234



Tooling Cabinet
TC-750



Tooling Cabinet plus
wheels & handle
TCW-900N



Tooling Cabinet with wheels &
handle plus backing panel
TCW-900NP

MODEL		TC-750	TCW-900N	TCW-900NP
ORDER CODE		T764	T765	K065
W x D x H	mm	565 x 580 x 750	565 x 580 x 900	565 x 580 x 1400
Total Load Cap.	kg	600	390	390
Weight	kg	94	103.5	113
PRICE	ex GST	\$670	\$750	\$790
PRICE	inc GST	\$737	\$825	\$869



Tooling Cabinet
TC-800



Tooling Cabinet plus
wheels & handle
TCW-954W



Tooling Cabinet with wheels &
handle plus backing panel
TCW-954WP

MODEL		TC-800	TCW-954W	TCW-954WP
ORDER CODE		T767	T768	K068
W x D x H	mm	723x653x800	723x653x954	723x653x1454
Total Load Cap.	kg	600	390	390
Weight	kg	102	112	123
PRICE	ex GST	\$840	\$920	\$990
PRICE	inc GST	\$924	\$1,012	\$1,089

HAFCO Features

- Heavy duty tooling cabinets, ideal for industrial applications and serious workshops
- Sliding drawers are a weld strengthened single rail design coupled with high quality mechanical bearings for long lasting smooth operation
- Each drawer is rated at 100kg load capacity with 97% drawer access
- Single key lock design for safe storage
- All top drawers include a series of different size plastic boxes for those small items (except T772)
- All other drawers come with adjustable steel dividers
- Each drawer has a mechanical safety lock which allows one drawer to be opened at a time, preventing the cabinet to tip over
- The wood top with frame is a great option to rest tooling and precious parts on top of the cabinet

HAFCO TC-750, TCW-900N & TCW-900NP

- All boxes in draws are movable
- Includes: Top Drawer: 75mm high with plastic boxes, Drawer 2: 75mm high with steel dividers, Drawer 3 & 4: 100mm high with steel dividers & Drawer 5 & 6: 50mm high with steel dividers

HAFCO TC-800, TCW-954W & TCW-954WP

- All boxes in draws are movable
- Includes: Top Drawer: 75mm high with plastic boxes, Drawer 2: 75mm high with steel dividers, Drawer 3 & 4: 100mm high with steel dividers, Drawer 5: 150mm high with steel dividers & Drawer 6: 200mm high with steel dividers

HAFCO TCW-1200

- All drawers come with adjustable steel dividers
- Includes: Drawer 1 - 6 - 150mm high with moveable steel dividers 5 x 3 layout & Drawer 7 - 200mm high with moveable steel dividers 5 x 3 layout



MODEL		TCW-1200
ORDER CODE		T772
W x D x H	mm	881 x 653 x 1200
Total Load Cap.	kg	600
Weight	kg	135
PRICE	ex GST	\$1,090
PRICE	inc GST	\$1,199



A



B



C



D

HAFCO ITC-1, ITC-4, ITC-5, ITC-6

- Heavy duty tooling cabinets
- Ideal for industrial applications & serious workshops
- Each drawer is rated at 100kg load capacity with 97% drawer access (ITC-4, ITC-5, ITC-6)
- Reversible door to use on either side
- Single key lock design
- 565 x 653 x 750mm dimensions

Simplify, organise & optimise your workspace

		A	B	C	D
MODEL		ITC-1	ITC-4	ITC-5	ITC-6
ORDER CODE		T7680	T7684	T7685	T7686
Number of Drawers	mm	~	4	5	6
Drawer Load Cap.	kg	~	100	100	100
Max. Total Load Cap.	mm	75	600	600	600
W x D x H	mm	565x653x750	565x653x750	565x653x750	565x653x750
Weight	kg	35	77	82.5	88
PRICE	ex GST	\$320	\$560	\$590	\$620
PRICE	inc GST	\$352	\$616	\$649	\$682

Customisable Modular System To Suit Your Requirements

Buy them individually or customise your system to suit your needs

**Images shown with tooling cabinets, trolley kit, bench top & kick board kit*



These cabinets are designed to be part of our modular workplace storage system giving you the flexibility to customise to suit your workshop. Purchase as an individual cabinet, add the optional wheel kit or incorporate the optional 40mm bench-top & kick board kit to turn this into an ideal workshop workspace & storage solution. Available in 4, 5 & 6 drawer combinations along with a storage cupboard so the choice is yours to design your ultimate workshop set-up.

HAFCO ITC-WK1 Trolley Kit

- Hard wearing & non marking high density polymer wheels
- Heavy protective rubber sheet to protect your cabinet & your tools while in use
- Includes 2 x wheels with brake, 2 x fixed wheels, 2 x cast metal handles, heavy steel tray

CODE	ex GST	inc GST
T7689	\$100	\$110

HAFCO ITC-TOPK Bench Top & Kick Board Kit

- Bench top 1700 x 653 x 40mm
- 40mm high quality laminated MDF bench top with a 500kg load capacity
- 2mm high density laminate top surface is resistant to alkali and oil
- Bench top square edges hard PVC edge for flush finish with the cabinets
- Separate steel kick board bases for each cabinet with adjustable feet for levelling on uneven floor surfaces
- Ergonomic designed recessed "Toe Kick"

CODE	ex GST	inc GST
T7690	\$240	\$264



Steel Frame Backing Panels BPF-565 & BPF-723


To Suit Industrial Tooling Cabinets

- Suits 565 x 580mm (WxD) cabinets (BPF-565)
- Suits 723 x 653mm (WxD) cabinets (BPF-723)
- Backing panel accepts hooks & prongs attachments
- Steel frame construction
- Rubber protective base cover



MODEL		BPF-565	BPF-723
ORDER CODE		T781	T783
Suits W x D	mm	565 x 580	723 x 653
PRICE	ex GST	\$75	\$85
PRICE	inc GST	\$82.50	\$93.50

Accessories to suit Tooling Cabinets



Suits (T764, T765, T767, T768, T773, K065 & K068)

Plastic Buckets	CODE	ex GST	inc GST
75 x 75 x 46mm	A427	\$6	\$6.60
150 x 75 x 46mm	A428	\$8	\$8.80
150 x 150 x 46mm	A429	\$10	\$11.00



Suits (T764, T765, T767, T768, T772, K065 & K068)

Wheel Kit Ø125mm	CODE	ex GST	inc GST
2 x Fixed & 2 x Swivel Brake	T776	\$100	\$110.00

Suits (T763, T764, T765, T767, T768, T772, K065 & K068)

Steel Dividers	CODE	ex GST	inc GST
75mm High Drawers (154 x 43mm)	T784	\$2	\$2.20
100mm High Drawers (154 x 65mm)	T786	\$2	\$2.20
150mm High Drawers (154 x 65mm)	T787	\$3	\$3.30
200mm High Drawers (154 x 165mm)	T788	\$4	\$4.40
300mm High Drawers (154 x 265mm)	T789	\$5	\$5.50
100mm High Drawers (193 x 65mm)	T790	\$6	\$6.60
200mm High Drawers (193 x 165mm)	T791	\$7	\$7.70



Suits (T764, T765, T767, T768, K065 & K068)

Steel Handle	CODE	ex GST	inc GST
565mm Wide Handle	T778	\$22	\$24.20
723mm Wide Handle	T779	\$24	\$26.40



Suits (T764, T765 & K065)

Slotted Rails	CODE	ex GST	inc GST
75mm High Drawers (375 x 46mm)	T784B	\$4	\$4.40
100mm High Drawers (375 x 71mm)	T786B	\$5	\$5.50
150mm High Drawers (375 x 121mm)	T787B	\$7	\$7.70

Suits (T767, T768 & K068)

Slotted Rails	CODE	ex GST	inc GST
75mm High Drawers (450 x 46mm)	T784A	\$4	\$4.40
100mm High Drawers (450 x 71mm)	T786A	\$5	\$5.50
150mm High Drawers (450 x 121mm)	T787A	\$6	\$6.60
200mm High Drawers (450 x 171mm)	T788A	\$7	\$7.70


Suits (T772)

Slotted Rails	CODE	ex GST	inc GST
150mm High Drawers (450 x 121mm)	T787A	\$6	\$6.60
200mm High Drawers (450 x 171mm)	T788A	\$7	\$7.70



Hooks, Holders & Plastic Buckets


Suits IBP-ST, WTC-1450, LP-900, SP-900 & SR-DSL



Model	Plastic Buckets	CODE	ex GST	inc GST
A BK-110	105 x 110 x 50mm (WxDxH)	A430	\$6	\$6.60
B BK-140	105 x 140 x 75mm (WxDxH)	A432	\$8	\$8.80
C BK-220	140 x 220 x 125mm (WxDxH)	A434	\$15	\$16.50
D BK-270	140 x 270 x 125mm (WxDxH)	A436	\$18	\$19.80

Hooks & Holders	CODE	ex GST	inc GST
E Single Hook 25mm long	A439	\$3.00	\$3.30
F Single Hook 75mm long	A440	\$3.00	\$3.30
G Single Hook 100mm long	A4401	\$3.00	\$3.30
H Plier Holder - 3 Prong 150mm long	A444	\$6.00	\$6.60
I Double Hook 25mm long	A441	\$3.50	\$3.85
J Double Hook 75mm long	A442	\$4.00	\$4.40
K U Shape Holder 70 x 25mm	A449	\$4.00	\$4.40
L U Shape Holder 23 x 55mm	A4492	\$4.00	\$4.40
M Round Tool Holder 23 x 55mm	A4496	\$4.00	\$4.40
N Spanner Holder - 135mm long	A446	\$11.00	\$12.10
O Screwdriver Holder - 390mm long	A448	\$13.00	\$14.30

Suits MSR Models



Model	Size	CODE	ex GST	inc GST
A BK-164	164 x 375 x 105mm (WxDxH)	S028	\$18	\$19.80
B BK-210	210 x 375 x 178mm (WxDxH)	S030	\$20	\$22.00
C BK-420	420 x 375 x 178mm (WxDxH)	S031	\$25	\$27.50
D BK-42	420 x 370 x 175 (WxDxH)	S0304	\$29	\$31.90
E BK-214	214 x 370 x 175 (WxDxH)	S0302	\$24	\$26.40


Model	Type	CODE	ex GST	inc GST
F BK-SF	Plastic Stacking Feet - PKT 16	S0308	\$9	\$9.90
G BK-DIV	Plastic Dividers - PKT 8	S0306	\$18	\$19.80



Shown with optional bucket storage



Adjustable shelf brackets, position them to your requirement



Optional Buckets To Suit



4 steel adjustable shelves & swivel casters for a handy mobile storage rack



6 steel adjustable steel shelves & adjustable levelling feet

CODE	ex GST	inc GST
S017	\$210	\$231

CODE	ex GST	inc GST
S018	\$360	\$396




LP-900P Bucket System

1 x LP-900 Wall Backing Panels	A410
14 x BK-110 Plastic Buckets (105 x 110 x 50mm)	A430
14 x BK-140 Plastic Buckets (105 x 140 x 75mm)	A432
10 x BK-220 Plastic Buckets (140 x 220 x 125mm)	A434
5 x BK-270 Plastic Buckets (140 x 270 x 125mm)	A436

Package Deal
\$462 inc GST (K043)
SAVE \$105.60 RRP

SP-900 - Square Hole Type



LP-900 - Louvre Type



Storage Racks

HAFCO MSR-4M Mobile

- Steel frame with powder coated finish
- Adjustable shelf brackets & shelves secured with bolts for a solid structure
- Shelves with 30mm return to prevent tubs from falling out
- 4 x Ø68mm swivel caster wheels (2 with brakes)
- 150kg total combined load capacity
- 430 x 957 x 1000mm (L x W x H) assembled dimensions

HAFCO MSR-6 Industrial Modular

- Powder coated side frames are welded top & bottom with cross member supports
- Steel shelves with 100kg capacity with uniquely designed return to prevent tubs from falling of the back
- Shelves secured to mounting brackets with bolts
- Supplied with cross braces secured with bolts and nuts
- Includes adjustable leveling feet

MSR-2SP Modular Storage Shelves

- 2 shelves with mounting brackets
- Fixing hardware

Pack of 2



CODE	ex GST	inc GST
S019	\$70	\$77

Backing Panels - Wall Mount

HAFCO SP-900 & LP-900

- Louvre slots to suit optional plastic buckets (A430 - A436)
- Square holes suits optional hooks & holders (A439- A448)
- 20mm width mounting frame with 2 bends gives additional strength
- Powder-coated finish stands up to heavy-duty service
- Includes 8 x mounting screws



MODEL	SP-900	LP-900
ORDER CODE	A412	A410
Type	Louvre / Square	Louvre
L x W x D	mm 900 x 456 x 20	900 x 456 x 20
PRICE	ex GST	\$80
PRICE	inc GST	\$88



Safety Lip Design



Shown with Parts
PTB-20


HAFCO Parts Storage Bins

- ABS bins - oil & impact resistant
- Includes bin dividers



Made in
Taiwan

ABS



PTB-60




PTB-32



PTB-20



ABS + Clear



10kg per
drawer

PTB-48C




PTB-24C



PTB-48CD



ABS + Clear



PTB-30CHD



20kg per
drawer

BINS - Acrylonitrile butadiene styrene (ABS) is a common thermoplastic polymer. The styrene gives the plastic a shiny, impervious surface. The most important mechanical properties of ABS are impact resistance and toughness.

MODEL		PTB-20	PTB-32	PTB-60	PTB-24C	PTB-48C	PTB-48CD	PTB-30CHD
ORDER CODE		T7951	T7952	T7953	T7955	T7956	T7958	T7964
Bins / Dividers	Qty	20 / 20	32 / 32	60 / 60	24 / 24	48 / 48	48 / 48	30 / 60
Bin Type		ABS	ABS	ABS	ABS + Clear	ABS + Clear	ABS + Clear	ABS + Clear
Bin Size (LxWxH)	mm	90x218x70	90x218x70	90x218x70	120x218x69	120x218x69	120x218x69	164x375x105
Cabinet Size (LxWxH)	mm	586x222x350	466x222x642	586x222x937	444x222x642	586x222x937	586x270x970	880x400x880
Bin Load Capacity - Each	kg	10	10	10	10	10	10	20
PRICE	ex GST	\$200	\$260	\$420	\$230	\$390	\$540	\$690
PRICE	inc GST	\$220	\$286	\$462	\$253	\$429	\$594	\$759

Mobile Storage Frame

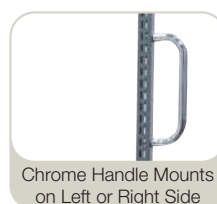
HAFCO MSS-690

- 690 x 560 x 1460mm (L x W x H)
- Steel frame powder coated finish
- Frame & base bolts together
- Chromed push or pull handle
- 4 swivel castors (2 x lockable)
- Designed to suit a range of buckets



Made in
Taiwan

*Ideal for
workshops &
industrial
applications*




Chrome Handle Mounts
on Left or Right Side



2 x Swivel Wheels
with Brake

Suits BK Series plastic ABS bins & buckets (see page 237)

Optional Brackets to mount Buckets & ABS Bins



BK-690



BKT-690A



HP-06-8-630

Type	PCS	CODE	ex GST	inc GST
BK-690 Brackets To Mount Plastic Buckets	4	S0357	\$45	\$49.50
BKT-690A Brackets To Mount Flip Out Draws	2	S0358	\$27	\$29.70
HP-06-8-630 Hanging Rack	1	S0359	POA	POA

CODE	ex GST	inc GST
S0350	\$180	\$198



MODEL		BK-308	BK-306	BK-305	BK-304
ORDER CODE		S0360	S0361	S0362	S0363
Buckets / Bins Total Qty	No.	8	6	5	4
Dimensions (LxWxH)	mm	303 x 87 x 203	303 x 106 x 253	603 x 123 x 153	603 x 167 x 203
Weight	kg	1	1	1	1
PRICE	ex GST	\$22	\$24	\$29	\$36
PRICE	inc GST	\$24.20	\$26.40	\$31.90	\$39.60

Mobile Storage Bin Systems

HAFCO MSS-46MF & MSS-60F

- Quality mobile storage system for small components such as screws, bolts, tools, great for keeping your work area organised
- Ideal for workshops and industrial applications
- Steel frame with grey powder coated finish
- 4 x Ø75mm swivel casters (2 x lockable)
- Side mounted handle for easy movability
- ABS bins – oil & impact resistant
- Removable bins for easy access and refilling
- Bins open smoothly to a 40° angle & securely clip when closed
- Clear front window to easily identify parts
- Provisions to add additional storage bins/plastic buckets on rear side



Made in Taiwan

4 x Bucket Sizes Available

- **S Size** - 58.4 x 54.9 x 63.5mm
- **L Size** - 103 x 87.3 x 99.3mm
- **M Size** - 80.8 x 72.2 x 79.8mm
- **XL Size** - 128.9 x 122.6 x 132.1mm

MODEL		MSS-46MF	MSS-60F
ORDER CODE		K200	K204
Total Number of Bins	No.	46	60
Plastic Bin (Qty x S)	No.	16	~
Plastic Bin (Qty x M)	No.	12	60
Plastic Bin (Qty x L)	No.	10	~
Plastic Bin (Qty x XL)	No.	8	~
Assembled Dim. (LxWxH)	mm	690 x 560 x 1460	690 x 560 x 1460
Weight	kg	37.5	37.5
PRICE	ex GST	\$390	\$370
PRICE	inc GST	\$429	\$407

MSS-40B Bucket System

1 x MSS-690 Mobile Storage Frame	S0350
2 x BKT-690 Brackets (4 per pack)	S0357
24 x BK-140 Plastic Buckets (105 x 140 x 75mm)	A432
12 x BK-220 Plastic Buckets (140 x 220 x 125mm)	A434
4 x BK-270 Plastic Buckets (140 x 270 x 125mm)	A436

Package Deal
\$649 inc GST (K210)
SAVE \$136.40 RRP



Meat Processing Equipment

CARNIVORE Sausage & Salami Filler

SST-5L

- High quality food grade stainless steel construction
- 5 litre capacity
- 2 speed gearbox drive
- Removable crank handle
- 4 x stainless steel filling tubes (16, 22, 32 & 38mm)
- Stainless steel piston with silicon seal & air release vent



CODE **ex GST** **inc GST**
F355 **\$250** **\$275**

Food Grade
stainless steel

CARNIVORE Mince Mixer

MMM-20

- High quality food grade stainless steel construction
- Mixing area 310 x 285 x 360mm (L x W x H)
- 3:1 ratio removable crank handle
- 20kg mixing capacity
- Clear see through lid



CODE **ex GST** **inc GST**
F340 **\$340** **\$374**

Food Grade
stainless steel

CARNIVORE Meat Mincer

MM-12

- High quality food grade stainless steel & anodised alloy
- 180kg per hour capacity
- Heavy duty commercial grade construction for superior hygiene
- Supplied with 1 cutting blade, 4.5mm & 8mm mincing plates
- 850W 240V motor



CODE **ex GST** **inc GST**
F330 **\$640** **\$704**

Food Grade
stainless steel

CARNIVORE Meat Bone Saw

MB-210

- High quality food grade stainless steel construction
- 185mm throat depth
- 240mm height capacity
- Table size 440 x 465mm
- 0kW/1hp, 240V motor
- Includes integrated safety push device



CODE **ex GST** **inc GST**
F320 **\$1,290** **\$1,419**

Food Grade
stainless steel

Blades for MB-210					Excision	
TYPE	TPI	CODE	ex GST	inc GST		
Food Grade	3	F320A	\$15	\$16.50		
Food Grade	6	F320B	\$15	\$16.50		

Starrett Butchers Knife Set

BKW-11

- Blades made of martensitic stainless steel
- Stainless steel polished blades
- Sanitised® antimicrobial protection handles
- Injection moulded to the blade - free from gaps
- Front and rear protection, plastic tip protector
- High adherence texture for easy cleaning handle
- Ergonomic polypropylene injection moulded handles that provide optimum comfort
- Exclusive angle edge for proper cutting separation's
- NSF certification (National Sanitary Foundation)
- Includes: Boning knives, butchers knives, sharpening steel, sharpening steel protector, sharpening stone



Sharpening Knife

CODE **ex GST** **inc GST**
F370 **\$170** **\$187**



HAFCO Stainless Steel Benches

- High quality food grade stainless steel
- 1.1mm 304 grade stainless steel bench top with 15mm thick laminated MDF for additional strength

SSB-20 & SSB-18WS

- 2000 x 700 x 900mm (LxWxH) (SSB-20)
- 1800 x 700 x 900mm (LxWxH) (SSB-18WS)
- 500kg table top load capacity
- Includes 100mm splash back (SSB-18WS)



MODEL CODE **ex GST** **inc GST**
SSB-20 F280 **\$630** **\$693**



MODEL CODE **ex GST** **inc GST**
SSB-18WS F298 **\$590** **\$649**

SSB-CNR Stainless Steel Corner Bench

- 827 x 827 x 900mm (LxWxH)
- 250kg table top capacity
- 100mm splash back
- Suits SSB-18WS bench

CODE **ex GST** **inc GST**
F305 **\$450** **\$495**



Stainless Steel Drawer

- 400 x 660 x 150mm (LxWxH)
- Ball bearing slides
- Suits SSB-18WS & SSB-20

CODE **ex GST** **inc GST**
F310 **\$180** **\$198**

SSD-1



- 400 x 660 x 300mm (LxWxH)
- Ball bearing slides
- Suits workbenches

CODE **ex GST** **inc GST**
F312 **\$280** **\$308**

SSD-2





Auto Welding Helmets

- High impact shell AS/NZS 1337.1 (PROMAX 350 & 500)
- Auto darkening filter/lens AS/NZS 1338.1 (PROMAX 350 & 500)



Now with Enhanced
COLOUR RECOGNITION

PROMAX 350 Industrial



Sensor Controls



PROMAX 500 Professional



Helmet Bag Included



MODEL ORDER CODE	PROMAX 350 W002	PROMAX 500 W003
Welding Type	Mig, Tig & Stick	Mig, Tig & Stick
Tig Suitability Amps	30 & above	5 & above
Application Suitable	Light Industrial & Rural Welding	Professional Welding
Grinding Mode Switch	On/Off	On/Off
Active Shade Level	9-13	5-8 / 9-13
Arc Sensors No.	4	4
Sensitivity Control	Low - High	Low - High
Viewing Area (WxH) mm	100 x 53	98 x 87
Switching Speed ms	0.03	0.03
Delay Adj. per/sec	0.1 ~ 1.0	0.1 ~ 1.0
Power Supply Type	Solar Cell + Battery (CR2032)	Solar Cell + Battery (CR2450)
Weight g	480	560
PRICE ex GST	\$154.55	\$220
PRICE inc GST	\$170	\$242

UNIMIG Auto Welding Helmet

PROMAX 650

- Dual shade 4-8 / 9-13
- Super-size viewing area 108 x 82mm
- Ultra-Crisp V1 (1/1/1/1) rated optics
- Advanced digital controls
- 4 arc sensors



CODE	ex GST	inc GST
W006	\$235.45	\$259



Welding Helmet with PAPR Respirator

- Suits Mig, Tig, Arc, Plasma & Includes Grinding Function
- Variable shade 9-14
- Ultra-Crisp V1 (1/1/1/1) rated optics with enhanced colour recognition

MODEL ORDER CODE	PROMAX 680R W157	PROMAX 850R W158
Viewing Area (WxH) mm	116 x 81	116 x 81
Arc Sensors No.	4	4
Shade	9 ~ 14 (0.5 increments)	9 ~ 14 (0.5 increments)
Grinding Mode Yes/No	Yes	Yes
Operation Temp. °C	-5°C to +55°C	-5°C to +55°C
Weight g	860	860
PRICE ex GST	\$817.27	\$1,044.55
PRICE inc GST	\$899	\$1,149



PROMAX 850R

Viewing area's
116 x 81mm



Welding Fume Extractor

WE-100

- Portable and light weight design
- 390 m3/hour
- 2 x 800W 240V motor, 2 speeds
- 5 layers of filters
- Captures up to 99.97% of 0.3 micron noxious fumes
- Includes 3 metre x 2-1/2" hose & magnetic base hood with arm support



CODE	ex GST	inc GST
W270	\$1,950	\$2,145

UNIMIG Auto Darken Welding Goggle & Mask

U21001K

- Suits Mig, Tig, Arc, Gas, Plasma & Grinding
- ELITEVISION™ lens technology improves optics
- 5-9, 9-13 shade with cut & grind mode
- Power saving & shade memory modes
- Sensitivity & delay control for extra protection
- Includes LED headlight, hood & mask



CODE	ex GST	inc GST
W1542	\$300	\$330



Mobile Welding Fume Extractors

Arm Type & Bench Type

- Dual stage filtering
- HEPA H13 class filtration providing respirable clear air back into the working environment
- 160mm diameter, 3 metre steel arm with exclusive Exo-Joint for high velocity extraction
- Contamination free filter changing from clean air side
- Compact design, space saving solution
- Dirty filter warning light
- Inlet spark arrestor



B-H13



S-H13



D-H13



Made in Europe



Pre Filter & Hepa Filter System

MODEL ORDER CODE	S-H13 W2710K	D-H13 W2711K	B-H13 W2715
Extraction Arms	Single	Double	~
Extraction Arm Length M	3	3 x 2 arms	~
Extraction Arm Diameter mm	160	160	~
Air Flow m³/h	1300	2600	2000
Hepa Filter Area m²	23	46	46
Main Unit Size (W x L x H) mm	741x655x1237	870x790x1335	1200x1022x1350
Voltage / Amperage V / A	240 / 10	415 / 10	240 / 10
Motor Power W	1100	2200	1500
Weight kg	110	180	265
PRICE ex GST	\$4,800	\$6,750	\$5,450
PRICE inc GST	\$5,280	\$7,425	\$5,995

Large 1120 x 825mm worktable
(Fume shroud closed)

Welding Equipment

UNIMIG VIPER 165 & 185 Welder

- Single phase 240V, 10 amp
- DC MMA (Stick Electrode)
- Gas/Gasless MIG
- Spool sizes 5kg
- Burnback adjustment
- VRD device -MMA
- Digital voltage & amperage display (Viper 185)
- Geared wire drive (Viper 185)
- Spool gun compatible (Viper 185)
- Includes:
4M euro connect torch,
earth / arc leads & regulator



MODEL	VIPER 165	VIPER 185
ORDER CODE	W2442	W243
Input Power Voltage	240V (10A)	240V (10A)
Current Range MIG	30-165A	30-180A
Current Range TIG	~	30-160A
Current Range MMA	20-160A	30-160A
Duty Cycle 40°C	~	10%@180A
Weight (kg)	9.8	12
PRICE	ex GST	\$662.73
PRICE	inc GST	\$729
		\$890
		\$979

UNIMIG MIG/Stick/TIG Inverter

- The ultimate welder for site application
- DC MMA (Stick Electrode)
- Gas/Gasless MIG
- Stick electrode (MMA) function
- VRD (Voltage Reduction Device)
- Hot Start - Anti Stick
- Includes 4m MIG torch & earth / arc leads, argon regulator



With Synergic
MIG Control

Spool Gun &
Push Pull Gun
Compatible

3 YEARS Warranty*

MODEL	RAZOR™ MULTI 175	RAZOR™ MULTI 220	RAZOR™ MULTI 250
ORDER CODE	W1771	W1786	W1791
Input Power Voltage	240V / 15 amp	240V / 15 amp	240V / 32 amp
Current Range MIG	30-175 amp	30-220 amp	20-250 amp
Current Range STICK	10-160 amp	10-180 amp	20-220 amp
Current Range TIG	5-175 amp	5-220 amp	5-250 amp
Weight (kg)	15	15.1	25.5
PRICE	ex GST	\$1,180.91	\$1,508.18
PRICE	inc GST	\$1,299	\$1,659
			\$2,080.91
			\$2,289

UNIMIG MIG/Stick/TIG Inverter Welders

- The ultimate welder for workshop application
- DC MMA (Stick Electrode)
- Gas/Gasless MIG
- Gear wire drive feeder
- Scratch start DC TIG welding

SWF

- Geared Drive Wire Feeder
- 10m cables



Spool Gun &
Push Pull Gun
Compatible



MODEL	RAZOR™ 250 COMPACT	350 / SWF350	SWF500
ORDER CODE	W1821	W183 / W187	W253B
Input Power Voltage	240V	415V	415V
Current Range TIG	5-250 amp	15-350 / 10-350 amp	20-500 amp
Current Range STICK	20-220 amp	15-350 / 10-350 amp	20-500 amp
Current Range MIG	30-250 amp	50-350 / 50-350 amp	20-500 amp
Weight (Kg)	41.3	51kg / 58kg with CABLE	90kg
PRICE	ex GST	\$2,271.82	\$3,131.82 / \$4,626.36
PRICE	inc GST	\$2,499	\$3,445 / \$5,089
			\$5,271.82
			\$5,799

3 YEARS Warranty*

HAFCO Welder Trolleys

WTU-500

- 480 x 300mm table for welder
- Portable on wheels
- 2 x shelves for accessories
- Includes chains for gas bottles



CODE	ex GST	inc GST
W241	\$72	\$79.20

WTC-800 TRI-CART Multi-Machine

- Triple tier shelves for multiple welding machine setup
- Heavy duty 2.0mm steel construction
- Adjustable 520 x 296mm middle & top shelf heights
- Portable on wheels
- Includes chains for gas bottles



CODE	ex GST	inc GST
W2415	\$270	\$297

Spool Guns Heavy Duty

- Ideal for softer wires
- Minimums 1000 hours motor life
- Euro connector
- 6 metre cable



9 Pin Connector

CODE	ex GST	inc GST
W181D	\$660	\$726

UNIMIG UNI-TIG AC/DC Welders

- HF Start AC/DC TIG function
- 2T / 4T Trigger function
- Adjustable Down slope
- Electrode Hot start and Adjustable Arc force
- Water Cooler Optional



2 YEARS Warranty*

Includes: Earth Clamp, Electrode Holder, TIG Torch, Regulator



3 YEARS Warranty*



MODEL ORDER CODE	180 Viper W1691	200 Razor W1722	320 Razor Digital W176
Input Power Voltage	240V / 10 amp	240V / 10 amp	AC415V+-15%
Current Range	10-180 amp	5-200 amp	10-320 amp
Weight (Kg)	12.8	11.7	25.5
PRICE ex GST	\$1,499.09	\$1,817.27	\$3,680.91
PRICE inc GST	\$1,649	\$1,999	\$4,049

UNIMIG Multi-Function MIG/TIG/STICK

- True 4 IN 1 Multi Process
- MIG, AC/DC TIG, MMA
- 100+ Synergic Programs
- 5" LCD screen



MODEL ORDER CODE	RAZOR™ Multi 230 W168
Input Power Voltage	240V (15A)
Current Range MIG	MIG25 - 230 (15A)
Current Range TIG	10 - 200A
Current Range STICK	10 - 200A
Duty Cycle 40°C	25% @ 230A (15A) MIG
Weight (kg)	20
PRICE ex GST	\$2,268.18
PRICE inc GST	\$2,495

UNIMIG Plasma Cutter - Inverters

VIPER CUT 30 MKII

- Pilot arc start
- Voltage reduction device
- Thermal overload protection
- Circle cutting kit compatible
- Great consumable life



Razor CUT 40 AIR

- Build-in air compressor
- Auto pilot arc control
- 15amp plug
- Fan cooled, non HF arc start
- Includes air regulator, plasma torch & earth clamp



RAZOR CUT 45 V2

- Latest IGBT Inverter Technology
- CNC Connectivity
- Power Factor Correction
- 2T/4T Trigger Modes
- High quality SC80 Plasma torch
- Industrial application
- Tolerant to variable power supply



Razor CUT 80

- Latest inverter technology
- Industrial application
- Auto overload protection
- Auto thermal protection
- High frequency start



CNC Compatible Models Available

MODEL ORDER CODE	VIPER CUT 30 MKII C4212	RAZOR CUT 40 AIR C4203	RAZOR CUT 45 V2 C4231	Razor CUT 80 C429
Primary Input Voltage	240V / 10 amp	240V / 15 amp	240V / 15 amp	415V
Max. Cutting Thickness (mm)	12mm Steel	12mm Steel	16mm Steel	30mm Steel
Weight (kg)	8.5kg	18kg	10kg	20kg
PRICE ex GST	\$708.18	\$1,817.27	\$1,544.55	\$2,090
PRICE inc GST	\$779	\$1,999	\$1,699	\$2,299

AT1000 - Plasma Sub-Micronic Air Filter Canister

- 0.01 micron filtration
- 1250l/min. maximum flow
- 125psi (8.5 bar) max. pressure
- 1/4" NPT thread



CODE	ex GST	inc GST
C492	\$205	\$225.50

Suits All Plasma Cutters

TECNA Spot Welders

Pedestal

- Microprocessor control unit TECNA TE101
- Adjustable length of arms
- Adjustable electrode stroke
- Epoxy resin coated transformer
- Adjustable electrode force
- Foot control adjustable in length
- Water cooled transformer, arms & electrodes
- Chrome / Copper electrode holders for long life, designed for straight and angled fitting

2 YEARS Warranty*



Made in Italy


TECNA Portable Hand Spot Welder

- Welding timer
- Light weight
- Clamp force adjustment
- Heavy duty welder & water cooled (ART 7913)
- *Optional arms

2 YEARS Warranty*



Made in Italy



MODEL ORDER CODE	ART 7900 W092	ART 7913 W093/W0931
Nominal Power @ 50%	2 kVA	6 kVA
Maximum Thickness	2 + 2mm	2 + 2mm
Throat Depth (mm)	125 (*250-500)	(*150-500)
Primary Input Voltage	240V / 15 amp	415V / 240V
Weight (kg)	11kg	16kg
Main Power Supply	415V	415V
Weight (kg)	135kg	145kg
PRICE ex GST	\$1,200	\$3,000/\$2,900
PRICE inc GST	\$1,320	\$3,300/\$3,190



Additional Arms Available

Optional water cooler, arms & electrodes available

MODEL ORDER CODE	4640-16 W075	4643-25 W076	4648-25 W077
Type	Foot Manual	Foot Manual	Foot Pneumatic
Maximum Thickness	2.5 + 2.5mm	3 + 3mm	3 + 3mm
Nominal Power 50%	16kVA	25kVA	25kVA
Min-Max Throat Depth (mm)	230-550	230-550	230-550
Arms Gap (mm)	225	220	220
Main Power Supply	415V	415V	415V
Weight (kg)	135kg	145kg	143kg
PRICE ex GST	\$4,900	\$6,636.36	\$7,800
PRICE inc GST	\$5,390	\$7,300	\$8,580

Welding Equipment

PUREGAS Refillable Gas Cylinders

- Argon**
Suitable for aluminium MIG welding & all TIG welding
- Argon/CO2/02**
Suitable for carbon steel MIG welding
- Oxygen**
Suitable for brazing & cutting with acetylene & LPG

Never pay rent again,
Saving you time & money!

Re-Fills - Quick Exchange

Type	Size	ex GST	inc GST
Argon	D	\$110	\$121
Argon/CO2/02	E	\$164.54	\$181
Argon	G	\$230	\$253
Argon/CO2/02	E	\$127.27	\$140

Store
Pick-Up
Only



ORDER CODE	O300	O304	O3045	O306	O308
Gas	Argon	Argon	Argon	Argon/CO2/02	Oxygen
Bottle	"D"	"E"	"G"	"E"	"E"
PRICE ex GST	\$330	\$450	\$620	\$450	\$400
PRICE inc GST	\$363	\$495	\$682	\$495	\$440

UNIMIG Oxy & LPG Kits

• Australian Standards AS4267, AS4603, AS1335

- Includes:
Bottle regulators,
10 metres gas hose,
heating & cutting
attachments, brazing
tips & cutting nozzles,
safety flash back
arrestors, goggles, tip
cleaner & flint starter



TYPE	CODE	ex GST	inc GST
OXY	O010	\$499.09	\$549

Includes
Heavy Duty
Tool Box



- Includes:
Bottle regulators,
10 metres gas hose,
heating & cutting
attachments, brazing
tips & cutting nozzles,
safety flash back
arrestors, goggles, tip
cleaner & flint starter



TYPE	CODE	ex GST	inc GST
LPG	O012	\$535.45	\$589

BROMIC 1811167 OXYSET Portable Brazing & Welding System

- 1 x Oxygen regulator with 2 gauges
- 1 x MAP/Pro™ regulator with 1 gauge
- 2 metre twin hose set with torch
- Flashback arrestors one for gas & one for oxygen torch lines
- 5 x welding nozzle tips
- Goggles & flint sparker
- Combination spanners
- Metal carry stand



1811167K

Package Deal
(O018 + O0181 + O0182)
\$396 inc GST (K075)
SAVE \$74.95 RRP

CODE	ex GST	inc GST
O018	\$340	\$374



Disposable Cylinders

TYPE	CODE	ex GST	inc GST
MAP Gas 400g	O0181	\$18.14	\$19.95
Oxygen 950ml	O0182	\$53.64	\$59.00



Welding Curtain

- Includes frame & wheels
- 1.8 x 1.8 metres



CODE	ex GST	inc GST
W225	\$135	\$148.50

HAFCO MIG & TIG Torch Rests

- Holds your MIG (MTH-1) & TIG (TTH-1) torch in a handy & accessible location • Powerful Ø80mm magnetic base
- Magnetises to your workbench or welder case
- Works in both vertical or horizontal positions
- Quick and easy to rest and release your TIG/MIG torch
- Durable enamel coated finish with zinc plated base



MTH-1

MODEL	CODE	ex GST	inc GST
MTH-1	W10362	\$18	\$19.80

TTH-1

MODEL	CODE	ex GST	inc GST
TTH-1	W10361	\$18	\$19.80



SPR502 Elipse® P3 R D Nuisance Odour Respirator

- Made in UK • Approved to AS/NZS 1716:2012
- Applications:
Welding & Grinding: Metal fumes, ozone & dust
Manufacturing: Glass & composite fibres, fumes
Food: Poultry, powders (dairy), spices, grain dust
Mining: Coal dust, silica dust
Pharmaceutical: Powders & viruses
Construction: Silica, asbestos, concrete, stone dust, aggregate, wood & cement dust, mould



CODE	ex GST	inc GST
W1523	\$70	\$77

HUGE RANGE WELDING ACCESSORIES

Visit www.machineryhouse.com.au/welding-equipment-and-accessories or In Store

Magnetic Products



- Powerful magnet provides an extra hand
- Provides unobstructed access to inside corners for perfect tack welds



Pack of 2
W1081



Pack of 2
W1082

QTY	ANGLE	FORCE	CODE	ex GST	inc GST
2	45°, 60° & 90°	10kg	W1081	\$18	\$19.80
2	15°, 60°, 90° & 120°	10kg	W1082	\$20	\$22.00



- Powerful magnet complete with on/off switch
- Ideal for square tubing, angle & flat stock
- Easy to clean, simply turn off & wipe
- Sold individually



W1085



W1086

ANGLE	FORCE	CODE	ex GST	inc GST
45°, 90°, 135°	15kg	W1085	\$12	\$13.20
30°, 45°, 60°, 75°, 90° & 135°	15kg	W1086	\$12	\$13.20



W1071

ANGLE	FORCE	CODE	ex GST	inc GST
45°, 90°	40kg	W1071	\$45	\$49.50
45°, 90°	70kg	W1072	\$59	\$64.90



- Hold & position round, flat & square parts in multiple applications
- Each V-Pad contains 2 rare earth magnets
- Ø8mm fixture hole



QTY	FORCE	CODE	ex GST	inc GST
4	10kg	W1091	\$22	\$24.20



- Hold and position sheet metal, round pipes, square, angled or flat stock
- The Inside / Outside Angle Magnets are constructed from two independent rectangular magnets for consistent, undiminished magnetic force



W1030
W1031



W1032

QTY	ANGLE	FORCE	CODE	ex GST	inc GST
1	90° (30° & 60°)	18kg	W1032	\$40	\$44.00
1	30° ~ 270°	12kg	W1030	\$45	\$49.50
1	30° ~ 270°	15kg	W1031	\$55	\$60.50



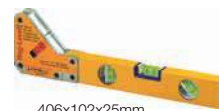
- Spring camp can be used as the third hand to hold tools
- The Snake Magnet gives you the flexibility to hold stock at odd angles



CAP.	CODE	ex GST	inc GST
450mm	W1005	\$60	\$66



- 406 x 102 x 25mm (LxWxH)
- The only magnetic level with the On/Off switch
- Holds securely to round and flat surfaces
- Three vials for 0°, 45°, 90° reading




406x102x25mm

CODE	ex GST	inc GST
W1020	\$120	\$132



- Hold tabs, or any small metal pieces, parallel or perpendicular to the substructure
- The Adjustable Magnetic V-shape base adjusts for different shapes: round, flat, angle metal surfaces



Steel

FORCE	CODE	ex GST	inc GST
8kg	W1022	\$35	\$38.50

Locking Clamps



- Adjustable top spindle for holding pipes of varying sizes
- 2 large V-Pads provide a better clamping surface
- 0° & 45° angle clip allows angled clamping



MODEL	DIA. RANGE	THROAT	CODE	ex GST	inc GST
PG622V	25-50mm	50mm	W1015	\$35	\$38.50
PG114VM	38-64mm	89mm	W1014	\$50	\$55.00



- Fast, precise and affordable clamping tools for corners and T-joints
- A quick way to hold work pieces at 90°
- Capable of holding a 3-axis workpiece
- Wide opening offers unobstructed welding access



MODEL	THROAT	CAP.	CODE	ex GST	inc GST
UDL365	76mm	50mm	W1019	\$80	\$88



- The single-hand corner clamping tool
- Ideal for quick hold and release on metal, wood & synthetic materials
- A "helping hand" to hold stock firmly at right angles while creating or repairing permanent joints



MODEL	THROAT	CAP.	CODE	ex GST	inc GST
PL634	76mm	32mm	W1013	\$70	\$77

BuildPro™

- Rotating V-Pad on the top jaw
- Adjustable swivel head spindle on the bottom jaw
- Up to 63.5 mm in diameter, against a flat or angled surface



Round Stock Plier



MODEL	THROAT	OPENING	CODE	ex GST	inc GST
PG637V	76mm	63.5mm	W07990	\$35	\$38.50



- Made of heat treated steel and nickel/chrome plated for strength and durability. Updated features help you work quickly, safely and efficiently



PR6S
PR115S

Swivel Tip

Round Tip

PR115

MODEL	THROAT	CAP.	CODE	ex GST	inc GST
PR6S	46mm	56mm	W1018	\$35	\$38.50
PR115S	83mm	102mm	W1017	\$50	\$55.00
PR115	83mm	102mm	W1016	\$45	\$49.50



- Adjustable from 30° - 275°.
- Adjust to the desired angle & "lock" into position with the handle.
- Join round & flat work pieces, or materials with different thicknesses

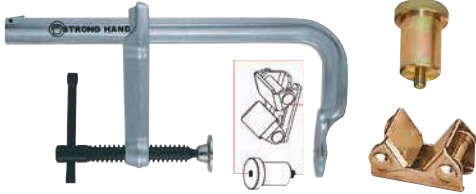


MODEL	THROAT	CAP.	CODE	ex GST	inc GST
PA634	76mm	76mm	W1012	\$110	\$121

Clamping Systems



- Made of heat treated alloy steel & nickel/chrome plated
- The V-Pad enable pipe clamping
- Reverse the clamp arm & attachment to create a spreader clamp
- The extender block allows step over clamping with ease



CAP.	THROAT	FORCE	CODE	ex GST	inc GST
165mm	120mm	460kg	W1028	\$70	\$77
215mm	120mm	550kg	W1027	\$80	\$88
320mm	140mm	1,100kg	W1026	\$190	\$209
520mm	140mm	1,100kg	W1025	\$240	\$264

BuildPro™

- Made of heat treated alloy steel & nickel/chrome plated
- The V-Pad enable pipe clamping
- Reverse the clamp arm & attachment to create a spreader clamp
- The extender block allows step over clamping with ease



THROAT	OPENING	CODE	ex GST	inc GST
83mm	75mm	W07970	\$35	\$38.50
83mm	115mm	W07971	\$36	\$39.60

Sidekick

BuildPro™

- Slide the Sidekick onto the clamp rail of inserta clamps and sliding channel clamps for horizontal clamping force

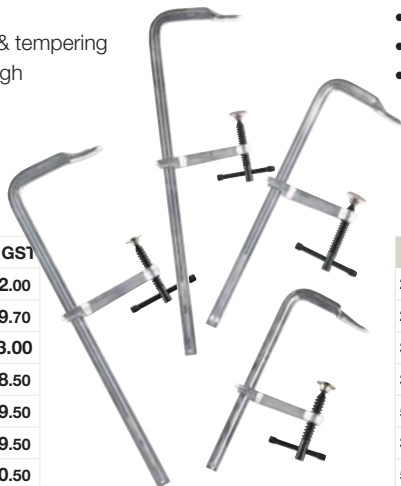


SIZE	LENGTH	CODE	ex GST	inc GST
25mm	0.28mm	W07950	\$22	\$24.20

F Clamps

TM TOOLMASTER

- T-Bar Handle
- Drop forged steel construction for superior strength & rigidity making them virtually unbreakable
- Precision controlled hardening & tempering
- Chrome plating treatment for high corrosion resistance



CAP.	THROAT	CODE	ex GST	inc GST
200mm	80mm	C0021	\$20	\$22.00
200mm	100mm	C0025	\$27	\$29.70
300mm	100mm	C0027	\$30	\$33.00
300mm	120mm	C0032	\$35	\$38.50
500mm	120mm	C0034	\$45	\$49.50
300mm	140mm	C0052	\$45	\$49.50
500mm	140mm	C0054	\$55	\$60.50

TM TOOLMASTER

- Quick action ratchet handle
- Drop forged steel construction for superior strength & rigidity making them virtually unbreakable
- Quick action ratchet clamping handle
- Precision controlled hardening & tempering
- Chrome plating treatment for high corrosion resistance



CAP.	THROAT	CODE	ex GST	inc GST
200mm	80mm	C0071	\$29	\$31.90
200mm	100mm	C0075	\$39	\$42.90
300mm	100mm	C0077	\$45	\$49.50
300mm	120mm	C0082	\$50	\$55.00
500mm	120mm	C0084	\$60	\$66.00
300mm	140mm	C0092	\$65	\$71.50
500mm	140mm	C0094	\$72	\$79.20

HAFCO Toggle Clamps

For more information go to our website: www.machineryhouse.com.au

Horizontal Clamp



KL-201-C

Model	CAP.	HANDLE MOVES	BAR MOVES	CODE	ex GST	inc GST
KL-201C	100kg	87°	79°	C1003	\$16	\$17.60
KL-225D	250kg	65°	90°	C1005	\$18	\$19.80
MP-20235	340kg	50°	85°	C1006	\$24	\$26.40

Straight Line

KL-36020



Model	CAP.	HANDLE MOVES	PLUNGER TRAVEL	CODE	ex GST	inc GST
KL-36020	220kg	144.5°	29.3mm	C1008	\$24	\$26.40
MP-303-EM	450kg	190°	50mm	C1009	\$35	\$38.50
MP-304-HM	680kg	190°	62mm	C1010	\$39	\$42.90

Straight Line with Threaded Collar



Model	CAP.	HANDLE MOVES	BAR MOVES	CODE	ex GST	inc GST
MP-36224M	690kg	180°	67°	C1011	\$32	\$35.20

Vertical Clamp

Model	CAP.	HANDLE MOVES	BAR MOVES	CODE	ex GST	inc GST
KL-102B	100kg	65°	90°	C1001	\$16	\$17.60
KL-12130	227kg	65°	100°	C100	\$18	\$19.80
MP-12265	340kg	58°	105°	C0999	\$24	\$26.40
MP-10247	450kg	70°	135°	C0998	\$32	\$35.20



Rhino Cart Mobile Fixturing Station

TDQ612075-K1

- The Rhino Cart Mobile Fixturing Station is a turnkey system for fixturing and clamping in welding & fabrication. Clamp and fixture at any point on the reversible, flat, nitrided (heat treated) 1200 x 750mm tabletop for accuracy in all of your setups
- 16mm thick steel plate reversible tabletop with nitrided black oxide protective finish for wear, rust and weld spatter resistance. Accurately position parts in CNC precision bored 16mm diameter holes in 50 x 50mm spacing pattern



Watch Video

700kg Load Capacity



Includes 66 Piece Tooling Kit



View Accessories

Optional Accessories

TPL3021 - Plasma Cutting Tray



CODE	ex GST	inc GST
W07757	\$230	\$253

MODEL	TDQ612075-K1		
ORDER CODE	W07705		
Table (LxWxH)	mm	1200 x 750 x 910	
Top Plate Thickness	mm	16	
Hole / Grid Pattern	mm	Ø16 / 50 x 50	
Table Load Capacity	kg	700	
Weight	kg	195	
PRICE	ex GST	\$3,290	
PRICE	inc GST	\$3,619	


BuildPro Modular Welding Tables

BuildPro™

- All BuildPro® Tables have 16mm thick steel plate with Ø16mm holes in a 50mm grid pattern. All tables, except BuildPro® MAX, have 40mm slots between plates • Ø16mm holes • 16mm thick plate
- Standard & Nitrided table finish available • 50 x 50mm grid pattern



Watch Video



Shown with Optional Clamps & Fixtures



Buildpro Max



Shown with Optional Clamps & Fixtures

BuildPro Modular Welding Table Tops Only

Size LxW	Table Top Finish	CODE	ex GST	inc GST
1160 x 1000	Standard	W07712	\$2,190	\$2,409
1960 x 1000	Standard	W07716	\$3,350	\$3,685
1960 x 1000	Nitrided	W07717	\$4,850	\$5,335
2560 x 1250	Standard	W07720	\$5,750	\$6,325
2560 x 1250	Nitrided	W07721	\$6,790	\$7,469

BuildPro Modular Welding Tables with Legs

Size LxW	Table Top Finish	CODE	ex GST	inc GST
1160x1000x900	Standard	W07712A	\$2,390	\$2,629
1960x1000x900	Standard	W07716A	\$3,650	\$4,015
1960x1000x900	Nitrided	W07717A	\$5,090	\$5,599
2560x1250x900	Standard	W07720A	\$5,890	\$6,479
2560x1250x900	Nitrided	W07721A	\$6,890	\$7,579

BuildPro Max Modular Welding Tables with Legs

Size LxWxH	Table Top Finish	CODE	ex GST	inc GST
2000x1250x900	Standard	W07722A	\$5,650	\$6,215
2000x1250x900	Nitrided	W07723A	\$7,350	\$8,085
2550x1250x900	Standard	W07724A	\$7,090	\$7,799
2550x1250x900	Nitrided	W07725A	\$8,150	\$8,965

Ball Lock Bolts

CLAMPING CAP.	QTY	TYPE	CODE	ex GST	inc GST
28mm	1	Fixed Length	W08042	\$35	\$38.50
22 - 27mm	1	Connent Table to Accessories	W08052	\$35	\$38.50



See More Welding Accessories





WT16-2010
Standard Finish



WT16-1212N



WT16-2412N



M16 Pro Series

The Metalmaster M16 Pro Series welding tables offer a cost-effective entry into a professional welding table. Every table features welded and ribbed construction from heavy S355 plate steel. The surface is CNC machined with the sides and top finished to a nominal thickness of 12mm. The deluxe range features a plasma nitride coating which thermochemically case hardens the surface, not only making it harder but also making it spatter, wear, and rust-resistant.



Features

- Precision CNC machined surface to ensure the flatness of +/- 0.1mm over 1m²
- Ø16mm Precision bored fixing holes at 50mm centres
- 50 x 50mm hole grid pattern with 50mm grid lines



Standard Range

2000 x 1000mm - WT16-2010

- Plain steel Finish
- Round steel legs with adjustable feet



Deluxe Range

1200 x 1200mm - WT16-1212N

2000 x 1000mm - WT16-2010N

2400 x 1200mm - WT16-2412N

- Perimeter ruler engraving
- Powder-coated tube steel legs and heavy-duty castor wheels
- Plasma Nitride coating on the table surface




Plasma Nitriding
Surface Finish (3 Models)




Perimeter Ruler Engraving



16mm Diameter Holes



50 x 50mm Hole
Centres Pattern



100mm sides

Welding Table Station Package Deal

WT16-1208K



See Full
Details
Online



The new Metalmaster welding table station provides storage for your welding equipment, flat welding surface and includes a 69 piece fixturing set

CODE	ex GST	inc GST
W07806K	\$3,450	\$3,795

MODEL		WT16-2010	WT16-1212N	WT16-2010N	WT16-2412N
ORDER CODE		W07804	W07809	W07811	W07812
Table Top Finish		Standard	Plasma Nitriding Coating		
Table Top Size	mm	2000 x 1000	1200 x 1200	2000 x 1000	2400 x 1200
Table Side Height	mm	100	100	100	100
Weight	kg	315	264	315	431
PRICE	ex GST	\$3,750	\$3,190	\$4,750	\$6,450
PRICE	inc GST	\$4,125	\$3,509	\$5,225	\$7,095

Welding Table Clamps



W07831

T-Bar Type

THROAT	OPENING HEIGHT	CODE	ex GST	inc GST
80mm	150mm	W07829	\$25	\$27.50
80mm	250mm	W07830	\$29	\$31.90
100mm	200mm	W07831	\$32	\$35.20
100mm	300mm	W07832	\$35	\$38.50
100mm	500mm	W07833	\$40	\$44.00



W07834

Ratchet Type


THROAT	OPENING HEIGHT	CODE	ex GST	inc GST
120mm	200mm	W07834	\$45	\$49.50
120mm	300mm	W07835	\$50	\$55.00



W07826

Universal Type

CODE	ex GST	inc GST
W07826	\$75	\$82.50



W07836

Rapid Type

THROAT	OPENING HEIGHT	CODE	ex GST	inc GST
65mm	60mm	W07836	\$20	\$22.00
93mm	100mm	W07837	\$25	\$27.50
159mm	120mm	W07839	\$27	\$29.70



W07862

Straight Bar Stops

SIZE	CODE	ex GST	inc GST
115 x 30 x 12mm	W07862	\$25	\$27.50
150 x 30 x 12mm	W07863	\$35	\$38.50
200 x 30 x 12mm	W07864	\$45	\$49.50
300 x 30 x 12mm	W07866	\$80	\$88.00



W07840

Right Angle Brackets

SIZE	CODE	ex GST	inc GST
40 x 40 x 30mm	W07840	\$25	\$27.50
90 x 40 x 30mm	W07841	\$29	\$31.90
90 x 90 x 30mm	W07844	\$35	\$38.50
140 x 90 x 30mm	W07845	\$40	\$44.00



W07845



W07853

L Brackets

SIZE	CODE	ex GST	inc GST
105 x 105 x 30mm	W07853	\$50	\$55
155 x 180 x 30mm	W07855	\$100	\$110



W07855



W07857

T Brackets

SIZE	CODE	ex GST	inc GST
130 x 90 x 30mm	W07857	\$90	\$99
130 x 90 x 30mm	W07858	\$110	\$121



W07858

Ball Lock Pins

SIZE	TYPE	CODE	ex GST	inc GST
16 x 18mm	Std	W07890	\$22	\$24.20
16 x 24mm	Std	W07891	\$22	\$24.20
16 x 28mm	Std	W07892	\$25	\$27.50
16 x 36mm	Std	W07893	\$25	\$27.50
16 x 24mm	Countersink	W07895	\$24	\$26.40
16 x 24mm	Double Countersink	W07897	\$20	\$22.00



Magnetic Plug Pin

SIZE	CODE	ex GST	inc GST
16 x 12mm	W07899	\$18	\$19.80



Eccentric Pads

DIA.	CODE	ex GST	inc GST
50mm	W07887	\$25	\$27.50
75mm	W07888	\$30	\$33.00



W07887



W07880



W07884



W07885

V Supports

DEGREE OPENING	TYPE	CODE	ex GST	inc GST
90 + 120°	Cross	W07880	\$35	\$38.50
90°	V-Square	W07884	\$75	\$82.50
130°	Std	W07885	\$54	\$59.40



W07870

Riser Blocks

SIZE	TYPE	CODE	ex GST	inc GST
300 x 100 x 100mm	Cast Iron	W07870	\$220	\$242
500 x 100 x 100mm	Steel	W07875	\$520	\$572
1000 x 100 x 100mm	Steel	W07877	\$990	\$1,089




Half Blocks

SIZE	CODE	ex GST	inc GST
300 x 100 x 50mm	W07868	\$350	\$385.00
500 x 100 x 50mm	W07869	\$495	\$544.50

Large Angle Brackets

SIZE	CODE	ex GST	inc GST
300 x 200 x 50mm	W07850	\$540	\$594.00
400 x 200 x 50mm	W07851	\$650	\$715.00
600 x 200 x 50mm	W07852	\$775	\$852.50



W07820

W07900

Table Accessories


TYPE	CODE	ex GST	inc GST
Brush	W07900	\$22	\$24.20
Lifting Kit	W07820	\$230	\$253.00



Pro Series Welding Table Clamp Kits

- Suits Metalmaster M16 Pro Series Tables with Ø16mm holes

WT16-KIT52 - 52 Piece

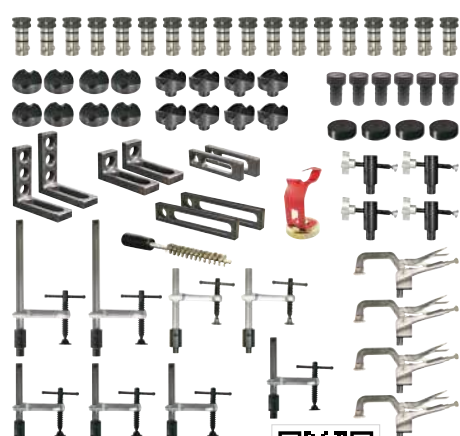


CODE	ex GST	inc GST
W07814	\$690	\$759



See More Online

WT16-KIT70 - 70 Piece

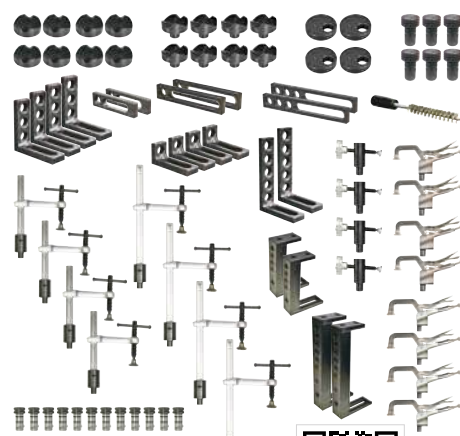


CODE	ex GST	inc GST
W07815	\$950	\$1,045



See More Online

WT16-KIT93 - 93 Piece



CODE	ex GST	inc GST
W07816	\$1,750	\$1,925



See More Online



WT28-2010N



M28 Pro Series

The Metalmaster M28 Pro Series welding tables are manufactured using heavy S355 plate steel & featuring welded & ribbed construction to maintain rigidity. The surface is CNC machined to a nominal thickness of 25mm while achieving a high flatness tolerance of +/- 0.1mm over 1m² for an accurate welding surface. The precision bored Ø28mm holes ensure a hole distance tolerance of +/- 0.05mm the diagonal hole pattern gives you a multitude of fixture holes. Our Pro Series tables include engraved grid lines every 100mm & include perimeter ruler to give you millimetre precision along with plasma nitriding coating which thermochemically case hardens the surface so not only making it harder but also spatter, wear & rust resistant.



Deluxe Range

2000 x 1000mm - WT28-2010N

2400 x 1200mm - WT28-2412N

3000 x 1500mm - WT28-3015N

- Precision CNC machined to ensure flatness of +/- 0.1mm over 1m²
- Ø28mm Precision bored fixing holes
- Diagonal hole grid pattern (100 x 100mm with additional hole in the middle)
- Perimeter ruler engraving & plasma nitriding surface finish
- Heavy duty square steel legs with caster feet



WT28-3015N



28mm Diameter Holes



100 x 100mm Hole Centres
Diagonal Pattern



Perimeter Ruler Engraving

MODEL		WT28-2010N	WT28-2412N	WT28-3015N
ORDER CODE		W08255	W08257	W08260
Table Top Finish		Plasma Nitriding Coating		
Table Top Size	mm	2000 x 1000	2400 x 1200	3000 x 1500
Table Side Height	mm	200	200	200
Weight	kg	655	901	1380
PRICE	ex GST	\$5,950	\$7,950	\$10,450
PRICE	inc GST	\$6,545	\$8,745	\$11,495



Plasma Nitriding
Surface Finish (3 Models)



200mm Sides



Welding Table Clamp with T-Bar Handle

SIZE W x H x Handle	CODE	ex GST	inc GST
300 x 300 x 155mm	W08301	\$45	\$49.50
300 x 155mm	W08304	\$45	\$49.50
300 x 300 x 155	W08307	\$45	\$49.50



Straight Bar Stops

SIZE	CODE	ex GST	inc GST
100 x 50 x 25mm	W08340	\$20	\$22.00
150 x 50 x 25mm	W08341	\$25	\$27.50
225 x 50 x 25mm	W08342	\$30	\$33.00
300 x 50 x 25mm	W08343	\$40	\$44.00



Angle Bracket / Stops

SIZE	CODE	ex GST	inc GST
75 x 75 x 50mm	W08320	\$27	\$29.70
175 x 75 x 50mm	W08321	\$30	\$33.00
175 x 175 x 50mm	W08324	\$40	\$44.00
275 x 175 x 50mm	W08325	\$50	\$55.00



Adjustable Height Pad

SIZE	CODE	ex GST	inc GST
80-110mm	W08367	\$60	\$66



L Bracket

SIZE W x H x Handle	CODE	ex GST	inc GST
175 x 175 x 25mm	W08330	\$55	\$60.50
275 x 225 x 25mm	W08331	\$85	\$93.50



T Bracket

SIZE W x H x Handle	CODE	ex GST	inc GST
250 x 150 x 25mm	W08335	\$120	\$132



Table Accessories

TYPE	PIECES	CODE	ex GST	inc GST
Circular Shim	10	W08357	\$70	\$77.00
Rectangular Shim	8	W08359	\$70	\$77.00
Lifting Kit	10	W08290	\$270	\$297.00



W08357



Angle Bracket Sets

SIZE	CODE	ex GST	inc GST
300 x 275 x 100mm	W08326	\$450	\$495
600 x 375 x 100mm	W08327	\$780	\$858
800 x 375 x 100mm	W08328	\$1,080	\$1,188



Adjustable Angle Bracket

SIZE	CODE	ex GST	inc GST
500 x 100 x 100mm	W08329	\$450	\$495



Riser Blocks

SIZE	CODE	ex GST	inc GST
500 x 200 x 200mm	W08350	\$630	\$693
1000 x 200 x 200mm	W08351	\$1,250	\$1,375
1500 x 200 x 200mm	W08353	\$1,850	\$2,035
2000 x 200 x 200mm	W08354	\$2,500	\$2,750



W08350

Ball Lock Pins

SIZE	TYPE	CODE	ex GST	inc GST
28 x 50mm	Std	W08370	\$24	\$26.40
28 x 75mm	Std	W08371	\$25	\$27.50
28 x 50mm	Countersink	W08372	\$23	\$25.30
28 x 50mm	Double Countersink	W08373	\$22	\$24.20
28 x 75mm	Double Countersink	W08374	\$27	\$29.70



W08372

Magnetic Plug Pin

SIZE	CODE	ex GST	inc GST
28 x 25mm	W08375	\$20	\$22



Eccentric Pads

DIA.	CODE	ex GST	inc GST
75mm	W08365	\$22	\$24.20
100mm	W08366	\$35	\$38.50

V-Pad

DEGREE OPENING	CODE	ex GST	inc GST
90 & 120°	W08360	\$50	\$55.00
120°	W08363	\$75	\$82.50



W08363



Welding Table Clamp Kits

- Suits tables with Ø28mm holes

WT28-KIT42 - 42 Piece



CODE	ex GST	inc GST
W08280	\$1,150	\$1,265



See More Online

WT28-KIT96 - 96 Piece



CODE	ex GST	inc GST
W08282	\$2,650	\$2,915



See More Online

HAFCO FXT-915 Fixture Table

- 915 x 460mm table dimensions
- Genuine 3mm steel top plate
- Table Holes: 16mm @ 63.5mm centres
- Heavy legs made from 50 x 50 x 4mm mild steel angle
- 4 x large swivel castor wheels with brake
- 500kg load capacity
- Steel storage shelf



CODE	ex GST	inc GST
W08450	\$220	\$242

HAFCO PCT-7510 Plasma Cutting Table

- Designed & developed in Australia
- Generous 750 x 1000mm overall size
- Precision laser cut components
- 16 pieces of 40 x 3mm sacrificial steel cutting slats
- Dust/waste chute
- Includes 5mm laser cut steel frame, 50 x 50mm powder coated steel tube legs with adjustable feet



CODE	ex GST	inc GST
W08602	\$350	\$385

HAFCO WT1D-107

- 750 x 1000mm tabletop size
- 5mm steel plate construction
- 16mm laser cut fixing holes at 50mm centres
- 50 x 50mm hole grid pattern
- Supplied standard with caster mounting plates to easily turn your table in a mobile welding station
- Self weld design



TABLE SIZE (mm)	CODE	ex GST	inc GST
750 x 1000	W08453	\$360	\$396

HAFCO WT1D-128


- 1190 x 790mm table top
- 10mm steel c/w 16mm laser cut fixing holes at 100mm centres
- 100x100mm grid pattern
- Heavy 80mm square legs with adjustable feet



CODE	ex GST	inc GST
W08455	\$490	\$539

Optional Accessory WT-72T - Welding Clamp Tool Tray

CODE	ex GST	inc GST
W08524	\$45	\$49.50



HAFCO Economy 3D Welding Tables

Overview

Precision laser cut steel design these self-weld welding tables have been designed with inter-locking solid steel ribs to ensure a solid surface. Complete with 16mm laser cut holes with an industry standard 50 x 50mm grid pattern making it the perfect solution for both welding and clamping applications.

Features

- 16mm laser cut fixing holes
- Heavy 50mm square steel tube legs with adjustable feet
- 50 x 50mm hole grid pattern
- Supplied standard with caster mounting plates to easily turn your table in a mobile welding station

5mm Range

600 x 900mm - WT3D-6090E

- 5mm steel plate construction
- 100mm sides
- 4pcs of caster mounting pads



5mm
Plate
Thickness

TABLE SIZE (mm)	CODE	ex GST	inc GST
600 x 900 x 100mm	W08458	\$590	\$649

6mm Range

750 x 1000mm - WT3D-7510

1200 x 1200mm - WT3D-1212

- 6mm steel plate construction
- 150mm sides
- Includes 4pc of welding squares & 2pcs of riser blocks
- 4pcs of caster mounting pads



6mm
Plate
Thickness

TABLE SIZE (mm)	CODE	ex GST	inc GST
750 x 1000 x 150mm	W08463	\$990	\$1,089
1200 x 1200 x 150mm	W08465	\$1,320	\$1,452



Side Clamp (2 pack)

MOUNT TYPE	SUITS SIZE	CODE	ex GST	inc GST
Ø16mm Spigot	16mm	W08508	\$39	\$42.90



Adjustable Welding Table Clamp (2 pack)

CLAMPING CAP. (mm)	CODE	ex GST	inc GST
140	W08520	\$55	\$60.50

Weld Clamps with Locking Nuts (2 pack)

MODEL	THROAT	CODE	ex GST	inc GST
SC-50	50mm	W08509	\$25	\$27.50
SC-60	60mm	W08510	\$45	\$49.50
SC-80	80mm	W08511	\$50	\$55.00
SC-100	100mm	W08512	\$55	\$60.50



Locking Clamps

JAW OPENING	THROAT DEPTH	CODE	ex GST	inc GST
50mm / 2"	75mm / 3"	C103	\$18	\$19.80
280mm	90mm	C1031	\$25	\$27.50

Locating Pin

- Fast & easy way to securely position fixture elements to a table

SIZE	QTY	LENGTH	CODE	ex GST	inc GST
16 x 40mm	6	40mm	W08504	\$24	\$26.40



Magnetic Rest Pad

- Use in conjunction with 12mm thick fixture elements

DIA.	HEIGHT	CODE	ex GST	inc GST
Ø38mm	12mm	W08505	\$25	\$27.50



Multi-Purpose Stop (Threaded Type)

- Increases clamp height by an additional 25mm (W08514) or 50mm (W08516)

TOP HEIGHT	CODE	ex GST	inc GST
25mm	W08514	\$20	\$22.00
50mm	W08516	\$24	\$26.40



Multi-Purpose Stop (Pin Type)

- M12 internal thread
- Suits Ø16mm holes

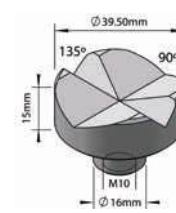
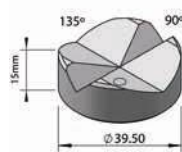
OVERALL HEIGHT	CODE	ex GST	inc GST
25mm	W08513	\$20	\$22.00
38mm	W08515	\$22	\$24.20
50mm	W08517	\$24	\$26.40



Cross Type V-Pad

- 90 Degree V to hold up to 20mm round or square on its edge
- 135 Degree V to hold up to 50mm round

TYPE	QTY	CODE	ex GST	inc GST
Magnetic	4	W08506	\$25	\$27.50
Spigot	4	W08507	\$25	\$27.50



Adjustable Rest Pad

- Ø40mm top diameter
- Ø16mm bottom diameter
- 35 ~ 45mm top height

QTY	CODE	ex GST	inc GST
2	W08503	\$39	\$42.90



Riser Block

- Heavy 6mm steel construction
- Easy to assemble self-weld design
- Precision laser cut Ø16mm holes @ 50mm centres

SIZE (mm)	CODE	ex GST	inc GST
300x100x100	W08577	\$85	\$93.50



Weld Square

SIZE (mm)	CODE	ex GST	inc GST
200x100x50	W08532	\$50	\$55.00
300x150x100	W08554	\$85	\$93.50



WT-72T Welding Clamp Tool Tray

CODE	ex GST	inc GST
W08524	\$45	\$49.50



Welding Table Clamp Kits

SRK-24 - Starter




CODE	ex GST	inc GST
W08495	\$150	\$165



See More Online

SRK-40 - Square & Round



CODE	ex GST	inc GST
W08500	\$190	\$209



See More Online

SRK-43 - Fundamentals



CODE	ex GST	inc GST
W08501	\$360	\$396



See More Online



BP-255

- 375W / 1/2 hp 240V induction motor
- Ball bearing blade guides to ensures smooth operation
- Safety magnetic switch with dust cover and emergency stop
- LED work light on flexible arm
- Cast iron table tilts 0-45° with mitre guide
- Geared rack on cutting height adjustment
- 2 blade speeds - 400 & 800m/min
- Aluminium rip fence with quick action lock
- Steel stand with slide dust compartment drawer

Includes: Stand ✓ Mitre Guide ✓ Rip Fence ✓
100mm Dust Port ✓ Push Stick ✓ Allen Keys & Spanner ✓

Blades to suit: BP-255

TYPE	TPI	TYPE	CODE	ex GST	inc GST
Carbon	6	Medium	W950A	\$18	\$19.80
Carbon	3	Coarse	W950B	\$18	\$19.80
Carbon	6 Narrow	Medium	W950F	\$18	\$19.80



BP-310

- 750W / 1hp 240V induction motor
- Ball bearing blade guides to ensures smooth operation
- Safety magnetic switch with dust cover and emergency stop
- LED work light on flexible arm
- Cast iron table tilts 0-45° with mitre guide
- Quick release blade tension lever
- 2 blade speeds - 370 & 800m/min
- Aluminium rip fence with quick action lock
- Steel stand with slide dust compartment drawer

Includes: Stand ✓ Mitre Guide ✓ Rip Fence ✓
100mm Dust Port ✓ Push Stick ✓ Allen Keys & Spanner ✓

Blades to suit: BP-310

TYPE	TPI	TYPE	CODE	ex GST	inc GST
Carbon	6	Medium	W420A	\$18	\$19.80
Carbon	3	Coarse	W420B	\$18	\$19.80
Carbon	6 Narrow	Medium	W420F	\$18	\$19.80



Watch
Video



Watch
Video

Optional Circle Cutting Attachments

MODEL	CIRCLE	SUITS	CODE	ex	inc
CCA-255	110-600mm	BP-255	W949	\$40	\$44
CCA-310	110-730mm	BP-310	W9492	\$40	\$44
CCA-360	110-800mm	BP-360	W9495	\$40	\$44



Ball Bearing Blade Guides



Dust Collection Drawer



BP-360

- 1100W / 1.5hp 240V induction motor
- Ball bearing blade guides to ensures smooth operation
- Safety magnetic switch with dust cover and emergency stop
- LED work light on flexible arm
- Cast iron table tilts 0-45° with mitre guide
- Quick release blade tension lever
- 2 blade speeds - 370 & 800m/min
- Aluminium rip fence with quick action lock
- Steel stand with slide dust compartment drawer

Includes: Stand ✓ Mitre Guide ✓ Rip Fence ✓
100mm Dust Port ✓ Push Stick ✓ Allen Keys & Spanner ✓

Blades to suit: BP-360

TYPE	TPI	TYPE	CODE	ex GST	inc GST
Carbon	6	Medium	W955A	\$25	\$27.50
Carbon	3	Coarse	W955B	\$25	\$27.50
Carbon	6 Narrow	Medium	W955F	\$25	\$27.50



Quick Action Blade Tension



Cast Iron Table Tilts to 45 Degrees



BP-355

- 1.5kW / 2hp 240V motor
- 2 x blade speeds (420 / 840m/min.)
- Ball bearing blade guides
- Blade tension sight indicator
- Cast iron table tilts to 45°
- Safety magnetic switch with emergency stop
- Curved hinged blade guards with safety micro-switches
- Heavy duty steel fabricated frame
- Quick-release blade tension mechanism
- 100mm dust collector port

Includes: Mitre Guide ✓ Rip Fence ✓ Dust Chutes ✓
Aluminium Rip Fence ✓ Mitre Guide ✓

Blades to suit: BP-355

TYPE	TPI	TYPE	CODE	ex GST	inc GST
Carbon	6	Medium	W4224A	\$27	\$29.70
Carbon	3	Coarse	W4224B	\$27	\$29.70
Carbon	6 Narrow	Medium	W4224F	\$27	\$29.70

MODEL		BP-255	BP-310	BP-360	BP-355
ORDER CODE		W950	W952	W955	W4224
Throat Capacity	mm	245	305	340	345
Wheel Diameter	mm	Ø255	Ø310	Ø360	Ø355
Height Capacity	mm	152	165	225	245
Table Size	mm	360 x 320	480 x 390	545 x 515	535 x 435
Assembled Height	mm	1430	1620	1730	
Blade CODE	No.	W950A/B/F	W420A/B/F	W955A/B/F	W4224A/B/F
Blade Size (LxWxT)	mm	1826 x 12.5 x 0.65	2240 x 12.5 x 0.65	2560 x 16 x 0.65	2750 x 16 x 0.65
Motor Power	kW/hp	0.375 / 0.5	0.75 / 1	1.1 / 1.5	1.5 / 2
Voltage	V/Amp	240 / 10	240 / 10	240 / 10	240 / 10
Weight	kg	39.5	63	82	121
PRICE	ex GST	\$540	\$850	\$1,090	\$1,450
PRICE	inc GST	\$594	\$935	\$1,199	\$1,595



BP-430A

- 1500W / 2hp 240V motor
- 2 x blade speeds (488 / 1010m/min.)
- 415mm throat capacity
- 2 height options rip fence - 150mm & 12mm
- Magnetic braking system to stop blade
- Magnetic NVR on/off switch
- Ball bearing blade guides
- Heavy duty cast iron wheels
- Quick-action blade tension
- Cast iron table tilts to 45°, with inside extension to vertical frame
- Micro-switch protection on blade guard doors
- Rack & pinion adjustment on top blade guide
- Twin 100mm dust chutes
- CE safety standard compliant



Made in Taiwan

Includes: Mitre Guide ✓ Rip Fence ✓ Dust Chutes ✓

Blades to suit: BP-430A

TYPE	TPI	TYPE	CODE	ex GST	inc GST
Carbon	6	Medium	W433A	\$32	\$35.20
Carbon	3	Coarse	W433B	\$32	\$35.20
Carbon	6 Narrow	Medium	W433C	\$29	\$31.90



Ball Bearing Blade Guides



Rip Fence - High Position



Rip Fence - Low Position



BP-480A

- 1500W / 2hp 240V motor
- 2 x blade speeds (488 / 1010m/min.)
- 462mm throat capacity
- 2 height options rip fence - 150mm & 12mm
- Magnetic braking system to stop blade
- Magnetic NVR on/off switch
- Ball bearing blade guides
- Heavy duty cast iron wheels
- Quick-action blade tension
- Large cast iron table to vertical frame & tilts to 45 via H/D trunnions
- Micro-switch protection on blade guard doors
- Rack & pinion adjustment on top blade guide
- Twin 100mm dust chutes
- CE safety standard compliant



Made in Taiwan

Includes: Mitre Guide ✓ Rip Fence ✓ Dust Chutes ✓

Blades to suit: BP-480A

TYPE	TPI	TYPE	CODE	ex GST	inc GST
Carbon	6	Medium	W434A	\$39	\$42.90
Carbon	3	Coarse	W434B	\$39	\$42.90



BP-500 & BP-630



BP-500

- 2.2kW / 3hp 240V motor
- 2 x blade speeds (565 / 670m/min.)
- Foot brake with micro-switch
- Magnetic switch with overload protection
- Heavy duty cast iron wheels and ripping fence
- Cast iron table tilts to 45°
- 100mm dust chute
- Blade width tension indicator



Made in Taiwan

Includes: Mitre Guide ✓ Rip Fence ✓

Blades to suit: BP-500

TYPE	TPI	TYPE	CODE	ex GST	inc GST
Carbon	6	Medium	W425B	\$45	\$49.50
Carbon	3	Coarse	W425A	\$45	\$49.50
Carbon	1	Medium	W425C	\$70	\$77.00



BP-630

- 2.2kW / 3hp 415V motor
- 2 x blade speeds (590 & 740m/min)
- Foot brake with micro-switch
- Cast iron table tilts to 45°
- Magnetic switch with overload protection
- Heavy duty cast iron wheels and ripping fence
- 100mm dust chute
- Blade width tension indicator



Made in Taiwan

Includes: Mitre Guide ✓ Rip Fence ✓

Blades to suit: BP-630

TYPE	TPI	TYPE	CODE	ex GST	inc GST
Carbon	6	Medium	W429A	\$65	\$71.50
Carbon	3	Coarse	W429B	\$65	\$71.50



Mitre Guide



Table Tilt



Heavy Duty Cast Iron Wheel



Table Tilt Adjustment

MODEL ORDER CODE		BP-430A W4330	BP-480A W4340	BP-500 W425	BP-630 W429
Throat Capacity	mm	415	462	510	615
Wheel Diameter	mm	Ø430	Ø480	Ø525	Ø630
Height Capacity	mm	310	310	335	370
Table Size	mm	585 x 435	680 x 480	508 x 612	542 x 660
Blade CODE	No.	W433A/B/C	W434A/B	W425A/B	W429A/B
Blade Size (LxWxT)	mm	3345 x 16 x 0.65	3630 x 19 x 0.8	3937 x 25 x 0.7	4483 x 25.4 x 0.9
Motor Power	kW/hp	1.5 / 2	1.5 / 2	2.2 / 3	2.2 / 3
Voltage	V/Amp	240 / 10	240 / 10	240 / 15	415
Weight	kg	181	214	290	350
PRICE	ex GST	\$2,390	\$2,790	\$3,190	\$4,750
PRICE	inc GST	\$2,629	\$3,069	\$3,509	\$5,225

Wood Machinery & Accessories



German
Design &
Technology

Circular Plunge & Mitre Cut Saw

schepach cs-55

- Powerful 1.2kW / 1.6hp 240V motor
- Enclosed guard for 90% dust extraction
- Parallel plunge cutting maintains smooth hand position
- 15.5mm – close to wall cutting is achievable with cs-55 saw

Includes: 24 Tooth Blade ✓

MODEL ORDER CODE	cs-55 W875
Blade Size / Teeth	mm/T Ø160 / 24T
Blade Speed	rpm 5500
Cut Depth 90°/45°	mm 55 / 41
Motor Power	kW/hp/V 1.2 / 1.6 / 240
Weight	kg 5.6
PRICE	ex GST \$250
PRICE	inc GST \$275

cs-55 Package Deal

Includes:

- cs-55 - Plunge & Mitre Cut Saw (W875)
- cs55-RAIL - Aluminium Guide Rail (W876)
- Guide Joiner, Clamps & Stop (W877)
- Anti-Fall Over Saw Clamp (W878)



cs-55
Package Deal
(W875+W876+W877+W878)
\$352 inc GST (W874)
SAVE \$59.40 RRP



Optional Accessories:

Extra Guide Rail

CODE	ex GST	inc GST
W876	\$90	\$99

Heavy Duty Clamps

CODE	ex GST	inc GST
W8775	\$36	\$39.60



Accessory Guide Joiner, Clamps & Stop

CODE	ex GST	inc GST
W877	\$25	\$27.50



Ø160mm Saw Blade Suits cs-55

CODE	Teeth	ex GST	inc GST
W879	24	\$30	\$33
W880	48	\$30	\$33



Anti-Fall Over Saw Clamp

CODE	ex GST	inc GST
W878	\$9	\$9.90



Tilting Head

Deco-XL

FOOT PEDAL



Includes 64 Piece Polishing, Grinding & Sanding Kit

schepach Deco-XL

- 125W 240V motor
- Variable blade speed
- 406mm throat capacity
- Large aluminium tilt table 0-45°
- LED lamp with 2 x AAA batteries
- Accepts pinned & non-pinned blades
- Air blower incorporated in machine
- Flexible shaft drive. 3.2mm chuck for drilling, sanding, polishing, engraving & moulding

Includes: Foot Peddle Switch ✓ Dust Outlet ✓ Polishing, Grinding & Sanding Kit ✓

HAFCO WOODMASTER SC-450T

- Max Cutting Depth: 50mm (0°) / 20mm (45°)
- 133 x 13 x 0.3mm Blade size
- 540~350mm table size
- 550-1500rpm
- S1 70W, S2 90W 240V motor

Includes: Air Blower ✓ 35mm Dust Outlet ✓

MODEL ORDER CODE	DECO-XL W350	SC-450T W353
Throat Capacity	mm 406	457
Variable Speeds	rpm 550 - 1600	550-1500
Table Tilt	deg. 0 - 45° (L)	0 - 90°
Motor Power	W 125	70 / 90
Voltage	V/Amp 240 / 10	240 / ~
Weight	kg 13.2	17.4
PRICE	ex GST \$320	\$380
PRICE	inc GST \$352	\$418

Scroll Saw Blades Spiral - Spiral End

TPI	QTY	CODE	ex GST	inc GST
36	12	W355C	\$15	\$16.50
41	12	W355B	\$15	\$16.50
46	12	W355A	\$15	\$16.50

Spiral - Flat End

TPI	QTY	CODE	ex GST	inc GST
41	12	W355E	\$15	\$16.50

Straight - Pinned End

TPI	QTY	CODE	ex GST	inc GST
10	12	W354A	\$15	\$16.50
15	12	W354B	\$15	\$16.50
18	12	W354C	\$15	\$16.50
20	12	W354D	\$15	\$16.50
25	12	W354E	\$15	\$16.50

Niqua Straight Skip Tooth - Plain End

TPI	QTY	CODE	ex GST	inc GST
12.5	12	W356F	\$13.18	\$14.50
15	12	W356E	\$13.18	\$14.50
20	12	W356C	\$13.18	\$14.50
28	12	W356A	\$13.18	\$14.50



SC-450T



Includes
Sliding
Table


scheppach HS120

- Portable on wheels - ideal for site work
- 83mm depth of cut
- Tilt arbor to 45°
- 550 x 800mm steel work table
- 950 x 800mm with side extension
- 2.2kW / 3hp 240V motor with brake

Includes: Ø315mm TCT saw blade ✓ Mitre Guide ✓
Rip Fence ✓ Dust Chute ✓



Sliding Table With
Mitre Guide



Cross Cut Fence



Blade Tilts 45 Degrees

MODEL	HS120	
ORDER CODE	W443	
Blade Size	mm	Ø315
Table Size	mm	550 x 800
Table with Extensions	mm	950 x 800
Max. Cut Depth	90°/45° mm	83 / 49
Rip Capacity	mm	260
Motor Power	kW/hp	2.2 / 3
Voltage	V/Amp	240 / 10
Weight	kg	65
PRICE	ex GST	\$650
PRICE	inc GST	\$715



Ø300mm
Blade

HAFCO **WOODMASTER** SB-12

- Large 510 x 686mm cast iron table
1030 x 686mm with side extensions
- Includes Ø305mm TCT saw blade
- 100mm depth of cut at 90°
- 75mm depth of cut at 45°
- Dust proof magnetic switch
- Tilt arbor to 45°
- Ø100mm dust chute
- Powerful 2.2kW / 3hp 240V induction motor

Includes: Mitre Guide ✓ Rip Fence ✓ Dust Chute ✓
Stand ✓ Push Stick ✓



Mitre Guide



Blade Tilt Handle
with Lock



Heavy Duty Rip Fence
with Micro Adjustment

MODEL	SB-12	
ORDER CODE	W452	
Blade Size	mm	Ø305
Table Size	mm	510 x 686
Table Size with extensions	mm	1030 x 686
Max. Depth of Cut	90°/45° mm	100 / 75
Rip Capacity	mm	600R/520L
Motor Power	kW/hp	2.2 / 3
Voltage	V/Amp	240 / 10
Weight	kg	137.5
PRICE	ex GST	\$1,320
PRICE	inc GST	\$1,452



ST-254

- Cast iron work table
- Rise and fall spindle
- Tilt arbor to 45°
- 75mm depth of cut
- Ø100mm dust chute
- Includes Ø254mm TCT saw blade
- 1170 x 800mm cast iron table with extensions
- Dust proof magnetic switch
- 2.2kW / 3hp 240V induction motor
- Dust extraction at the top of the blade as well as a Ø100mm chute from the enclosed stand



Includes: Heavy Duty Rip Fence with Micro-Adjustment & Mitre Guide ✓

MODEL		ST-254
ORDER CODE		W486
Blade Size	mm	Ø254
Table Size	mm	560 x 800
Table Size with extensions	mm	1170 x 800
Max. Depth of Cut	90°/45° mm	75 / 60
Rip Capacity	mm	950
Motor Power	kW/hp	2.2 / 3
Voltage	V/Amp	240 / 10
Weight	kg	190.5
PRICE	ex GST	\$1,690
PRICE	inc GST	\$1,859



ST-254T Sliding Table

- 1500mm sliding travel
- 500 x 400mm aluminium table
- Aluminium rail with steel guides & roller bearings
- Includes mitre guide, work clamp & flip over stop

CODE	ex GST	inc GST
W487	\$790	\$869

Table Saw with Sliding Table



Package Deal



Includes:

- ST-254 Table Saw (W486)
- ST-254T Sliding Table (W487)

ST-254PT

Package Deal (W486 + W487)

\$2,475 inc GST (K053)

SAVE \$253 RRP

HAFCO
WOODMASTER



ST-12D

- Robust machine suitable for the professional workshop
- Tilt arbor 45°
- Heavy-duty quick-action 1220mm rip fence
- Triple A-section V-belt drive for maximum power transmission
- Heavy steel fabricated stand with Ø100mm dust chute
- Emergency stop contactor switch with overload protection

Made in
Taiwan

Includes: Mobile Base ✓ Mitre Guide ✓ Ø305mm TCT blade ✓

Optional Accessories:

TYPE	CODE	ex GST	inc GST
 Arbor Extension suits DADO Blades	KA1028	\$64.36	\$70.80
 Blade Insert suits DADO Blades	KA0999	\$57.09	\$62.80

Single Lock Lever on Rip
Fence with Magnified Scale

MODEL		ST-12D	
ORDER CODE		W454	W455
Blade Size	mm	Ø305	
Table Size	mm	950 x 690	
Max. Depth of Cut	90°/45° mm	95/65	
Rip Capacity	mm	1220	
Motor Power	kW/hp	2.1/2.8	3.7/5
Voltage	V/Amp	240 / 20	415
Weight	kg	249	
PRICE	ex GST	\$2,990	\$2,990
PRICE	inc GST	\$3,289	\$3,289

Optional Accessories:

SBST-12D Sliding Table - 1250mm

CODE	ex GST	inc GST
W458	\$1,450	\$1,595



SBG-12D Saw Guard Hood

CODE	ex GST	inc GST
W459	\$420	\$462

Table Saw with Sliding Table & Over Head Guard

HAFCO
WOODMASTER

Package Deal

Made in
Taiwan

SBST-12D

SBG-12D

ST-12D
240V or 415VSwivel Mitre Guide with
Material Clamp

Includes:

- ST-12D Table Saw (W454) or (W455)
- SBST-12D Sliding Table (W458)
- SBG-12D Saw Guard Hood (W459)

ST-12DP2 - 240V

Package Deal (W454 + W458 + W459)

\$5,115 inc GST (K050) 240V

SAVE \$231 RRP

ST-12DP4 - 415V

Package Deal (W455 + W458 + W459)

\$5,115 inc GST (K052) 415V

SAVE \$231 RRP



PS-1810

HAFCO WOODMASTER PS-1810


- 3kW / 4hp 240V motor
- Ø315mm saw blade has 45° tilting arbor
- Ø90mm scribe blade
- 1240mm ripping capacity
- Main saw blade speed 4500rpm
- Precision ground cast iron main table 820 x 800mm with extensions 1260 x 800mm
- Adjustable quick action material clamp and mitre gauge located on sliding table
- Durable extruded aluminium slide provides extremely smooth traverse, table is 2000 x 270mm wide
- Enclosed cabinet stand with Ø100mm dust chute
- Table extensions on right and rear side of main table permits convenient cutting for large panels



Includes: Mitre Guide ✓ Push Stick ✓ Overhead Guard ✓



Tilt Arbour Gauge 45° & Blade Height Adjustment Hand Wheel



Blade Guard

HAFCO WOODMASTER P30CE

- Main and scoring saw blade ensures tear-free cutting
- Ø305mm main blade driven by powerful 3kW / 5hp 415V motor
- Ø120mm scoring blade driven by 0.56kW / 0.75hp 415V motor
- Main blade spindle speed 4000rpm
- Scoring blade spindle speed 8000rpm
- Depth of cut: 90mm @ 90°, 63mm @ 45°
- 1600mm sliding table stroke
- 1300mm ripping capacity with smooth rip fence & adjustment
- Heavy duty aluminium extruded fence with 2 height options
- Precision ball bearing main spindle tilts to 45°



OAV P30CE

- Durable extruded aluminium slide provides extremely smooth traverse, table is 1600 x 315mm wide
- Heavy duty internal mechanism
- Solid outrigger table with swing arm
- Easy access electrical controls on main frame
- Magnetic switch with overload protection
- Heavy duty overhead saw blade guard with dust collector port



Optional Accessories



p279



p204



Heavy duty fence with 2 height options



Table Handles and Table Lock

MODEL		PS-1810	P30CE
ORDER CODE		W700	W740
Max. Blade Size	mm	Ø315	Ø305
Scribe Blade Size	mm	Ø90	Ø120
Max. Depth of Cut	90°/45° mm	100 / 80	90 / 63
Table Stroke	mm	1900	1600
Cross Cut with Flip Over Stop	mm	1230	1400
Cross Cut with Extension & Stop	mm	1230 - 2280	1400 - 2600
Rip Capacity	mm	1240	1300
Motor Power	kW/hp	3 / 4	3.75 / 5
Voltage	V/Amp	240 / 15	415
Weight	kg	342	607
PRICE	ex GST	\$3,350	\$9,590
PRICE	inc GST	\$3,685	\$10,549



T-13B



T-13S



T-380A



Feed Return Rollers
T-380A & T-380S



Cast Iron Feed Tables
T-20A & T-20S



T-20A

508mm
Width
Capacity

T-380S & T20S THICKNESSER



SPIRAL CUTTER HEAD
with carbide inserts for long life

HAFCO WOODMASTER T-13B

- 330mm wide x 152mm high timber capacity
- Power timber feed rollers
- Anti-kick back fingers
- 1.5kW / 2.4hp 240V motor
- A dust collector is required with this thicknesser
- Rigid four post design
- Two double sided HSS blades

Includes: 102/65mm Dust Chute ✓

HAFCO WOODMASTER T-13S

- 330mm wide x 152mm high timber capacity
- Helical head with HSS indexable inserts
- Powered in-feed rollers
- Anti-kick back fingers
- A dust collector is required with this thicknesser
- Rigid four post design
- 1.8kW / 2.4hp 240V motor

Replacement inserts: HSS (W816) & Carbide (W817)

Includes: 100/63mm Dust Chute ✓

HAFCO WOODMASTER T-380A & T-380S

- 380mm wide x 150mm high timber capacity
- Digital height gauge
- Motor located in enclosed stand ensuring effortless rise/fall & less wear to mechanical components
- Solid cast iron construction
- 3 blade cutter head (W414)
- Spiral cutter head with 68 carbide inserts (W414S)
- Table locking handles locks both left & right post
- Anti-kick-back fingers
- 2 speed gearbox

Replacement Carbide insert (W416)

Includes: 100mm Dust Chute ✓



HAFCO WOODMASTER T-20A & T-20S

- Suits professional workshop, heavy cast iron machine
- 3hp 240V motor (W415A) or 5hp 415V motor (W415S)
- 4 knife cutter head with quick action blade change & adjustment (W415A)
- 4 x spiral cutter head with 92 pre-loaded carbide inserts (W415S)
- 2 speed feed rollers with pressure adjustment
- Cutting speed 5000rpm
- Anti kick back fingers
- Heavy duty 4 post design with protective concertina covers
- Industrial contactor switch with overload protection
- Table locking handles lock both left & right
- Ø125mm dust chute

Replacement Carbide insert (W416)



MODEL		T-13B	T-13S	T-380A	T-380S	T-20A	T-20S
ORDER CODE		W812	W815	W414	W414S	W415A	W415S
Cutter Head	Standard/Spiral	Standard	Spiral	Standard	Spiral	Standard	Spiral
Cutter Type	HSS/Carbide	HSS Blade	HSS Insert	HSS Blade	Carbide Insert	HSS Blade	Carbide Insert
Width Capacity	mm	330	330	380	380	508	508
Height Capacity	mm	152	152	150	150	200	200
In/Out Feed Tables	Type	Table	Table	Single Roller	Single Roller	Single Roller	Single Roller
Cutter Head	HSS Blades	2	~	3	~	4	~
Spiral Head	Spiral/Insert	~	26	~	4 / 68	~	4 / 92
Motor Power	kW/hp	1.5 / 2	1.8 / 2.4	1.5 / 2	2.2 / 3	2.2 / 3	3.7 / 5
Voltage	V/Amp	240 / 10	240 / 10	240 / 15	240 / 15	240 / 15	415
Weight	kg	35	31	230	230	420	420
PRICE	ex GST	\$450	\$750	\$2,250	\$3,750	\$3,650	\$5,650
PRICE	inc GST	\$495	\$825	\$2,475	\$4,125	\$4,015	\$6,215



PJ-6B

Light
Weight &
Portable

HAFCO WOODMASTER PJ-6B

- 153mm width capacity
- 1.1kW / 1.5hp 240V motor
- Built in fan with dust chute & collection bag
- Magnetic safety power switch with stop button
- 10000rpm blade speed with 20000 cuts per minute
- Aluminium blade cover with quick action lock
- Cast iron table & fence
- 3mm maximum depth of cut
- 2 blade cutter head
- Anti vibration rubber feet
- Adjustable in-feed table



PT-6

HAFCO WOODMASTER PT-6

- 150mm width capacity
- 0.75kW / 1hp 240V motor
- 3 blade cutter head
- Long 1170mm cast iron table with 8mm rebating
- Rigid quick action tilting fence to 45° with adjustable stops
- Magnetic safety switch with raised emergency stop button
- Spring loaded blade guard
- Adjustable in & out feed tables
- Quick action lever enables height adjustment for infeed table

Optional: Spiral cutter head available - see page 271



**Includes: Sturdy Wide Foot Print Stand ✓
Ø100mm Dust Chute ✓**

HAFCO WOODMASTER P-200H

- 200mm width capacity
- Long 1800mm table with 13mm rebating
- Adjustable in & out feed tables
- 1.5kW / 2hp 240V motor
- Rigid quick action tilting fence to 45° with adjustable stops
- Magnetic safety switch with paddle emergency stop
- Enclosed stand with Ø100mm dust chute
- 4 blade cutter head
- Spring loaded blade guard

Optional: Spiral cutter head available - see page 271



P-200H

Optional Accessories



p276



p271



p134

MODEL		PJ-6B	PT-6	P-200H
ORDER CODE		W618	W619	W629
Table Length	mm	730	1170	1800
Planer width Capacity	mm	153	150	200
Rebate	mm	~	8	13
Cutter Head - Blades	No.	2	3	4
Motor Power	kW/hp	1.1 / 1.5	0.75 / 1	1.5 / 2
Voltage	V/Amp	240 / 10	240 / 10	240 / 15
Weight	kg	40	105	208
PRICE	ex GST	\$500	\$840	\$1,390
PRICE	inc GST	\$550	\$924	\$1,529



PT-254S

HAFCO WOODMASTER PT-254S

- Spiral cutter head including 44 carbide inserts
- 254mm planer width capacity
- 254 x 190mm thicknesser capacity
- Auto-feed thicknesser rollers 5m/min
- Cast iron tables for accurate & repeatability
- Fast & easy change from planing to thicknessing
- Powerful 2.2kW / 3hp heavy duty motor
- The planing fence can be quickly tilted to 45°
- 100mm dust collector port

Includes: Bonus 5 Cutting Inserts Plus A T-Bar Torx Wrench ✓



PT-305S

HAFCO WOODMASTER PT-305S

- Spiral cutter head including 56 carbide inserts
- 305mm planer width capacity
- 305 x 225mm thicknesser capacity
- Fully sealed Japanese quality bearing on cutter head
- Cast iron tables for accurate & repeatability
- Fast & easy change from planing to thicknessing
- Powerful 3kW / 4hp heavy duty motor
- The planing fence can be quickly tilted to 45°
- 100mm dust collector port

Includes: Bonus 5 Cutting Inserts Plus A T-Bar Torx Wrench ✓



Thicknesser & Planer Dust Chute



Includes 5 x Inserts & 10 Screws



Spiral Cutter Head



Adjustable Fence



Thicknesser Setup Rear View

Optional: Spare inserts & torx screw also available (W616 & W616S)



Optional Accessories



p276



p271



p134

MODEL		PT-254S	PT-305S
ORDER CODE		W611	W612
Cutter Head	Type	Spiral	Spiral
Cutter Type	HSS/Carbide	Carbide Insert	Carbide Insert
Planer Capacity	mm	254	305
Table Length	mm	1110	1380
Thicknesser Capacity (WxH)	mm	254 x 190	305 x 225
Planer Width Capacity	mm	254	310
Feed Speed	M/min	5	5
Motor Power	kW/hp	2.2 / 3	3 / 4
Voltage	V/Amp	240 / 10	240 / 15
Weight	kg	216	303
PRICE	ex GST	\$2,990	\$3,850
PRICE	inc GST	\$3,289	\$4,235

Bobbin Sanders

schepach OS-58

- Used for sanding deep and wide work pieces, front edges, narrow inner curves, horizontal, vertical, diagonal, with or across the grain
- Rotating & oscillating action 58 times /min
- Heavy duty cast iron table 370 x 290mm

Includes: Sanding Sleeves (1/2", 3/4", 1", 1-1/2", 2" & 3"), table inserts (1/2", 3/4", 1", 1-1/2", 2" & 3") & sleeve spanner ✓

HAFCO WOODMASTER OS-140

- Used for sanding deep and wide work pieces, front edges, narrow inner curves, horizontal, vertical, diagonal, with or across the grain
- Rotating & oscillating action 26 times /min
- Heavy duty cast iron table 370 x 370mm

Includes: Sanding Sleeves (1/2", 3/4", 1", 1-1/2", 2"), 6 x table inserts & 1 x sleeve spanner ✓

HAFCO WOODMASTER OVS-JM

- Rotating and oscillating action ensures exceptional finishing results
- Heavy duty precision ground cast iron table 609 x 609mm tilts to 45°
- 0.75kW / 1hp 240V motor
- Oscillating per minute: 75 times
- Sanding spindle speed: 1725rpm
- Table height: 990mm
- Ø100mm dust hood outlet

Includes: 10 sanding spindle & sleeves: 1/4", 3/8", 1/2", 5/8", 3/4", 1", 1-1/2", 2", 3" & 4" ✓



OS-58



OS-140



OVS-JM



Packs of 3



80G & 120G Sanding sleeves
1/2", 3/4", 1", 1-1/2", 2" & 3"
Order codes A8110 - A8136
Suits OS-58 & OS-140

MODEL ORDER CODE		OS-58 W843	OS-140 W792	OVS-JM W795
Table Size	mm	370 x 290	370 x 370	609 x 609
Table Height	mm	330	485	990
Oscillation Stroke	mm	16	24	38
Dust Port	mm	Ø40	Ø50	Ø100
Motor Power	kW/hp	0.45 / 0.6	0.37 / 0.5	0.75 / 1
Motor Speed	rpm	2000	1425	1725
Voltage	V/Amp	240 / 10	240 / 10	240 / 10
Weight	kg	17.3	34.5	145
PRICE	ex GST	\$320	\$540	\$2,850
PRICE	inc GST	\$352	\$594	\$3,135

Disc Sanders

HAFCO WOODMASTER DS305

- Ø305mm sanding disc
- 435 x 225mm table size
- Disc speed 1420rpm
- Easy to use mechanical disc brake
- Gear drive adjustable table tilt to 45°
- 0.75kW / 1hp 240V motor

Includes: Cast Alloy Mitre Guide ✓
Ø63mm Dust Extraction Port ✓

HAFCO WOODMASTER DS-12S

- Ø305mm sanding disc
- 390 x 376mm cast iron table
- Disc speed 1420rpm
- Tilting table up 0-15° / down 0-45°
- 0.75kW / 1hp motor

Includes: Mitre Guide & Ø100mm Dust Port ✓

HAFCO WOODMASTER DS-15S

- Large Ø380mm sanding disc
- Disc speed 1462rpm
- Heavy 508 x 305mm cast iron table
- Tilting table up 0-15° / down 0-45°
- Enclosed cabinet stand
- Powerful 1.5kW / 2hp brake motor

Includes: Mitre Guide & Ø100mm Dust Port ✓



DS305



DS-12S



DS-15S

MODEL ORDER CODE		DS305 L1336	DS-12S L135	DS-15S L1354
Sanding Disc Size	mm	Ø305	Ø305	Ø380
Motor Power	kW/hp	0.75 / 1	0.75 / 1	1.5 / 2
Voltage	V/Amp	240 / 10	240 / 10	415
Weight	kg	36	79	96
PRICE	ex GST	\$400	\$1,450	\$2,090
PRICE	inc GST	\$440	\$1,595	\$2,299

Brake Motor



Watch Video

BTS 900x

schepach BTS 900x

- Solid cast construction
- Quick release for belt change
- Easy to use belt tracking
- 370W 240V induction motor
- Finishing work area 280 x 100mm
- 7.5m/sec belt speed ideal for timber
- Tilting table for use with disc or belt in the vertical position
- Ø150mm disc with hook & loop backing pad finishing belt can be used either vertically or horizontally

Includes: 1 x Linishing Belt ✓ 1 x Sanding Disc ✓
Mitre Guide ✓ Stand ✓



L-69A

HAFCO WOODMASTER L-69A

- 150 x 1220mm sanding belt
- Ø230mm disc with guarding
- 0.75kW / 1hp 240V motor
- Tilting table for use with disc or belt in the vertical position
- Robust cast iron construction with steel floor stand
- 55mm dust chute to belt & disc
- Quick action belt release

Includes: 1 x Linishing Belt ✓ 1 x Sanding Disc ✓
Mitre Guide ✓ Stand ✓



L-612A

HAFCO WOODMASTER L-612A

- Takes 150mm x 1220mm belt
- Ø305mm sanding disc
- Tilting table to belt & disc
- Heavy duty 1.1kW / 1.5hp 240V motor
- Can use linisher in vertical or horizontal position
- Cast iron table on linisher
- Quick action belt release
- 65mm dust chute to belt & disc

Includes: 1 x Linishing Belt ✓ 1 x Sanding Disc ✓
Mitre Guide ✓ Stand ✓



Horizontal & Vertical
Linishing BTS 900x



Vertical View
L-69A



Tilting Table
L-612A

Optional Accessories



p276



p204



p204

MODEL		BTS 900x	L-69A	L-612A
ORDER CODE		L105	L107	L109
Linishing Belt	mm	100 x 915	150 x 1220	150 x 1220
Sanding Disc	mm	Ø150	Ø230	Ø305
Motor Power	kW/hp	0.37 / 1/2	0.75 / 1	1.1 / 1.5
Voltage	V / amp	240 / 10	240 / 10	240 / 10
Weight	kg	25	50	62
PRICE	ex GST	\$260	\$490	\$1,090
PRICE	inc GST	\$286	\$539	\$1,199

Belt Sander



HAFCO WOODMASTER L-80

- Easy tracking adjustment
- Cast iron table 755mm x 250mm
- 100mm dust chute
- 1.1kW / 1.5hp dust proof motor
- Mitre guide included
- For use flat or on edge
- Belt size 150mm x 2660mm



Includes: Graphite Pad ✓ End Table ✓ Mitre Guide ✓
1 x Linishing Belt ✓ Stand ✓



Tilting Linishing Head 90-45°



Quick Action Belt Release Lever



End Table Working Position



MODEL	L-80	
ORDER CODE	L112	
Linishing Belt	mm	150 x 2260
Motor Power	kW/hp	1.1 / 1.5
Voltage	V/Amp	240 / 10
Weight	kg	106
PRICE	ex GST	\$1,690
PRICE	inc GST	\$1,859

Oscillating Belt Sander

schepach Slik 7.0b

- Oscillating Sander, to prolong belt life
- Easy tracking adjustment
- Table height adjustment via hand wheel with rack and bevel gear
- Tilting sanding belt 90-180°
- 2515mm x 150mm belt size
- 16m/sec belt speed
- 2.2kW / 3hp 240V motor
- Magnetic safety stop switch



Includes: Cabinet Storage Stand ✓ Spare Belts ✓
Dust Port ✓ Table Guide Support ✓ Mitre Guide ✓
3 x Linishing Belt ✓ Stand ✓



Horizontal Position



Table Height Adjustment



MODEL	Slik 7.0b	
ORDER CODE	L903	
Belt Size	mm	2515 x 150mm
Table Size	mm	850 x 300mm
Motor Power	kW/hp	2.2kW / 3hp
Motor Voltage	V/Amp	240 / 15
Weight	kg	182
PRICE	ex GST	\$1,790
PRICE	inc GST	\$1,969

Drum Sanders



Variable Speed Dial



Belt Tension Adjustment



DS-1632

- Open side configuration with sanding capacity (400mm with 1 Pass) & (800mm with 2 Passes)
- 3.2 - 127mm thickness capacity
- Variable feed speeds from 0.6-3 M/min to suit various sanding requirements and material widths
- Drum height is adjusted by turning a control hand wheel
- Rugged aluminium drum supports frame
- Depth scale provided on the drum support frame for accurate reading of height adjustment



Includes: Stand ✓

MODEL ORDER CODE		DS-1632 L110
Table Feed Speed	M/min	0.6 - 3
Sanding Drum Speed	rpm	1720
Sanding Belt Size (LxW)	mm	2330 x 78
Drum Diameter	mm	Ø127
Max. Sanding Width	mm	400
Max. Sanding Thickness	mm	127
Min. Sanding Thickness	mm	3.2
Dust Collector Ports	No./mm	1 x Ø63.5
Feed Motor Power	hp	1/8
Motor Power	kW/hp	0.75 / 1
Voltage	V/Amp	240 / 10
Weight	kg	70
PRICE	ex GST	\$1,650
PRICE	inc GST	\$1,815

Sanding Belts: to suit DS-1632



SANDING BELTS	CODE	ex GST	inc GST
(LxW) 2330 x 78mm 80G	A92308	\$22	\$24.20
(LxW) 2330 x 78mm 120G	A92312	\$22	\$24.20

Twin Drum Sander



DS-25

- Twin drum sanding, ideal for fast removal of material while giving a fine finish in a single pass
- 635mm width capacity
- 2 x Ø100mm dust outlets
- Variable speed conveyor feed
- Min/Max work piece (6 - 127mm)
- Dynamically balanced sanding drums ensure smooth running
- 2 x Ø127mm sanding drums, including (1 coarse & 1 fine)
- 2.2kW / 3hp Induction 240V motor



MODEL ORDER CODE		DS-25 L129
Table Feed Speed	M/min	0.9 - 6
Sanding Drum Speed	rpm	1600
Sanding Belt Size (LxW)	mm	2750 x 100
Drum Diameter	mm	Ø127
Max. Sanding Width	mm	635
Max. Sanding Thickness	mm	127
Min. Sanding Thickness	mm	6
Dust Collector Ports	No./mm	2 x Ø100
Feed Motor Power	hp	1/8
Motor Power	kW/hp	2.2 / 3
Voltage	V/Amp	240 / 10
Weight	kg	225
PRICE	ex GST	\$3,790
PRICE	inc GST	\$4,169

Sanding Belts: to suit DS-25



SANDING BELTS	CODE	ex GST	inc GST
(LxW) 2750 x 100mm 80G	A94408	\$25	\$27.50
(LxW) 2750 x 100mm 120G	A94412	\$25	\$27.50



Conveyor Feed Motor

Electronic Variable Speed Mini Wood Lathe



WL-14V

- Electronic variable speed (450-3850rpm)
- 356 x 470mm turning capacity
- Cast iron bed, head & tailstock
- 2MT head & tailstock
- 2 speed belt change
- 0.55kW / 0.75hp 240V motor
- Safety magnetic switch

Includes: Face Plate ✓ 300mm Tool Rest ✓
150mm Tool Rest ✓ Drive & Live Centres ✓



Digital
Speed
Display

Optional Stand & Bed Extension:

Model	Type & Length	CODE	ex GST	inc GST
WLS-1824	Stand - 470mm	W379	\$150	\$165
WL-14X	Bed Ext. - 650mm	W385X	\$140	\$154
WLS-1824X	Stand Ext. - 650mm	W379X	\$90	\$99



MODEL		WL-14V
ORDER CODE		W385
Swing Over Bed	mm	356
Between Centres	mm	470
Spindle Thread	size	M30 x 3.5mm
Motor Power	kW/hp	0.55 / 0.75
Voltage	V/Amp	240 / 10
Weight	kg	46
PRICE	ex GST	\$590
PRICE	inc GST	\$649

Swivel Head Wood Lathe

WL-18

- Swivel head - ideal for bowl turning
- Variable speed (500-2000rpm)
- 900mm between centres
- Full cast iron head, bed and tailstock
- 0.75kW / 1hp 240V motor
- 2MT, 1" x 10TPI spindle
- Hollow tailstock - 2MT
- Dust proof magnetic switch

Includes: Face Plate ✓ Tailstock ✓
Drive Centre ✓ Stand ✓ Live Centre ✓
Tool Rest ✓ Bowl Turning Attachment ✓



MODEL		WL-18
ORDER CODE		W382
Swing Over Bed	mm	310
Between Centres	mm	900
Spindle Thread	size	1" x 10TPI
Motor Power	kW/hp	0.75 / 1
Voltage	V/Amp	240 / 10
Weight	kg	83
PRICE	ex GST	\$690
PRICE	inc GST	\$759

Roller Steady

- 3 point roller steady suits model WL-18 wood lathe



CODE	ex GST	inc GST
W378	\$45	\$49.50

Swivel Head Wood Lathe

WL-20

- Swivel head - ideal for bowl turning
- Variable speed (500-2000rpm)
- 1100mm between centres
- Head slides along length of bed
- Full cast iron head, bed and tailstock
- 0.75kW / 1hp 240V motor
- 2MT, 1" x 10TPI spindle
- Hollow tailstock - 2MT
- Dust proof magnetic switch

Includes: Face Plate ✓ Tailstock ✓
Drive Centre ✓ Stand ✓ Live Centre ✓
Tool Rest ✓ Bowl Turning Attachment ✓



MODEL		WL-20
ORDER CODE		W384
Swing Over Bed	mm	370
Between Centres	mm	1100
Spindle Thread	size	1" x 10TPI
Motor Power	kW/hp	0.75 / 1
Voltage	V/Amp	240 / 10
Weight	kg	96
PRICE	ex GST	\$820
PRICE	inc GST	\$902

Roller Steady

- 3 point roller steady suits model WL-18 wood lathe



CODE	ex GST	inc GST
W378	\$45	\$49.50

HAFCO WOODMASTER Wood Lathe

WL-46A

- Electronic variable speed (100-3200rpm)
- Digital speed display
- Heavy cast iron legs
- Full cast iron head and bed
- 1.5kW / 2hp 240V motor
- 462mm swing
- 1194mm between centres
- Dust proof magnetic switch

Includes: Face Plate ✓ Tailstock ✓
Tool Rest ✓ Drive & Live Centres ✓
Cast Iron Stand ✓



Heavy
Duty Cast
Iron

MODEL	WL-46A	
ORDER CODE	W387	
Swing Over Bed	mm	462
Between Centres	mm	1194
Spindle Thread	size	30 x 3.5mm
Motor Power	kW/hp	1.5 / 2
Voltage	V/Amp	240 / 10
Weight	kg	228
PRICE	ex GST	\$2,540
PRICE	inc GST	\$2,794

Optional Bowl Turning Att.:

Model	Length	CODE	ex GST	inc GST
BTA-46	760mm	W387A	\$180	\$198

HAFCO WOODMASTER Wood Lathe

WL-520A

- Electronic variable speed 50-3890rpm
- Digital readout display for spindle speeds
- Finely ground bed for reduced friction
- Heavy duty steel cabinet stand
- Versatile 24 position indexing
- Heavy duty vibration absorbing cast iron construction
- Rear polished hand wheel brake
- 2MT tailstock & headstock spindle taper
- 4 large QUATRO design headstock bearings
- 720mm Max. bowl diameter on outboard turning

Includes: Bowl Turning Attachment ✓
Stand ✓ Toolrest ✓ Spur Drive ✓
Live Centre ✓ RH Face Plate ✓



MODEL	WL-520A	
ORDER CODE	W686	
Swing Over Bed	mm	520
Between Centres	mm	910
Spindle Thread	size	30 x 3.5mm
Motor Power	kW/hp	1.5 / 2
Voltage	V/Amp	240 / 10
Dimensions (LxWxH)	cm	187 x 65 x 125
Weight	kg	392
PRICE	ex GST	\$4,950
PRICE	inc GST	\$5,445

HAFCO Wood Turning Tool Sets - High Speed Steel

6 Piece Set Up to 350mm Handles

- 12mm deep bowl chisel - long handle
- 24mm roughing gouge
- 24mm oval skew chisel
- 19mm domed scraper
- 5mm parting & beading
- 9mm spindle gouge



CODE	ex GST	inc GST
W302	\$140	\$154

8 Piece Set Up to 230mm Handles

- 15mm skew chisel
- 26mm skew chisel
- 24mm roughing gouge
- 14mm spindle gouge
- 7mm spindle gouge
- 16mm parting & beading
- 14mm parting & beading
- 15mm domed scraper



CODE	ex GST	inc GST
W301	\$120	\$132

HAFCO Wood Lathe Chisel Set

- One lathe tool for all of your turning needs, four chisels function combined in one all-inclusive chisel system
- Includes interchangeable carbide tips, 2" radius end, 3/8" square end, 3/8" round end & triangle end, as well as a chip deflector that magnetically attaches to the blade for protecting hand and eyes.



CODE	ex GST	inc GST
W300	\$70	\$77

Replacement Carbide Tip Set



CODE	ex GST	inc GST
W300T	\$39	\$42.90

HAFCO Wood Turning Tool Sets - High Speed Steel

Pen Turning Tools Set

- 3/8" Spindle Gouge
- 1/8" Parting Tool
- 1/2" Oval Skew Chisel



CODE	ex GST	inc GST
W3033	\$75	\$82.50

Starter Turning Tool Set

- 3/4" Roughing Gouge
- 3/8" Spindle Gouge
- 1/4" Deep Bowl Gouge
- 1/8" One Handed Parting



CODE	ex GST	inc GST
W3034	\$140	\$154

Professional Chisel Set

- 1/4" & 1/2" Spindle Gouge
- 1/2" Skew • 1" Flat Skew
- 3/8" Parting & Beading
- 3/4" Domed Scraper



CODE	ex GST	inc GST
W3036	\$230	\$253

Master Chisel Set

- 1-1/4" Roughing Gouge
- 1/2" Deep Bowl Gouge
- 1-1/4" Domed Scraper
- 5/8" Fingernail Profile Gauge



CODE	ex GST	inc GST
W3039	\$330	\$363

Wood Machinery & Accessories

2MT Drive Centre

- 4 prong drive centre
- Sharp centre point
- Suits wood lathes



CODE	ex GST	inc GST
WC023A	\$25	\$27.50

2MT Live Centre

- Sharp centre point
- Outer ring grips timber
- Suits wood lathes



CODE	ex GST	inc GST
WC037	\$35	\$38.50

Curved Tool Rest Set

CTR-4 - 4 Piece

- Steel S-curve shape round body toolrest
- 90° round body toolrest 63mm radius curve
- 90° flat body toolrest 51mm radius curve
- 45° flat body toolrest 38mm radius curve
- Ø25mm spigot shaft
- Hardened toolrest surface



CODE	ex GST	inc GST
W295	\$75	\$82.50

Face Plates

FP-90 & FP-150

- Ø90mm face plate with centering rings (FP-90)
- Ø150mm face plate with centering rings (FP-150)
- M40 thread to suit scroll chuck inserts
- Rear countersunk screw holes
- Includes screw point (FP-90)



CODE	ex GST	inc GST
W297	\$27	\$29.70
W298	\$45	\$49.50



Pen Mandrel Set

PM-2

- 2MT body
- Ø6mm ER16 collet & collet nut
- 1 x Ø6 x 195mm long shaft with thread
- 1 x 25mm brass knurled nut
- 1 x collet nut spanner
- 5 x steel bushes



CODE	ex GST	inc GST
W306	\$30	\$33

BSS-5075 - Bowl Sanding System

- Comfort grip handle
- Tilting head with lock
- Hook & loop backing on sanding heads
- 50 x Ø50mm & 50 x Ø75mm sanding discs
- 2 x Ø50mm & 2 x Ø75mm sanding heads



CODE	ex GST	inc GST
W305	\$65	\$71.50



Watch Video

Extra Sanding Discs

- 10 pieces of each size:
80, 150, 240,
320 & 400 grit
sanding discs



Pieces	Disc Size	CODE	ex GST	inc GST
50	Ø50mm	W3055	\$12	\$13.20
50	Ø75mm	W3057	\$14	\$15.40

Scroll Chuck - 100mm

- 4-Jaw self centring scroll chuck
- Gripping internally and externally
- Comes with 2 x T-key (one for clamping & one for jaws)
- 1 x wood screw included
- 0.2mm tolerance
- 24 Indexing plate
- NOTE: Thread insert NOT included. Please refer to optional accessories: (W3665, W367, W366)



CODE	ex GST	inc GST
W370	\$170	\$187



Scroll Chuck Inserts

- Suits W370 scroll chuck

Type	Size	CODE	ex GST	inc GST
Insert	1" x 10TPI - Internal Thread	W3665	\$20	\$22
Insert	3/4" x 16TPI - Internal Thread	W367	\$20	\$22
Insert	30 x 3.5mm - Internal Thread	W366	\$20	\$22



W3665



W367

W366

Jaw Accessory Kit

- 1 x set of 88mm power grip jaws
- 1 x set of 72mm step jaws
- 1 x set of 25mm jaws
- 1 x set of 125mm bowl jaws
- Comes in a deluxe aluminium case
- 1 x hex wrench



CODE	ex GST	inc GST
W375	\$120	\$132



Spiral Cutter Heads

- Retro fits selected HAFCO planers & thicknessers
- Heads are pre-loaded with inserts

See Website for more details



(W761 & W763)



(W752 & W754)

Spiral Carbide Cutter Heads to Suit Planers & Jointers

SUITS	mm	Spirals/Tips	CODE	ex GST	inc GST
PT-6	Ø64	4 / 28	W761	\$480	\$528
PT-200H	Ø78	4 / 40	W763	\$540	\$594

Spiral Carbide Cutter Heads to Suit Thicknessers


SUITS	mm	Spirals/Tips	CODE	ex GST	inc GST
T-380A/S	Ø76	4 / 68	W752	\$1,450	\$1,595
T-20	Ø82	4 / 92	W754	\$1,690	\$1,859

Wood Machinery & Accessories

Wood Working Vice Guides

WVF-265


- Quick release mechanism
- Polished guide rods
- Front or end mount
- Acme screw
- Cast iron construction
- Note: Timber vice jaws and handle are not included



Jaw Width	Opening	CODE	ex GST	inc GST
265mm	330mm	V189	\$90	\$99

Wood Working Vices

- Quick release mechanism
- Polished guide rods
- Acme screw
- Sliding stop dog
- Cast iron construction



Model	Jaw Width	Opening	CODE	ex GST	inc GST
WV-180	178mm	203mm	V187	\$100	\$110
WV-230	230mm	260mm	V184	\$130	\$143

Mitre Gauge & Fence

MTR-24

- 335mm aluminium fence
- Fence extends to 615mm
- 70mm fence height
- Suits 3/8" or 3/4" table slots



CODE	ex GST	inc GST
W308	\$70	\$77

Ripping Gauge

RG-190

- 0 - 135mm clamp depth adjustment
- Locks into any 3/4" wide x 3/8" deep table slots
- Makes repetitive ripping of thin strips easy & safe
- Ball bearing roller support
- Cuts to the left of the blade, preventing burning, binding and kickback
- 190 x 75mm aluminium extrusion body with adjustable sliding extrusion clamp



CODE	ex GST	inc GST
W311	\$45	\$49.50

Twin Feather Board Set

FBS-100

- Two feather boards that can be used individually, in tandem or stacked
- 115mm slide adjustment allows different widths of work
- Suits any 3/4" wide x 3/8" deep table slot




CODE	ex GST	inc GST
W3130	\$35	\$38.50

Safety Push Block & Stick Set

PSK5

- 5 piece set
- 2 x 150mm push block with foam base
- 405mm long push block with foam base
- 19mm wide V-notch push stick
- 215mm saw guide



CODE	ex GST	inc GST
W309	\$30	\$33

Digital Moisture Meter

MM-50

- Measures the moisture in wood 5 - 50%
- Measures the moisture in building material 1.5 - 33%
- Measuring accuracy: ±2%
- Backlit LCD screen
- Lid cover used for calibration
- Auto power off: 3 minutes inactive
- Low battery indicator: <7V
- Includes 9V battery



CODE	ex GST	inc GST
W6455	\$40	\$44

Caster Wheel Set

CW-63

- 63kg load capacity each wheel
- 4 x swivel caster wheel set
- Foot operated lock & lift release
- Vertical mounting body design
- Steel fabricated frame
- Solid plastic wheels



252kg
Total
Capacity

CODE	ex GST	inc GST
W935	\$100	\$110

Mobile Base

MBW-2 - 227kg

- 2 swivel wheels with lever action for raising
- Steel frames have adjustable holes in 25mm increments
- Min. ☐ size 279 x 279mm
- Max. ☐ size 894 x 894mm
- Min. ☐ size 434 x 279mm
- Max. ☐ size 1295 x 482mm



CODE	ex GST	inc GST
W930	\$120	\$132

Mobile Base

MBW-4 - 454kg

- 2 swivel wheels & hand screw positioning lock
- Square steel tube frame with positioning holes
- Min. ☐ size 580 x 580mm
- Max. ☐ size 750 x 750mm
- Min. ☐ size 580 x 610mm
- Max. ☐ size 750 x 850mm



CODE	ex GST	inc GST
W931	\$240	\$264

Bench Top Router



Digital Speed Display

schepach hf-50

- Cast iron table size 610 x 360mm (1030 x 360mm with extension tables)
- Powerful 1500W brush type 240V motor
- Variable speed 11,500 - 24,000rpm
- Adjustable spindle height 0 - 40mm
- Spindle lock for quick cutter change
- Fine adjustment aluminium fence
- Magnetic switch with overload reset button

Includes: 1/4" & 1/2" Collets ✓ Spindle Guard ✓ Mitre Guide ✓ Ø100mm Dust Chute ✓ 2 x Push Blocks ✓



Spindle Height Adjustment

Optional Accessories



p278



p100



p276

MODEL	hf-50	
ORDER CODE	W846	
Table Size	mm	610 x 360
Table with Extensions	mm	1030 x 360
Variable Speed	rpm	11,500 ~ 24,000
Spindle Height	mm	0 - 40
Motor Power	kW/hp/V	1.5 / 2 / 240V
Weight	kg	32
PRICE	ex GST	\$490
PRICE	inc GST	\$539

Cutter Head



- 28 Blades (7 profiles)
- Ø90mm cutter
- Suits Ø30mm spindles



CODE	ex GST	inc GST
W647	\$290	\$319

Router Table With Sliding Table

HAFCO WOODMASTER RT-500

- Suitable for brand name routers
- Table dimensions 785 x 560mm
- Sliding aluminium table 730 x 310mm
- 240V-15amp female socket & 240V-15amp male plug
- Fully adjustable squaring guide & hold down clamp
- Lockable toggle switch • 60mm dust chute
- Table tilts 45° for easy access to mount router
- Floor space (LxWxH) 180 x 80 x 108cm
- Weight 57kg



CODE	ex GST	inc GST
W4485	\$720	\$792

Spindle Moulder

HAFCO WOODMASTER SP-300

- Ø30mm spindle with 100mm spindle travel
- 200mm spindle length • 900mm table height
- Aluminium fence and top clamp
- 2.2kW / 3hp 15Amp 240V motor
- Tilting arbor to -5° ~ +30° for various profiles
- Cast iron cutter guard with Ø100mm dust port
- Large ground, cast iron work table (710 x 640mm)
- 4 spindle speeds with Fwd/Rev 1800, 3000, 6000, 9000rpm



Includes: Sliding Table with Mitre Guide ✓ 74mm Drum Sanding Attachment ✓ Micro Adjustment Rise & Fall Spindle ✓ Lock on Spindle for Easy Cutter Change ✓



Tilting Arbor 30°



Drum Sanding Attachment



Includes Mitre Guide

MODEL	SP-300	
ORDER CODE	W640	
Table Size	mm	710 x 640
Spindle Speeds	No./rpm	4 (1800, 3000, 6000, 9000)
Motor Power	kW/hp	2.8 / 3
Voltage	V/Amp	240 / 15
Weight	kg	221
PRICE	ex GST	\$2,690
PRICE	inc GST	\$2,959


HAFCO WOODMASTER M-16

- 16mm chisel capacity
- Magnetic switch with emergency stop
- Quick action hand wheel material clamp
- Drill chuck capacity Ø1-13mm
- 120mm vertical stroke
- 165mm lateral (left to right) stroke
- Fence size 180 x 50mm
- Table size 180 x 120mm
- Heavy cast iron construction
- 0.37kW / 1/2hp 240V motor
- 1400rpm spindle speed
- Max morticer depth 76mm
- Max clamp width 125mm

Includes: 1 Chisel (3/8" x 19mm Shank) ✓

schepach Chisa 7.0

- 25mm softwood capacity
- 20mm hardwood capacity
- 220mm Vertical head stroke
- 170 x 140mm table movement
- Quick action material clamps
- Overall height 1520mm
- 0.75kW / 1hp 240V motor
- Safety magnetic switch

Includes: 2 x 5/8" Chisels ✓ Length Stop ✓ Storage Cabinet ✓

HAFCO WOODMASTER M-25

- 25mm softwood capacity
- 19mm hardwood capacity
- Magnetic switch with overload
- Easy operation with counter weight
- 3-position job clamp & depth stop
- Long & cross hand wheel movement
- 255 x 180mm timber capacity
- Heavy cast iron construction
- 125mm stroke
- 0.75kW / 1hp 240V motor
- Overall height 1700mm



Includes: Stand ✓

Chisel Morticer & Bit Set - 5 Piece
CMB-5

- High carbon steel - all chisels suit Ø19mm machine collar
- Ø1/4" chisel - Ø4mm drill shank - 40mm depth
- Ø5/16" chisel - Ø5.2mm drill shank - 40mm depth
- Ø3/8" chisel - Ø6.4mm drill shank - 55mm depth
- Ø1/2" chisel - Ø9.3mm drill shank - 75mm depth
- Ø5/8" chisel - Ø11.7mm drill shank - 90mm depth



CODE	ex GST	inc GST
W411	\$55	\$60.50

MODEL		M-16	Chisa 7.0	M-25
ORDER CODE		W347	W3465	W345
Timber Capacity	mm	125	145	160
Table Movement	mm	165 x 46	170 x 140	255 x 180
Vert. Head Stroke	mm	120	220	125
Motor Power	kW/hp	0.37 / 1/2	0.75 / 1	0.75 / 1
Voltage	V/Amp	240 / 10	240 / 10	240 / 10
Overall Height	mm	1400	1520	1700
Weight	kg	42	98	160
PRICE	ex GST	\$490	\$1,390	\$2,350
PRICE	inc GST	\$539	\$1,529	\$2,585

TIGER 2000S

- German design & technology
- Ø200mm stone, Ø225mm hone
- 120W 240V motor at 120rpm
- Splash proof motor & switch
- Aluminium oxide grinding wheel suitable for sharpening high speed steel tools
- Leather honing wheel removes the burr

200mm
Grinding
Stone



Includes: Jig For Straight Edges ✓ Plane Irons ✓
Ripping Chisels ✓ Angle Setting Jig For Measuring Angles ✓
Abrasive Paste for Honing ✓

MODEL	TIGER 2000S	
ORDER CODE	W859	
Grinding Stone Diameter	mm	Ø200 x 40
Leather Honing Wheel Dia.	mm	Ø225 x 30
Motor Power / Voltage	W/V	120 / 240
Grinding Stone Speed	rpm	120
Weight	kg	9.2
PRICE	ex GST	\$220
PRICE	inc GST	\$242

TIGER 2500

- German design & technology
- Ø250mm stone, Ø200mm hone
- 200W 240V motor at 90rpm
- Splash proof motor & switch
- Aluminium oxide grinding wheel suitable for sharpening high speed steel tools
- Leather honing wheel removes the burr

250mm
Grinding
Stone



Includes: Jig For Straight Edges ✓ Plane Irons ✓
Ripping Chisels ✓ Angle Setting Jig For Measuring Angles ✓
Abrasive Paste for Honing ✓

MODEL	TIGER 2500	
ORDER CODE	W868	
Grinding Stone Diameter	mm	Ø250 x 50
Leather Honing Wheel Dia.	mm	Ø200 x 30
Motor Power / Voltage	W/V	200 / 240
Grinding Stone Speed	rpm	90
Weight	kg	18.5
PRICE	ex GST	\$300
PRICE	inc GST	\$330

House Hold Sharpening Kit



JIG 40 The perfect attachment for Axes with a blade up to 170mm



JIG 120 Designed for knives with blade length of 100 to 200mm



JIG 160 Designed for scissors and hedge shears

Suits
TIGER 2000S
& TIGER 2500

CODE	ex GST	inc GST
W8615	\$120	\$132

Wood Turners Sharpening Kit



JIG 55 Grinds oblique edges, hollow chisels and planer blades



JIG 110 Ideal for tools that are difficult to clamp



Stone Grader Changes the grains on the grinding wheel for fine abrasion

Suits
TIGER 2000S
& TIGER 2500

CODE	ex GST	inc GST
W8625	\$120	\$132

Suits TIGER 2000S & TIGER 2500

Honing Paste

- For use on the leather strop and profiled leather honing wheels on wet stone grinders, this compound helps achieve an excellent edge to tools



CODE	ex GST	inc GST
W8635	\$30	\$33

Jig 60 - Knife

- Suitable for knives from a minimum blade length of 40 to 100mm, and for drawing knives



CODE	ex GST	inc GST
W8642	\$54	\$59.40

Jig 120 - Knife

- Suitable for knives with a blade length from 100 to 200 mm



CODE	ex GST	inc GST
W8643	\$60	\$66

Stone Grader

- Changes grains on the grinding wheel for fine abrasion
- Keeps wheel in good working order



CODE	ex GST	inc GST
W8636	\$25	\$27.50

Wheel Dressing Attachment

- Wheel dressing attachment ensuring that the grinding wheel is always perfectly round and level



CODE	ex GST	inc GST
W8633	\$55	\$60.50

Jig 110 - Grinding Rest

- Ideal for tools that are difficult to clamp



CODE	ex GST	inc GST
W8646	\$35	\$38.50

Angle Guides

- For setting tool angles 20°, 25°, 30°, 35°, 40°, 60°



Suits	CODE	ex GST	inc GST
200mm	W8637	\$14	\$15.40
250mm	W8638	\$16	\$17.60

Air Filtration Units



AP-12

- 1044cfm air flow capacity
- Remote control ON/OFF
- Filtering 98% of all particles 5 microns in size
- Filtering 85% of all particles 1 micron in size
- Can remove most airborne contaminants and maintain fresh air circulation
- 3 speed settings & 3 timer settings (1Hr, 2Hr, 4Hr)
- Easy filter element maintenance
- Designed for ceiling mount



MODEL	AP-12	
ORDER CODE	W326	
Filtration	microns	1
Airflow	CFM	1044
Noise Level	dB	62 ~ 69
Motor Power	hp	0.2
Voltage	V/Amp	240 / 10
Dimensions (LxWxH)	cm	82 x 67 x 36
Weight	kg	27.5
PRICE	ex GST	\$540
PRICE	inc GST	\$594



AF-400

Useful for reducing nuisance dust, particularly in small workshops. Filtration room volume efficiency for areas up to 113m3

- 400cfm capacity
- Two stage air filter with remote 3 speeds and time delay
- Remote control with programmable timer & three speeds
- Highly effective 2 stage fine filtration down to 1 micron
- Filters are easily removable for cleaning or replacing
- Supplied with mounting hooks and chains



MODEL	AF-400	
ORDER CODE	W325	
Filtration	microns	1
Airflow	CFM	400
Noise Level	dB	62 ~ 69
Motor Power	hp	0.125
Voltage	V/Amp	240 / 10
Dimensions (LxWxH)	cm	60 x 50 x 33
Weight	kg	15
PRICE	ex GST	\$290
PRICE	inc GST	\$319



Dust Collector



HA 1000

- 109cfm airflow - HPLV system
- 1.1kW / 1.5hp 240V motor
- 50 litre steel tank
- 5 micron fine filter
- Handle for easy moving
- Includes Ø100mm x 2M hose

High Pressure
Low Volume
System



MODEL	HA 1000	
ORDER CODE	W885	
Inlet Diameter	mm	100
Airflow	CFM	109
Motor Power	kW/hp	1.1 / 1.5
Motor Voltage	V/Amp	240 / 10
Ship. Dim. (LxWxH)	cm	70 x 42 x 42
Weight	kg	14
PRICE	ex GST	\$200
PRICE	inc GST	\$220

Filter Cartridge



FC-10

- 1 micron filtration
- Increases filtering area by 700%
- Rotary hand wheel for manual cleaning
- Includes 10 plastic collection bags
- Ø500mm x 600mm high



Suits Dust
Collectors
DC-3, DC-7,
DC-80, DC-90

CODE	ex GST	inc GST
W328	\$270	\$297



Shown mounted on
Dust Collector

Cyclone Dust Separator

CDS-2/3

- Separates up to 99% of dust
- Large 110 litre metal collection bin
- Air tight clamping with rubber seals
- Ø152mm inlet with 2 x Ø100mm reducer
- Ø152 - 25mm stepped outlet reducer, Ø152, 125, 100, 75, 63, 50, 25mm
- Viewing window on collection bin for waist level
- Capable of running dust bags in collection bin
- Ideal for the up to 3hp dust collectors
- Portable, on wheels



Includes
Stepped Reducer

Rated For
3hp Dust
Collectors



View Down Top Outlet



Shown Set Up



Wood Chip Collection Bin



CODE	ex GST	inc GST
W316	\$450	\$495

Dust Collectors Economy Range

Overview

Hafco Woodmaster dust collectors are perfect for small workshops or home enthusiasts looking to maintain a clean & safe workshop. Multiple options are available to suit your application.

Features

- Copper wound induction motor
- Dynamically balanced steel impeller
- 5 Micron fine filter bags
- Single inlet on DC-2, dual inlet on DC-3 & triple inlet on DC-7
- Portable on wheels



DC-2



DC-3



DC-7

DCC-310 Dust & Cyclone Collector **Package Deal**

DC-3: Dust and shavings of LPHV extractors are sucked through the impeller fan blade and then the waste falls into the lower bag, the air being exhausted through the top filter bag, collecting some of the fine dust on the way.

CDS-2/3: Cyclone separator main advantages is the ability to extract and hold large particles and chips before they reach the dust collector impellers resulting in no more loss of suction from blocked filters.

Includes: DC-3 Dust collector (W394) ✓ FC-10 Filter cartridge (W328) ✓ CDS-2/3 Cyclone filter (W316) ✓ DCK-2 Dust acc. kit (W344) ✓

HD12 Dust Collector

schepach

- Portable on wheels, with conveniently placed handle for easy manoeuvrability
- 680cfm air flow suction
- Ø100mm single inlet
- Quick-action clamp
- 5 Micron fine filter bag
- Powerful 0.56kW / 3/4hp 240V motor provides efficient dust collection
- 100mm inlet collects large volumes of chips and dust debris
- Flexible 2 metre collection hose for greater versatility when connecting equipment
- Filling capacity: 75 Litre

HAFCO
WOODMASTER



DC-3



CDS-2/3



DCK-2

Package Deal
(W394 + W316 + W344 + W328)
\$1,309 inc GST (K047)
SAVE \$132 RRP



CODE	ex GST	inc GST
W886	\$300	\$330

Dust Collectors Industrial Range

Overview

Hafco Woodmaster industrial dust collectors feature quality Taiwanese made components to ensure day in day out operation for professional woodworkers.

Features: DC-90

- Heavy duty 3.75kW-5HP copper wound induction motor
- Dynamically balanced Ø355mm metal impeller
- 2 Micron, 1600mm high upper felt bags
- Quick-action bag clamps
- Triple Ø100mm inlets for attaching up to 3 machines
- Portable on wheels



Made in
Taiwan

DC-90 Shown



100mm Triple Inlets



Heavy Duty 415V Motor

Cyclone Dust Collectors

Upgraded Features

- Cyclone design to separate large particles before it reaches the filter
- Remote control start / stop function
- 1 Micron pleated fine filter cartridge
- Manually operated internal dust removal fingers in pleated filter to maintain airflow



Quick Release Handle for
Bucket Empty



Rotary Hand Filter Cleaning



Triple - Inlets



Remote Control Start



Made in
Taiwan



CD-20

MODEL		DC-2	HD12	DC-3	DC-7	CD-20	CD-30	DC-90
ORDER CODE		W332	W886	W394	W329	W319	W320	W331
Air Flow	CFM	500	680	1200	2300	1020	2280	3200
Inlets	No./mm	1 / Ø100	1 / Ø100	2 / Ø100	3 / Ø100	3 / Ø100	3 / Ø100	3 / Ø100
Motor Power	kW/hp	0.75 / 1	0.56 / 0.75	1.5 / 2	2.25 / 3	1.5 / 2	2.2 / 3	3.75 / 5
Voltage	V/Amp	240 / 10	240 / 10	240 / 10	240 / 10	240 / 15	240 / 15	415
Weight	kg	30	24	42	51	130	152	109
PRICE	ex GST	\$265	\$330	\$440	\$590	\$1,790	\$2,490	\$1,790
PRICE	inc GST	\$291.50	\$330	\$484	\$649	\$1,969	\$2,739	\$1,969

Wood Machinery & Accessories

PVC Dust Hose

- 100mm (4") diameter
- Grey colour, high-grade flexible PVC material
- Spring steel wire integrated in the wall
- Light weight, compressible to 3:1
- Temperature range of -10°C to +70°C
- Counter clockwise spiral



DCH-100-6



DIA. HOSE	MODEL	LENGTH	CODE	ex GST	inc GST
Ø100mm	DCH-100-3	3 Metres	W3981	\$45	\$49.50
Ø100mm	DCH-100-6	6 Metres	W3982	\$85	\$93.50
Ø100mm	DCH-100-15	15 Metres	W3984	POA	POA
Ø63mm	DCH-63-3	3 Metres	W3986	\$35	\$38.50
Ø63mm	DCH-63-6	6 Metres	W3987	\$65	\$71.50
Ø63mm	DCH-63-15	15 Metres	W3989	POA	POA
Ø125mm	DCH-125-3	3 Metres	W3991	\$60	\$66.00
Ø125mm	DCH-125-6	6 Metres	W3992	\$120	\$132.00
Ø100mm	DCH-100-6	6 Metres	W3994	POA	POA

Magnet Dust Collector Adaptors

- Made from tough PVC
- Magnets embedded into each fitting
- Self aligning connectors for quick & easy connections

DESCRIPTION	CODE	ex GST	inc GST	DESCRIPTION	CODE	ex GST	inc GST	DESCRIPTION	CODE	ex GST	inc GST
Ø63mm Magnetic Quick Connect Dust Fitting	W3355	\$18	\$19.80	Ø100mm Magnetic Quick Connect Dust Fitting with Rubber Flex Cuff & Clamp	W3358	\$27	\$29.70	Ø100mm External Magnetic Quick Connect Wall Mounted Blast Gate	W3354	\$20	\$22.00
Ø100mm Magnetic Quick Connect Dust Fitting	W3356	\$18	\$19.80	Ø100mm Internal Magnetic Quick Connect Blast Gate	W3353	\$20	\$22.00				

Dust Collector Adaptors

DESCRIPTION	CODE	ex GST	inc GST	DESCRIPTION	CODE	ex GST	inc GST	DESCRIPTION	CODE	ex GST	inc GST
Ø63-50-38-32-25mm Reducer	W334A	\$11	\$12.10	Ø100mm Flexible Rubber Cuff Connector	W3397	\$18	\$19.80	Ø100mm Dust Inlet Cap	W3352	\$5	\$5.50
Ø100 - 35mm Reducer	W3345	\$18	\$19.80	Ø100mm Dust Fitting Adapter	W334C	\$9	\$9.90	Ø100mm Universal Hood	W338	\$10	\$11.00
Ø152-127-101-76-63-50-25mm Reducer	W3346	\$12	\$13.20	Ø100mm Shut Off Valve	W335	\$11	\$12.10	Ø100mm Floor Sweeper	W339	\$20	\$22.00
Ø100mm Joiner	W334B	\$10	\$11.00	Ø100mm Wall Mounted Blast Gate Self Cleaning	W3351	\$13	\$14.30	Ø100mm Dust Chute Hood	W338A	\$18	\$19.80
Ø100-63mm Reducer	W334	\$7	\$7.70	Ø100mm Elbow - 90 Degree	W336	\$12	\$13.20	Ø100mm (410x320) Big Gulp Dust Chute	W338B	\$27	\$29.70
Ø125-100mm Reducer	W333	\$9	\$9.90	Ø100mm Elbow - 45 Degree	W3362	\$12	\$13.20	Ø63mm Steel Wire Hose Clamp	W3405	\$2.50	\$2.75
Ø100mm internal/external Quick Connect Adapter	W3395	\$12	\$13.20	Ø100mm 'Y' Fitting	W337	\$13	\$14.30	Ø100mm Steel Wire Hose Clamp	W340	\$3.50	\$3.85
Ø63mm Flexible Rubber Cuff Connector	W3396	\$12	\$13.20	Ø100mm to Ø63mm 'Y' Fitting	W3375	\$14	\$15.40	Ø125mm Steel Hose Clamp	W341	\$4.50	\$4.95

Replacement Filter Bags

- Suits dust collectors
- Ideal for MDF material

SUITS MODELS	FILTRATION MICRON	CODE	ex GST	inc GST
DC-2	5	CB025	\$35.00	\$38.50
HD12	5	3CD0003	\$51.00	\$56.10
DC-3, DC-7	5	CJ035	\$36.75	\$40.43
DC-80, DC-90	2	CG008A	\$134.16	\$147.58
DC-100	2.5	2CG020	\$145.45	\$160.00
DCM-200	30	3CP0007	\$61.36	\$67.50



Replacement Plastic Bags

- Suits dust collectors

SUITS MODELS	QTY	CODE	ex GST	inc GST
DC-2	10	CB025P	\$42.73	\$47.00
HD-12	10	3CD0006	\$43.00	\$47.30
DC-3, DC-7, DC-80, DC-90	10	CJ035P	\$41.50	\$45.65
DC-100	10	2CG038	\$128.18	\$141.00



Wood Machinery & Accessories

Dust Accessory Kit

DCK-2

- 2 x 3m Lengths of Ø100mm dust hose
- 10 x Hose clamps to suit Ø100mm hose
- 1 x 558mm wide floor sweeper
- 1 x Table saw hood
- 1 x Universal dust hood
- 1 x 150mm Dust hood
- 1 x "Y" fitting
- 2 x Shut-off valves



CODE	ex GST	inc GST
W344	\$150	\$165

Dust Vacuum Wand

DVW-4

- Suits timber dust collectors
- Connects to Ø100mm dust hose
- Hand press fit together
- Includes:
 - 1 x Ø100mm clear plastic tube,
 - 1 x Ø100mm coupler,
 - 2 x Ø100mm swivel handle,
 - 1 x Ø100mm shut off valve,
 - 1 x 240 x 150mm floor nozzle,
 - 4 x wall mount clips,
 - 1 x 135 x 50mm table wand with brush



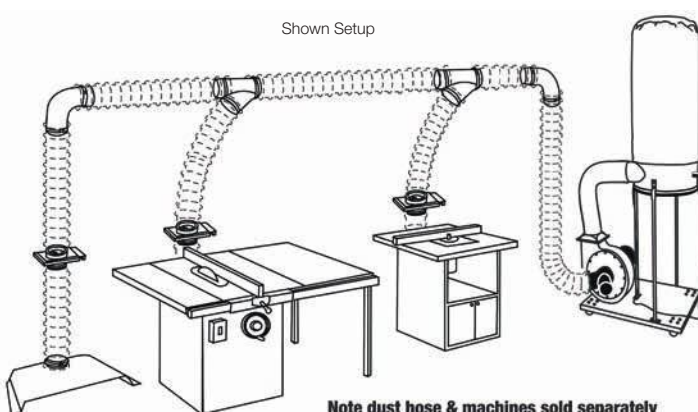
Watch Video

CODE	ex GST	inc GST
W344V	\$90	\$99

Wall Mounted Wood Dust Extraction Kits

DCK-100W

- 2 x 100mm 90° elbows
- 2 x 100mm "Y" connectors
- 3 x 100mm wall mount blast gates
- 1 x Floor sweeping attachment
- 10 x Wall mounting brackets and mounting hardware
- 16 x Hose clamps to suit Ø100mm hose



Note dust hose & machines sold separately

DCK-200W

- 8 x 915mm lengths of Ø100mm clear tubing
- 3 x 100mm wall mount blast gates
- 3 x 100mm 45° elbows
- 2 x 100mm 90° elbows
- 2 x 100mm "Y" connectors
- 16 x 100mm Joiners
- 4 x 100mm hose clamps
- Tube hanging brackets and mounting hardware



CODE	ex GST	inc GST
W3447	\$320	\$352

Additional 915mm lengths of Ø100mm clear tube

CODE	ex GST	inc GST
W3448	\$60	\$66

Thread Hardware Kits

1/4" or 5/16"

- 149 piece
- Includes: 1" T-bolts, 2-1/2" T-bolts, T-nuts, 1" round insert knobs, 2" T-insert knobs, 4-star bolt knobs, 5-star bolt knobs, 1-1/2" T-bolts, 3-1/2" T-bolts, threaded inserts, washers, 4-star insert knobs, 5-star insert knobs & storage case



Type	CODE	ex GST	inc GST
1/4" - 20 UNC	C1020	\$90	\$99
5/16" - 18 UNC	C1021	\$90	\$99

Universal T-Track Straight

- 1 x 1220mm section piece
- Excellent accessory for jig making & clamping
- 19 x 9.5mm deep aluminium section track
- Slot 9 x 4.9mm deep, T-section 14mm wide

CODE	ex GST	inc GST
C1028	\$35	\$38.50



Deluxe Hold Down Clamps

- Sold in pairs
- External size 26.5 x 8mm (W x D)
- 9 x 19mm slot screw hole diameter
- Excellent for jig making & clamping
- Made from aluminium

CODE	ex GST	inc GST
C1024	\$30	\$33



Straight Router Bit

- 19mm straight cut
- 1/2" (12.7mm) Shank
- Carbide tipped - Two Flute

CODE	ex GST	inc GST
W646	\$80	\$88

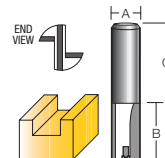


END CUTTING

For plunge cutting deep or repetitive holes in addition to normal groove, trim and rebate routing.

CARBIDE TIPPED - TWO FLUTE 12.7mm (1/2") SHANK

PART No.	A	B	C
T 1419M E/C	in. 3/4	mm 19	in. 1-1/2
	mm 38.1	in. 3-1/4	mm 82



Comprehensive Index

A

Abrasives..... 204
Absorbents..... 99
Adaptors - Straight Sleeve..... 87
Air Nut Riveter..... 80
Air - Accessories & Kits..... 223-224
Air - Compressors..... 218-221
Air - Compressor Pumps..... 218, 220
Air - Dryer Refrigerated..... 220-221
Air - Filtration Extractors..... 239
Air - Hose / Reels..... 224
Air - Power Draw Bar..... 96
Air - Receivers..... 218
Air - Tools..... 222-234
Angle Plates / Swivel..... 89
Arbors - Boring & Facing..... 88
Arbors - Drill Chuck..... 77
Arbors - Face Mill & Adaptors..... 85-86
Arbor Press..... 194
Arbors - Stub Mill..... 84
Assortment Packs - Nuts & Bolts..... 104
Auto Body File Holder..... 180
Auto Panel Restoration Kits..... 180
Automotive Equipment..... 180-193, 208-211

B

Backing Panels..... 229, 232-235
Ball Nose Cutters..... 82
Band Saws - Auto..... 122-125
Band Saws - Dual Column..... 126-127
Band Saws - Horizontal..... 118-130
Band Saws - Meat & Bone..... 238
Band Saws - Vertical..... 131
Band Saws - Wood..... 252-255
Bar Benders..... 160
Bead Roller..... 186-189
Bearing Race & Seal Driver Set..... 194
Belt & Disc Sanders..... 264-267
Benches - Food Grade S/S..... 238
Benches-Workshop..... 229-230, 238
Benders - Pipe / Tube..... 172-177
Bending Machine - Manual..... 135
Bobbin Sander..... 264
Bolt Threading Machine..... 79
Books - Technical..... 105
Boring & Facing Heads..... 88
Boring Head..... 88
Boring Head Bar Sets..... 88
Boring Rings..... 87
Bowl Sanding System..... 270
Broach - Adaptors/Cutters..... 32
Broach - Keyway Sets..... 96
BT - Drill Chucks & Arbors..... 77
BT - ER Collet Chucks..... 83
BT - Face Mill Arbors..... 85
BT - Floating Tap Holder..... 86
BT - Morse Taper Adaptors..... 86
BT - Pull Studs..... 86
BT - Side Lock Holders..... 86
BT - Tool Stand..... 87
Buckets & Hooks..... 234
Buffing Mops / Soaps..... 201
Buffing Spindles..... 201
Burr Set - Carbide..... 222
Bush Driver Set..... 194
Button Dies & Holders - HSS..... 78

C

C - Spanners..... 77
Cabinets - Industrial Tooling..... 229-232
Calipers - Dial..... 109, 115

Calipers - Digital..... 108-109, 114-115
Calipers - Spring..... 107
Calipers - Vernier..... 108-109, 115
Camlock Back Plates..... 75
Caster Wheels..... 225, 271
Centre and Edge Finders..... 115
Centre Drills..... 81
Centre Punches..... 100-101
Centering Dial Indicator..... 113
Centres - Drive & Live (Wood)..... 270
Centres - Live..... 72
Centres - Pipe..... 72
Centres - T-Slot..... 89
Chain Blocks & Trolleys..... 214
Chain Hoists - Electric..... 215
Chamfer Cutters..... 85
Chassis Punch Hyd. Set..... 211
Chisel Morticers..... 273
Chucks - Collet Chuck Set..... 83
Chucks - Drill..... 77, 86
Chucks - Lathe..... 75, 87
Chucks - Scroll (Wood Lathe)..... 270
Clamp Kits..... 89
Clamp Studs..... 89
Clamp - Flanged Nuts..... 89
Clamp - Drill Press Locking..... 251
Clamp - Tee Nuts..... 87
Clamps - Hold Down..... 279
Clamps - T-Slot..... 89
Clamps - Toggle..... 244
Clamps - U & T Slot Clamp..... 89
Clean Up Agents..... 99
CNC - Double Column..... 31
CNC - Laser Fume Extractor..... 14
CNC - Horizontal Borer..... 29, 31
CNC - Horiz. Turning Centres..... 24-25
CNC - Lathe..... 21
CNC - Lathe / Mill..... 20-21
CNC - Machining Centres..... 27-28
CNC - Metal Sheet Laser Cuttings..... 8-13
CNC - Profile Plasma Cutter..... 4-5, 16-18
CNC - Turning Centres..... 24-26
CNC - Waterjet Cutting System..... 6-7, 19
Cold Chisel Set..... 101
Cold Saws & Blades..... 132-133
Collet Block Sets 5C..... 84
Collet Chuck - Lathe 5C..... 84
Collet & Chuck Sets..... 83-84
Collets - ER Collets..... 84, 86
Collets - ER Spanner / Nuts..... 84
Collets - ER Tap Holder..... 86
Combination Sets..... 114
Compound Tables..... 95
Compressors & Pumps..... 218-221
Conveyor - Roller System..... 134
Coolant Mist Filter Kits..... 14
Coolant - Pumps & Accessories..... 99
Corner Rounding Set..... 82
Counterbore Sets..... 82
Countersink Sets..... 81
Cranes - Truck..... 208

D

Dead Centres..... 72
Deburring Machine..... 15
Deburring Tools..... 102
Depth Micrometer..... 112
Dial Indicators..... 108, 113, 115
Dial Test Indicator Holder..... 113, 115

Dial Calipers..... 109, 115
Digital Angle Gauge/Rule..... 108
Digital Bevel Box..... 108
Digital Calipers..... 108-109, 114-115
Digital Crane Scale..... 215
Digital Height Gauge..... 113
Digital Moisture Meter..... 271
Digital Readouts & Scales..... 116-117
Dimple Die Set..... 180
Disc Sanders..... 264
Dividing Heads..... 91
Dollies - Metal Restoration..... 181
Draw Bar - Air Power..... 96
Drawer - NT/BT Holders..... 231
Drill Bit - Spot Weld..... 76
Drill Gauge..... 76
Drill Stand..... 32
Drill - Roller Work Support..... 32
Drills - Bench..... 32
Drills - Geared Head..... 34-35
Drills - Pedestal..... 32-35
Drills - Magnetic & Access..... 37
Drills - Radial Arm..... 36
Drilling - Broach Cutters..... 37
Drilling - Chuck Arbors..... 77
Drilling - Chucks..... 77
Drilling - Drifts/Extensions..... 77
Drilling - Drill & Tap Sets..... 79
Drilling - Jobber Packs / Sets..... 76
Drilling - Reduced Shank..... 76
Drilling - Sets..... 76
Drilling - Sharpeners..... 77
Drilling - Slot Drill/Sets..... 82
Drilling - Step Drill Sets..... 81
Drum Clamp & Lifter..... 215
Drum Sanders..... 267
Dust Collectors - Acc..... 275-279
Dust Collectors - Wood..... 275-277
Dust Collector - Metal..... 203
Dust Extraction Units..... 279
Dust Vacuum Wand..... 279

E

Edge Seaming Plier..... 180
Electric Motors..... 212
End Mill & Slot Drill / Sets..... 82
Engine Cranes..... 208
Engine Stands..... 208
Engineers Squares..... 107
English Wheel..... 184-185

F

Face Mill Cutters / Arbors..... 85
Fans - Pedestal / Wall Mount..... 207
Fans - Portable Axial Flow..... 207
Feather Board Set - Twin..... 271
Files - Second Cut..... 101
Filter Cartridge..... 275
Floating Tap Holders..... 86
Floor Mats..... 74, 207
Folder / Panbrakes..... 148-153
Forklift Jib Attachment..... 213
Fume Extractor..... 14, 239

G

Garage Jacks - Hydraulic..... 209
Gas Bottles - Refillable..... 242
Gas Kits & Bottles..... 242
Gauge Block Set..... 114
Gauge - Metric Multi..... 78, 106
Gauge - Ripping..... 271
Gauges - Dial..... 87, 108, 115
Gauges - Dial Bore..... 113

Gauges - Dial Test Indicator..... 113, 115
Gauges - Feeler..... 106
Gauges - Height..... 108, 113
Gauges - Radius/Screw..... 106
Gauges - Telescopic..... 107
Gauges - Tyre..... 222
Girder Trolleys & Clamps..... 214
Grease Guns & Accessories..... 210
Grinders & Belt Linisher..... 200-203
Grinders - Stand & Accessories..... 200, 201, 204
Grinders - Surface..... 205-206
Grinders - Tool/Cutter, D-bit..... 205
Guillotine - Hand Operated..... 160-161
Guillotines - Hydraulic..... 144-147
Guillotines - Manual..... 142-143

H

Hand Levers..... 97, 160
Handwheels..... 97
Hammers - Restoration..... 180
Hammers - Soft Face..... 103
Hand Cleaner..... 98
Hand Lever Shears..... 160
Hand Lever Guillotine..... 160
Hardness Tester..... 107
Hardware Assortment Packs..... 104
Hardware Kits..... 279
Height Gauges..... 108, 113
Hex & Torx Key Sets..... 100-101
High Speed Steel Bits..... 68
HSS Turning Holders..... 68
Hoists - Electric/Wire Rope..... 215
Hole Punch Set..... 180
Hydraulic Gear Puller..... 211
Hydraulic - Presses..... 195-199
Hold Down Clamps..... 279
Hole Saw Sets..... 81, 178
Horizontal Attachment..... 96
Horizontal Benders..... 135
Hose Reels - Retractable..... 224

I

Indexing Heads - Super / Tilting..... 90
Inserts - Tungsten Carbide..... 71
Inspection Mirrors..... 102

J

Jacks - Floor..... 209
Jacks - Transmission..... 209
Jobber Drills..... 76
Joggler & Punch Plier..... 180
Jointers..... 262

K

Keyway Broach Sets..... 96
Knife - Folding Utility..... 102
Knife Set - Butchers..... 238
Knurling Tool Holders/Sets..... 68

L

Lamps - Halogen / Magnifying..... 103
Lathe - Bench..... 50-53
Lathe - Carrier..... 72
Lathe - Centre..... 54-67
Lathe - Chucks..... 75
Lathe - Heavy Duty..... 64-67
Lathe - Lathe Mill Drill Combo..... 39
Lathe - Leadscrew Cover Kits..... 74
Lathe - Mill Attachment..... 39
Lathe - Tool Set..... 68-69
Lathe - Tool Holders/Boring..... 68-69
Lathe - Tool Holders/Knurling..... 68

Lathe - Tool Holders/Inserts	68
Lathe - Tool Holders/Parting.....	68-69
Lathe - Tool Holders/Thread.....	68-69
Lathe - Tool Holders/Turning	68-69
Lathes - Wood.....	268-269
Levels	114
Lever Blocks	214
Lifter Trolleys	213
Linisher Accessories.....	201-204
Linisher - Radius Master	202
Linishers - Metal	202-203
Linishers - Wood.....	265
Live Centres	72

M

Machine Level	114
Machine Mounts	74
Magnetic Bases & Kits	108, 113
Magnetic Chucks	88
Magnetic - Pick-Up-Tools.....	102
Magnetic Swarf Remover.....	100
Magnetic Sweeper	100
Magnetic - Spray Can Holder	228
Mallet Sets - Nylon	182
Markers - Paint & Pencil	103
Mats - Rubber	74, 207
Measuring Box Set	106
Measuring Instruments.....	106-117
Meat Processing Equipment.....	238
Mechanics - Creeper / Seats.....	210
Metal Restoration Tools.....	180-193
Metric Multi Gauge	78, 106
Micrometers	110-112, 115
Mill Starter Tooling	86
Milling - Cutters.....	82
Milling - Mill Drills.....	38, 40-41
Milling - Riser Spacer	96
Milling - Tooling Packages	86
Milling - Turret Mill.....	42-48
Milling - Universal.....	49
Mincer	238
Mitre Gauge & Fence.....	271
Mobile Bases.....	271
Mobile Girder Rail	214
Modular Storage Bin Systems.....	236-237
Moisture Meter	271
Morse Taper Adaptors.....	86-87
Morse Taper - Drill Set.....	76
Morse Taper - Sleeves.....	77
Morticers - Chisel / Attach.....	273
Motorcycle Lift Table	209
Motors - Electric	212

N

Notchers - Pipe & Tube	178-179
Notchers - Sheet Metal	177
Nut & Bolt Identification Set.....	106
Nut & Blind Riveter Set.....	80

O

Oil - Air Tools.....	223
Oil - Hydraulic/Gearbox/Thread	98
Oil - Compressor	98
Oil - Cutting Fluid.....	98
Oil - Skimmer	99
Oil - Transfer Pumps.....	210
Oxy - Kit.....	242

P

Pallet - Jack / Truck / Lifter	208, 213
--------------------------------------	----------

Panbrakes - Magnetic	149
Panbrakes - Manual.....	148-149
Panbrakes - Hydraulic	150-153
Panel Beating Kits.....	211
Panel Saws	260
Parallel Sets	88
Parting Tool Kits.....	69
Parts Bins	236-237
Parts Washers & Accessories.....	212
Pen Mandrel Set	270
Pin Punch Set.....	101
Pipe Benders.....	172
Pipe Centres.....	72
Pipe & Tube Notchers.....	178-179
Pipe Threading	79
Planer Thicknessers	263
Planishing Hammer.....	192
Plunge Saw - Wood Circular.....	256
Pneumatic Tools.....	222-223
Power Feed Units.....	96
Power Hammers	193
Pressbrake Attachment.....	194
Pressbrakes.....	154-159
Presses - Arbor	194
Presses - Hydraulic.....	195-199
Profile & Contour Gauges.....	182
Protractors.....	107-108, 114
Puller Sets	211
Puller Kit Slide Hammer	211
Punch & Chisel Set	101
Punch - Hydraulic Chassis Set	211
Punch & Shears - Hydraulic.....	136-140
Punch - Tooling	141
Punches - Letter & Number Sets.....	100

Q

Quick Change Toolpost.....	73
----------------------------	----

R

Radius Gauge.....	106
Ram Kit - Panel Beating.....	211
Ratchet Crimping Tool Kit	102
Ratchet F Clamps	244
Ratchet Tie Down Straps	215
Reamers - Adjustable Set	78
Reduced Shank Drills	76
Refractometer - Brix.....	99
Respirator Mask.....	239
Revolving Handle	97
Ripping Gauge	271
Riser Blocks	247, 249, 251
Rivet Stud Mandrels	80
Riveter Kit - Nut & Blind	80
Roller - Conveyor / Stands.....	134
Rolls - Curving Manual	162-163
Rolls - Curving Motorised	164-167
Rolls - Section & Pipe.....	170-171
Rotary Tables & Accessories	90
Router - Bench Top/Tables	272
Rules.....	106
Rust & Corrosion Protection	98

S

Safety Chuck Guards	74
Safety Push Block & Stick Set.....	271
Safety Specs & Face Shield.....	74
Sand Bags - Metal Restoration	182
Sandblasters & Acces	216-217
Sandblasting Dust Cyclone Extractor - Industrial	217
Sausage & Salami Filler	238
Saws - Metal Cutting	118-134
Saws - Panel Saws	260

Saws - Table Saws.....	257-259
Saws - Scroll	256
Saws - Wood Band Saw	252-255
Scales - Digital Crane.....	215
Scales - Digital Readouts.....	116, 117
Screw Cutting Gauge	106
Screw Extractor Set.....	79
Screw Jack Sets	89
Scriber's.....	107
Scroll Chucks	270
Scroll Saws & Blades.....	256
Seats	210
Section & Pipe Rolls	170-171
Service Carts.....	228
Service Tool Tray.....	210
Shears - Hand Lever.....	160
Sheet Metal Machinery	135-179
Shelving - Industrial	225
Shrinker Stretcher	190-191
Skates - Load	215
Slapping File.....	182
Slings - Lifting	215
Slot & End Mills / Sets.....	82
Slotting Machine	96
Soft Jaws - Aluminium / Plastic.....	94
Soluble Metal Cutting Fluid.....	99
Spindle Moulders/Cutters	272
Spray Accessories.....	222-223
Spray Guns & Kits.....	222-223
Squares - Engineers	107
Stands - Roller	134
Stands - Vehicle/Engine.....	208
Steel Press Pin Set	194
Storage Cabinet / System.....	230-231
Straight Edge with Bevel	115
Straight Router Bit	279
Suction Gun.....	210
Surface Grinders.....	205-206
Surface Marking Out Gauge	108
Surface Plates	108, 114
Swage & Jenny.....	168

T

Table Saws	257-259
Tap & Die Sets.....	79
Tap Wrench	78
Taper Turning Attachment.....	57
Tapping Chucks	80
Tapping Compound.....	98
Telescopic Gauge Set	107, 115
Thicknesser's	261, 263
Thread Gauge	106
Thread Repair Sets.....	80
Thread Restorer Files	80
Threading Machines	79
Threading Tool Kits.....	69
Toggle Clamps	244
Tool Chests & Roller Cabinets	226-227
Tooling Cabinets	229-230, 232-233
Toolposts - Quick Change	73
Tool Stand - BT	87
Torch Rests - MIG/TIG	242
Touch Point Sensor.....	87, 115
Trolley Jacks - Hydraulic	209
Trolleys - Platform.....	213
Truck - Crane.....	208
T-Dollies.....	181
T-Tracks - Straight.....	279
Tube Benders	172-173
Tube Rolling Machine	169
Turning Tool Kits	69

Turning Tools - Wood Lathe.....	269
Tyre Inflator.....	222

U

Universal 3D Tester.....	87
Universal T-Tracks.....	279
Universal Rotisserie	183
Universal Tool Stand.....	100

V

Vacuum Cleaner - Wet & Dry.....	207
Vee Blocks.....	89
Vehicle - Axle Stands.....	209
Vehicle - Positioning Jacks	209
Vernier Calipers.....	108-109, 115
Vernier Depth Gauge	109
Vertical Mill Slide.....	73
Vices - 3 Way Angle.....	92
Vices - Bench	94
Vices - Compound	95
Vices - Drill Press.....	95
Vices - Milling	92
Vices - Modular Machine	92
Vices - Multi-Purpose	94
Vices - Offset / Fabricated.....	94
Vices - Pressbrake - Bender.....	94
Vices - Safeway.....	93
Vices - Soft Jaws	94
Vices - Tilting	92
Vices - Toolmakers	92
Vices - Wood Working.....	271

W

Water Hose Reels	224
Welding - Fume Extractor	239
Welding - Gas Set / Bottles	242
Welders	239
Welders - Spot	241
Welders - MIG & TIG.....	240-241
Welders - Oxy	242
Welding Accessories	240-251
Welding Clamps	243-244, 247, 249, 251
Welding Tables.....	245-246, 248, 250
Wet Stone Grinders & Acces	274
Wheels - Caster	225, 271
Wood Lathes & Accessories.....	268-271
Wood Lathe Turning Tools	269-270
Work Benches.....	228, 229

Z

Z-Axis Preset Gauges.....	87
---------------------------	----

**Can't find what
your looking for?**

Visit www.machineryhouse.com.au
for the most up-to-date information,
products and prices



Drilling & Tapping Chart

Drill Conversion Chart

DRILL SIZE CONVERSION CHART - (Metric, Inch, Number, Letter, Decimal Equivalent)

Drill mm	Drill inch	Number & Letter	Dec. Equiv	Drill mm	Drill inch	Number & Letter	Dec. Equiv	Drill mm	Drill inch	Number & Letter	Dec. Equiv	Drill mm	Drill inch	Number & Letter	Dec. Equiv	Drill mm	Drill inch	Number & Letter	Dec. Equiv
0.343		80	.0135	1.397		54	.0550	2.870		33	.1130	5.182		6	.2040	8.026		O	.3160
0.350			.0138	1.400			.0551	2.900			.1142	5.200			.2047	8.100			.3189
0.368		79	.0145	1.450			.0571	2.946		32	.1160	5.220		5	.2055	8.200			.3228
0.380			.0150	1.500			.0591	2.950			.1161	5.300			.2087	8.204		P	.3230
0.397	1/64"		.0156	1.511		53	.0595	3.00			.1181	5.309		4	.2090	8.300			.3268
0.40			.0157	1.550			.0610	3.048		31	.1200	5.400			.2126	8.334	21/64"		.3281
0.406		78	.0160	1.588	1/16"		.0625	3.100			.1220	5.410		3	.2130	8.400			.3307
0.420			.0165	1.600			.0630	3.175	1/8"		.1250	5.500			.2165	8.433		Q	.3320
0.450			.0177	1.613		52	.0635	3.200			.1260	5.556	7/32"		.2188	8.500			.3346
0.457		77	.0180	1.650			.0650	3.264		30	.1285	5.600			.2205	8.600			.3386
0.480			.0189	1.700			.0669	3.300			.1299	5.613		2	.2210	8.611		R	.3390
0.50			.0197	1.702		51	.0670	3.400			.1339	5.700			.2244	8.700			.3425
0.508		76	.0200	1.750			.0689	3.454		29	.1360	5.791		1	.2280	8.731	11/32"		.3437
0.520			.0205	1.778		50	.0700	3.500			.1378	5.800			.2283	8.800			.3465
0.533		75	.0210	1.800			.0709	3.569		28	.1405	5.900			.2323	8.839		S	.3480
0.550			.0217	1.850			.0728	3.572	9/64"		.1406	5.944		A	.2340	8.900			.3504
0.572		74	.0225	1.854		49	.0730	3.600			.1417	5.953	15/64"		.2344	9.00			.3543
0.580			.0228	1.900			.0748	3.658		27	.1440	6.00			.2362	9.093		T	.3580
0.60			.0236	1.930		48	.0760	3.700			.1457	6.045		B	.2380	9.128	23/64"		.3594
0.610		73	.0240	1.950			.0768	3.734		26	.1470	6.100			.2402	9.200			.3622
0.635		72	.0250	1.984	5/64"		.0781	3.797		25	.1495	6.147		C	.2420	9.300		U	.3680
0.650			.0256	1.994		47	.0785	3.800			.1496	6.200			.2441	9.500			.3740
0.660		71	.0260	2.00			.0787	3.861		24	.1520	6.248		D	.2460	9.525	3/8"		.3750
0.70			.0276	2.050			.0807	3.900			.1535	6.300			.2480	9.576		V	.3770
0.711		70	.0280	2.057		46	.0810	3.912		23	.1540	6.350	1/4"	E	.2500	9.800			.3858
0.742		69	.0292	2.083		45	.0820	3.969	5/32"		.1563	6.400			.2520	9.804		W	.3860
0.750			.0295	2.100			.0827	3.988		22	.1570	6.500			.2559	9.900			.3898
0.787		68	.0310	2.150			.0846	4.00			.1575	6.528		F	.2570	9.922	25/64"		.3906
0.794	1/32"		.0313	2.184		44	.0860	4.039		21	.1590	6.600			.2598	10.00			.3937
0.80			.0315	2.200			.0866	4.089		20	.1610	6.629		G	.2610	10.084		X	.3970
0.813		67	.0320	2.250			.0886	4.100			.1614	6.700			.2638	10.20			.4016
0.838		66	.0330	2.261		43	.0890	4.200			.1654	6.747	17/64"		.2656	10.262		Y	.4040
0.850			.0335	2.300			.0906	4.216		19	.1660	6.756		H	.2660	10.319	13/32"		.4063
0.889		65	.0350	2.350			.0925	4.300			.1693	6.800			.2677	10.490		Z	.4130
0.90			.0354	2.375		42	.0935	4.305		18	.1695	6.900			.2717	10.500			.4134
0.914		64	.0360	2.381	3/32"		.0937	4.366	11/64"		.1719	6.909		I	.2720	10.716	27/64"		.4219
0.940		63	.0370	2.400			.0945	4.394		17	.1730	7.00			.2756	10.800			.4252
0.950			.0374	2.438		41	.0960	4.400			.1732	7.036		J	.2770	11.00			.4331
0.965		62	.0380	2.450			.0965	4.496		16	.1770	7.100			.2795	11.112	7/16"		.4375
0.991		61	.0390	2.489		40	.0980	4.500			.1772	7.137		K	.2810	11.200			.4409
1.00			.0394	2.500			.0984	4.572		15	.1800	7.144	9/32"		.2812	11.500			.4528
1.016		60	.0400	2.527		39	.0995	4.600			.1811	7.200			.2835	11.509	29/64"		.4531
1.041		59	.0410	2.550			.1004	4.623		14	.1820	7.300			.2874	11.800			.4646
1.050			.0413	2.578		38	.1015	4.700		13	.1850	7.366		L	.2900	11.906	15/32"		.4687
1.067		58	.0420	2.600			.1024	4.762	3/16"		.1875	7.400			.2913	12.00			.4724
1.092		57	.0430	2.642		37	.1040	4.800		12	.1890	7.493		M	.2950	12.200			.4803
1.100			.0433	2.650			.1043	4.851		11	.1910	7.500			.2953	12.303	31/64"		.4844
1.150			.0453	2.700			.1063	4.900			.1929	7.541	19/64"		.2969	12.500			.4921
1.181		56	.0465	2.705		36	.1065	4.915		10	.1935	7.600			.2992	12.700	1/2"		.5000
1.191	3/64"		.0469	2.750			.1083	4.978		9	.1960	7.671		N	.3020	12.800			.5039
1.200			.0472	2.778	7/64"		.1094	5.00			.1969	7.700			.3031	13.00			.5118
1.250			.0492	2.794		35	.1100	5.055		8	.1990	7.800			.3071	13.097	33/64"		.5156
1.300			.0512	2.800			.1102	5.100			.2008	7.900			.3110	13.494	17/32"		.5313
1.321		55	.0520	2.819		34	.1110	5.105		7	.2010	7.938	5/16"		.3125	13.500			.5315
1.350			.0531	2.850			.1122	5.159	13/64"		.2031	8.00			.3150	13.891	35/64"		.5469

Drilling & Tapping Chart

Tapping Chart

Drill mm	Drill inch	Number & Letter	Dec. Equiv
14.00			.5512
14.288	9/16"		.5625
14.500			.5708
14.684	37/64"		.5781
15.00			.5906
15.081	19/32"		.5937
15.478	39/64"		.6094
15.500			.6102
15.875	5/8"		.6250
16.00			.6299
16.272	41/64"		.6406
16.500			.6496
16.669	21/32"		.6563
17.00			.6693
17.250	43/64"		.6719
17.462	11/16"		.6875
17.500			.6890
17.859	45/64"		.7031
18.00			.7087
18.256	23/32"		.7187
18.500			.7283
18.653	47/64"		.7344
19.00			.7480
19.050	3/4"		.7500
19.447	49/64"		.7656
19.500			.7677
19.844	25/32"		.7813
20.00			.7874
20.241	51/64"		.7969
20.500			.8071
20.638	13/16"		.8125
21.00			.8268
21.034	53/64"		.8281
21.431	27/32"		.8437
21.500			.8465
21.828	55/64"		.8594
22.00			.8661
22.225	7/8"		.8750
22.500			.8858
22.622	57/64"		.8906
23.00			.9055
23.019	29/32"		.9063
23.416	59/64"		.9219
23.500			.9252
23.812	15/16"		.9375
24.00			.9449
24.209	61/64"		.9531
24.500			.9646
24.606	31/32"		.9687
25.00			.9843
25.003	63/64"		.9844
25.400	1"		1.0000

UNC		
TAP SIZE	TPI	DRILL SIZE mm
No. 3	48	2.10
No. 4	40	2.35
No. 5	40	2.65
No. 6	32	2.85
No. 8	32	3.50
No. 10	24	3.90
No. 12	24	4.50
1/4"	20	5.10
5/16"	18	6.60
3/8"	16	8.00
7/16"	14	9.40
1/2"	13	10.80
9/16"	12	12.20
5/8"	11	13.50
3/4"	10	16.50
7/8"	9	19.50
1"	8	22.25
1.1/8"	7	25.00
1.1/4"	7	28.00
1.3/8"	6	30.75
1.1/2"	6	34.00
1.3/4"	5	39.50
2"	4.5	45.00

UNF		
TAP SIZE	TPI	DRILL SIZE mm
No. 3	56	2.15
No. 4	48	2.40
No. 5	44	2.70
No. 6	40	2.95
No. 8	36	3.50
No. 10	32	4.10
No. 12	28	4.70
1/4"	28	5.50
5/16"	24	6.90
3/8"	24	8.50
7/16"	20	9.90
1/2"	20	11.50
9/16"	18	12.90
5/8"	18	14.50
3/4"	16	17.50
7/8"	14	20.40
1"	12	23.25
1.1/8"	12	26.50
1.1/4"	12	29.50
1.3/8"	12	32.75
1.1/2"	12	36.00

Metric (ISO) Coarse		
TAP SIZE	PITCH mm	DRILL SIZE mm
M3	0.50	2.50
M3.5	0.60	2.90
M4	0.70	3.30
M4.5	0.75	3.80
M5	0.80	4.20
M6	1.00	5.00
M7	1.00	6.00
M8	1.25	6.80
M10	1.50	8.50
M12	1.75	10.30
M14	2.00	12.00
M16	2.00	14.00
M18	2.50	15.50
M20	2.50	17.50
M22	2.50	19.50
M24	3.00	21.00
M27	3.00	24.00
M30	3.50	26.50
M33	3.50	29.50
M36	4.00	32.00
M39	4.00	35.00
M42	4.50	37.50
M45	4.50	40.50

Metric (ISO) Fine		
TAP SIZE	PITCH mm	DRILL SIZE mm
M3	0.35	2.65
M4	0.50	3.50
M5	0.50	4.50
M6	0.75	5.25
M7	0.75	6.25
M8	1.00	7.00
M10	1.25	8.80
M12	1.25	10.80
M14	1.50	12.50
M16	1.50	14.50
M18	1.50	16.50
M20	1.50	18.50
M22	1.50	20.50
M24	2.00	22.00
M27	1.50	25.50
M30	1.50	28.50
M32	1.50	30.50
M33	2.00	31.00

BSW		
TAP SIZE	TPI	DRILL SIZE mm
1/16"	60	1.20
3/32"	48	1.85
1/8"	40	2.55
5/32"	32	3.20
3/16"	24	3.70
7/32"	24	4.50
1/4"	20	5.10
5/16"	18	6.50
3/8"	16	7.90
7/16"	14	9.30
1/2"	12	10.50
9/16"	12	12.10
5/8"	11	13.50
11/16"	11	15.00
3/4"	10	16.25
13/16"	10	18.00
7/8"	9	19.25
15/16"	9	20.75
1"	8	22.00
1.1/8"	7	24.75
1.1/4"	7	28.00
1.3/8"	6	30.25
1.1/2"	6	33.50

BSF		
TAP SIZE	TPI	DRILL SIZE mm
3/16"	32	4.00
7/32"	28	4.60
1/4"	26	5.30
5/16"	22	6.80
3/8"	20	8.30
7/16"	18	9.70
1/2"	16	11.10
9/16"	16	12.70
5/8"	14	14.00
11/16"	14	15.50
3/4"	12	16.75
7/8"	11	19.75
1"	10	22.75
1.1/8"	9	25.50
1.1/4"	9	28.50
1.3/8"	8	31.50
1.1/2"	8	34.50

BSPT		
TAP SIZE	TPI	DRILL SIZE mm
1/16"	28	6.40
1/8"	28	8.40
1/4"	19	11.20
3/8"	19	14.75
1/2"	14	18.25
3/4"	14	23.75
1"	11	30.00
1.1/4"	11	38.50
1.1/2"	11	44.50
2"	11	58.00
2.1/2"	11	71.00

BSPP		
TAP SIZE	TPI	DRILL SIZE mm
1/16"	28	6.80
1/8"	28	8.80
1/4"	19	11.80
3/8"	19	15.25
1/2"	14	18.75
5/8"	14	21.00
3/4"	14	24.50
7/8"	14	28.25
1"	11	30.75
1.1/4"	11	39.50
1.1/2"	11	45.00
1.3/4"	11	51.00
2"	11	56.75

BA		
TAP SIZE	PITCH mm	DRILL SIZE mm
No. 0	1.00	5.10
No. 1	0.90	4.50
No. 2	0.81	4.00
No. 3	0.73	3.40
No. 4	0.66	3.00
No. 5	0.59	2.65
No. 6	0.53	2.30
No. 7	0.48	2.05
No. 8	0.43	1.80
No. 9	0.39	1.55
No. 10	0.35	1.40
No. 11	0.31	1.20
No. 12	0.28	1.05
No. 13	0.25	0.98
No. 14	0.23	0.80

SYDNEY



"The Junction"
1/2 Windsor Road,
Northmead NSW 2152

PO BOX 3844, Parramatta NSW 2124
Ph: (02) 9890 9111 Fax: (02) 9890 4888

BRISBANE



625 Boundary Road,
Coopers Plains QLD 4108

PO BOX 626, Archerfield QLD 4108
Ph: (07) 3715 2200 Fax: (07) 3715 2299

MELBOURNE



4 Abbotts Road,
Dandenong VIC 3175

PO BOX 4499, Dandenong South VIC 3164
Ph: (03) 9212 4422 Fax: (03) 9212 4433

PERTH



11 Valentine Street,
Kewdale WA 6105

PO BOX 749, Belmont WA 6984
Ph: (08) 9373 9999 Fax: (08) 9373 9977

ADELAIDE



Unit 11/20 Cheltenham Parade,
Woodville, SA 5011

PO BOX 118, Woodville LPO SA 5011
Ph: (08) 9373 9969



ABN: 96 000 286 957



CLICK AND COLLECT

Shop online and collect in store. With click & collect, you can pick up the goods at your convenience or on a preferred day when you purchase online



MORE THAN 5,000 PRODUCTS

An extensive range of engineering machinery, workshop equipment, tools & accessories are available for the home hobbyist to the professional tradesman—all under one roof



VIDEO DEMONSTRATIONS

Get a better understanding of our machinery and the way they operate from our video demonstrations which can be found in the products page of our website



NATION WIDE DELIVERY

We offer an Australia-wide delivery service by partnering with carefully chosen logistics companies in both capital and regional destinations, most with track and trace abilities



SERVICE AND MAINTENANCE

Need a service? We have a dedicated service team whose sole job is to assist you with any maintenance or repairs to your HAFCO machinery



SHOP IN-STORE OR ONLINE

Step into one of our four huge showrooms located in Syd, Bris, Melb, Perth OR Adelaide and talk to the professionals about what you need, or become a Machineryhouse Mate and order online



ONLINE DELIVERY CALCULATOR

To help you save time, we offer very competitive prices for the delivery of your goods which can be calculated and viewed online quickly and at your convenience



SPARE PARTS

We carry the largest stock of spare parts for our HAFCO machinery in the country. For your convenience, you can find the parts online. Our spare parts staff are always there to help